



**January 13, 2011**

**TO:** Members of the Board of Regents  
Ex-officio Representatives to the Board of Regents  
**FROM:** Joan Goldblatt, Secretary of the Board of Regents  
**RE:** Schedule of Meetings

**WEDNESDAY, JANUARY 19, 2011**

**5:30 p.m. Hill-Crest**

**DINNER FOR REGENTS  
AND OTHER GUESTS**

**THURSDAY, JANUARY 20, 2011**

**10:00 to 11:55 a.m. UW Tower  
Board Room, 22<sup>nd</sup> Floor**

**FINANCE, AUDIT AND FACILITIES  
COMMITTEE:** Regents Smith (Chair),  
Blake, Brotman, Cole (alternate), Jewell

**12:30 to 1:45 p.m. UW Tower  
Board Room, 22<sup>nd</sup> Floor**

**ACADEMIC AND STUDENT AFFAIRS  
COMMITTEE:** Regents Harrell (Chair),  
Barer, Cole, Gates, Youn

*in Joint Session with*

**FINANCE, AUDIT AND FACILITIES  
COMMITTEE:** Regents Smith (Chair),  
Blake, Brotman, Cole (alternate), Jewell

**2:00 to 2:35 p.m. UW Tower  
Board Room, 22<sup>nd</sup> Floor**

**ACADEMIC AND STUDENT AFFAIRS  
COMMITTEE:** Regents Harrell (Chair),  
Barer, Cole, Gates, Youn

**3:00 p.m. UW Tower  
Board Room, 22<sup>nd</sup> Floor**

**REGULAR MEETING OF BOARD OF  
REGENTS**

To request disability accommodation, contact the Disability Services Office at: 206.543.6450 (voice), 206.543.6452 (TTY), 206.685.7264 (fax), or email at [dso@uw.edu](mailto:dso@uw.edu). The University of Washington makes every effort to honor disability accommodation requests. Requests can be responded to most effectively if received as far in advance of the event as possible, preferably at least 10 days.



UNIVERSITY OF WASHINGTON  
BOARD OF REGENTS

**Finance, Audit and Facilities Committee**  
Regents Smith (Chair), Blake, Brotman, Cole (alternate), Jewell

**January 20, 2011**  
**10:00 to 11:55 a.m.**  
**UW Tower, Board Room, 22<sup>nd</sup> Floor**

1. **Grant and Contract Awards Summary – October and November, 2010** **ACTION** F-1  
Mary Lidstrom, Interim Provost and Executive Vice President
2. **On-Call Architectural Master Term Agreement – Select Architect** **ACTION** F-2  
Richard Chapman, Associate Vice President, Capital Projects Office  
Rebecca Barnes, University Architect, Office of Planning and Budgeting
3. **Clarification of Naming the Field at the University of Washington Husky Ballpark as “Chaffey Field”** **ACTION** F-3  
Scott Woodward, Director of Athletics, Intercollegiate Athletics
4. **Report of Contributions – October and November, 2010** **INFORMATION** F-4  
Walter G. Dryfoos, Associate Vice President, Advancement Services  
Connie Kravas, Vice President, University Advancement
5. **Actions Taken Under Delegated Authority** **INFORMATION** F-5  
Richard Chapman
6. **Metropolitan Tract Performance Report for the Quarter Ended September 30, 2010** **INFORMATION** F-6  
Todd Timberlake, Chief Real Estate Officer
7. **Portage Bay Insurance Annual Report** **INFORMATION** F-7  
Elizabeth Cherry, Executive Director, Risk Management
8. **Naming of Proposed Greenhouse and Wetlands Interpretive Center at UW Bothell as the “Sarah Simonds Green Conservatory”** **ACTION** F-8  
Kenyon S. Chan, Chancellor, UW Bothell
9. **Re-Naming of the Arena at Hec Edmundson Pavilion as “Alaska Airlines Arena”** **ACTION** F-9  
Scott Woodward

10. **Intellectual House: Approve Donor Naming Opportunities Plan and Review the Predesign Concept** **ACTION** F-10  
**Sheila Edwards Lange**, Vice President Minority Affairs,  
Vice Provost Diversity  
**Daniel Friedman**, Dean and Professor, College of Built  
Environments  
**Jon Lebo**, Interim Director, Student Life Projects, Capital  
Projects Office  
Rebecca Barnes
11. **Metropolitan Tract – 2011 Unico Capital Expenditure Budget** **ACTION** F-11  
Todd Timberlake  
**Tom Schappacher**, Assistant Director – Finance &  
Administration, Real Estate Office
12. **Advisory Committee on Real Estate (ACRE) Update** **INFORMATION** F-12  
Todd Timberlake
13. **University of Washington Investment Committee (UWINCO) Update** **INFORMATION** F-13  
**Keith Ferguson**, Chief Investment Officer, Treasury Office
14. **Washington State Arboretum Master Plan Update** **INFORMATION** F-14  
**Lisa Graumlich**, Dean, College of the Environment  
**Della Balick**, President, Board of Directors, Arboretum  
Foundation  
**Donald Harris**, Manager, Property and Acquisition Services,  
Planning & Development Division, Seattle Department of  
Parks & Recreation
15. **2010 Independent Auditor’s Report on the UW Financial Statements – KPMG** **INFORMATION** F-15  
**Richard Cordova**, Executive Director, Internal Audits  
**Steve Huebner**, Partner, KPMG
16. **Executive Session**  
(To review the performance of a public employee.)
17. **Other Business**



**UNIVERSITY OF WASHINGTON  
BOARD OF REGENTS**

**Academic and Student Affairs Committee**  
Regents Harrell (Chair), Barer, Cole, Gates, Youn

*In Joint Session with*

**Finance, Audit and Facilities Committee**  
Regents Smith (Chair), Blake, Brotman, Cole (alternate), Jewell

**January 20, 2011  
12:30 to 1:45 p.m.  
UW Tower, Board Room, 22<sup>nd</sup> Floor**

1. **Update on State Budget Outlook** **INFORMATION** F-16  
Paul Jenny, Vice Provost, Planning and Budgeting  
Margaret Shepherd, Director of State Relations, External Affairs
2. **Husky Stadium Renovation – Review Schematic Design** **INFORMATION** F-17  
Brad Schrock, 360 Architecture, Senior Design Principal  
Scott Woodward, Director of Athletics, Intercollegiate Athletics
3. **Executive Session**  
(To discuss with legal counsel representing the University, litigation or potential litigation to which the University is, or is likely to become, a party, when public knowledge regarding the discussion is likely to result in an adverse legal or financial consequence to the University.)
4. **Other Business**



**UNIVERSITY OF WASHINGTON  
BOARD OF REGENTS**

**Academic and Student Affairs Committee**  
Regents Harrell (Chair), Barer, Cole, Gates, Youn

**January 20, 2011  
2:00 to 2:35 p.m.  
UW Tower, Board Room, 22<sup>nd</sup> Floor**

1. **UW Medicine Board Reappointment** **ACTION** A-1  
**Paul Ramsey**, Dean and Executive Vice President, UW  
Medicine
2. **Academic and Administrative Appointments** **ACTION** A-2  
**Mary Lidstrom**, Interim Provost and Executive Vice  
President
3. **Faculty Presentation: Fetal Alcohol Spectrum Disorders (FASD)** **INFORMATION** A-3  
**– From Discovery to Prevention at the University of Washington**  
**Susan Astley**, Professor of Epidemiology/Pediatrics and  
Director, Washington State FAS Diagnostic and Prevention  
Network  
**John Thorne**, Instructor in Speech and Hearing Sciences
4. **Other Business**



## AGENDA

### BOARD OF REGENTS University of Washington

January 20, 2011  
3:00 p.m.  
UW Tower, Board Room, 22<sup>nd</sup> Floor

(Item No.)

**I. CALL TO ORDER**

**II. ROLL CALL**

**III. CONFIRM AGENDA**

**IV. REPORT OF THE CHAIR OF THE BOARD OF REGENTS: Regent Simon**

**V. REPORT OF THE UNIVERSITY PRESIDENT: Dr. Wise**

**VI. CONSENT AGENDA**

Approval of Minutes of Meeting of November 18, 2010

Approval of Minutes of Special Meetings of December 4, 2010

UW Medicine Board Reappointment A-1

Grant and Contract Awards Summary – October and November, 2010 F-1

On-Call Architectural Master Term Agreement – Select Architect F-2

Clarification of Naming the Field at the University of Washington Husky Ballpark as “Chaffey Field” F-3

Naming of Proposed Greenhouse and Wetlands Interpretive Center at UW Bothell as the “Sarah Simonds Green Conservatory” F-8

Re-Naming of the Arena at Hec Edmundson Pavilion as “Alaska Airlines Arena” F-9

Intellectual House: Approve Donor Naming Opportunities Plan and Review the Predesign Concept F-10

Metropolitan Tract – 2011 Unico Capital Expenditure Budget F-11

**VII. STANDING COMMITTEES****A. Academic and Student Affairs Committee: Regent Harrell– Chair**Academic and Administrative Appointments (**ACTION**) A–2Faculty Presentation: Fetal Alcohol Spectrum Disorders (FASD) – From  
Discovery to Prevention at the University of Washington (Information only) A–3***Joint Session*****A. Academic and Student Affairs Committee: Regent Harrell– Chair****B. Finance and Audit Committee: Regent Smith – Chair**

Update on State Budget Outlook (Information only) F–16

Husky Stadium Renovation – Review Schematic Design (Information only) F–17

**B. Finance, Audit and Facilities Committee: Regent Smith – Chair**

Report of Contributions – October and November, 2010 (Information only) F–4

Actions Taken Under Delegated Authority (Information only) F–5

Metropolitan Tract Performance Report for the Quarter Ended September 30,  
2010 (Information only) F–6

Portage Bay Insurance Annual Report (Information only) F–7

Advisory Committee on Real Estate (ACRE) Update (Information only) F–12

University of Washington Investment Committee (UWINCO) Update  
(Information only) F–13

Washington State Arboretum Master Plan Update (Information only) F–14

2010 Independent Auditor’s Report on the UW Financial Statements – KPMG  
(Information only) F–15**VIII. OTHER BUSINESS**

Reports from ex-officio representatives to the Board:

**Faculty Senate Chair – Professor JW Harrington****ASUW President – Ms. Madeleine McKenna****GPSS President – Ms. Sarah Reyneveld****Alumni Association President – Ms. Colleen Fukui-Sketchley****IX. DATE FOR NEXT REGULAR MEETING: Thursday, February 17, 2011****X. ADJOURNMENT**

OFFICIAL MINUTES

**MINUTES**

**BOARD OF REGENTS  
University of Washington**

**January 20, 2011**

The Board of Regents held its regular meeting on Thursday, January 20, 2011, beginning at 3:00 p.m. in the UW Tower Board Room. The notice of the meeting was appropriately provided to the public and the media.

**CALL TO ORDER**

Board Chair Herb Simon called the meeting to order at 3:00 p.m.

**ROLL CALL**

Assistant Secretary Keith called the roll: Present were Regents Simon (presiding), Blake, Brotman, Cole, Gates, Harrell, Youn; Dr. Wise, Dr. Lidstrom, Ms. Warren, Ms. Goldblatt; ex-officio representatives: Professor Harrington, Ms. McKenna, Ms. Reyneveld, Ms. Fukui-Sketchley.

Absent: Regents Barer, Jewell and Smith

**CONFIRM AGENDA**

The agenda was confirmed as presented.

**REPORT OF THE CHAIR OF THE BOARD OF REGENTS: Regent Simon**

Regent Simon said he was pleased to report President Wise was selected as the recipient of the fifth annual Chang-Lin Tien Education Leadership award by the San Francisco-based Asian Pacific Fund. The national award recognizes the professional accomplishments and leadership of Asian Americans in higher education and includes an unrestricted \$10,000 grant.

A copy of the Seattle Times article, which points out that Dr. Wise is both the first Asian-American president and first woman president of the University of Washington, is in Regents' packets.

Attachment: Seattle Times Article, January 13, 2011

**REPORT OF THE UNIVERSITY PRESIDENT: Dr. Wise**



Dr. Wise introduced the three 2009-10 UW Medalists. Medals are awarded to Freshman, Sophomore, and Junior students who achieve the best academic record for the year. Jennifer Kang, Gracie Ingermanson, and Krysta Yousoufian each provided remarks about their background and experiences and answered questions.

See Attachment: UW Medalists Biographies

President Wise spoke briefly about the state budget. She said the current ninety-day legislative session is scheduled to end on April 24, and may be extended. Regents received the first interpretation of the Governor's budget, which is not favorable for the University. The University is important to the State in the areas of learning, discovery, and engagement. It continues to be important to develop coalitions working with partners to make sure the members of the legislature understand the critical role of the University, and the importance of continuing to support it.

## **CONSENT AGENDA**

Regent Simon noted there were ten items for approval on the consent agenda, and called for a motion.

**MOTION:** Upon the recommendation of the Chair of the Board and the motion made by Regent Gates, seconded by Regent Blake, the Board voted to approve the ten items on the consent agenda as shown below:

### **Minutes for the Meeting of November 18, 2010**

### **Minutes for the Special Meetings of December 4, 2010**

### **UW Medicine Board Reappointment** (Agenda no. A-1)

It was the recommendation of the University President and the Academic and Student Affairs Committee that the Board of Regents make the following reappointment to the UW Medicine Board:

Gerald Grinstein      January 1, 2011–December 31, 2013

See Attachment A-1.

### **Grant and Contract Awards Summary – October and November, 2010** (Agenda no. F-1)

It was the recommendation of the administration and the Finance, Audit and Facilities Committee the Board of Regents accept Grant and Contract Awards for the month of October, 2010, in the amount of \$85,249,080, and in the amount of \$52,804,390 for November, 2010.

See Attachment F-1.

**On-Call Architectural Master Term Agreement – Select Architect** (Agenda no. F-2)

It was the recommendation of the administration and the Finance, Audit and Facilities Committee the President be delegated authority to award a contract for an on-call architectural master term agreement to Perkins+Will, subject to successful negotiation of the architectural and professional services agreement. This architectural agreement will replace an existing master term agreement with EHS Design that has reached its capacity.

In the event of an unsuccessful negotiation with the selected firm, it was requested that authority be delegated to open negotiations with EHS Design, the firm recommended as first alternate.

See Attachment F-2.

**Clarification of Naming the Field at the University of Washington Husky Ballpark as “Chaffey Field”** (Agenda no. F-3)

It was the recommendation of the administration, the Finance, Audit and Facilities Committee, and the Names Committee that the Board of Regents approve the request to name the field at Husky Ballpark as “Chaffey Field.” This approval supersedes and clarifies the action taken by the Board of Regents on July 16, 2009.

See Attachment F-3.

**Naming of Proposed Greenhouse and Wetlands Interpretive Center at UW Bothell as the “Sarah Simonds Green Conservatory”** (Agenda no. F-8)

It was the recommendation of the administration and the Finance, Audit, and Facilities Committee the Board of Regents approve naming a proposed greenhouse and wetlands interpretive center slated for construction on the UW Bothell campus as the “Sarah Simonds Green Conservatory.”

See Attachment F-8.

**Re-Naming of the Arena at Hec Edmundson Pavilion as “Alaska Airlines Arena”** (Agenda no. F-9)

It was the recommendation of the administration, the Finance, Audit and Facilities Committee, and the University Names Committee the Board of Regents approve renaming the Arena located in Hec Edmundson Pavilion as “Alaska Airlines Arena.”

See Attachment F-9.

**Intellectual House: Approve Donor Naming Opportunities Plan and Review the Pre-design Concept** (Agenda no. F-10)

It was the recommendation of the President, and the Finance, Audit and Facilities Committee the Board of Regents approve the ~~watob?altx~~<sup>™</sup> (Intellectual House) Project Donor Naming Opportunities Plan dated October 28, 2010.

See Attachment F-10.

**Metropolitan Tract – 2011 Unico Capital Expenditure Budget** (Agenda no. F-11)

It was the recommendation of the administration and the Finance, Audit and Facilities Committee the Board of Regents approve reimbursement of up to \$4.28 million in capital expenditures by Unico Properties, LLC, for capital and tenant improvements requested in its 2011 Capital Expenditure Plan for the buildings on the Metropolitan Tract. The \$4.28 million is comprised of up to \$2.13 million for capital improvements and up to \$2.15 million for tenant improvements.

See Attachment F-11.

**STANDING COMMITTEES**

Regent Simon asked Regent Harrell to provide a report from the Academic and Student Affairs Committee meeting.

**ACADEMIC AND STUDENT AFFAIRS COMMITTEE: Regent Harrell Chair**

**Academic and Administrative Appointments** (Agenda no. A-2)

At the request of Regent Harrell, Provost Lidstrom highlighted the appointment of Dean Eddie Uehara to the Ballmer Endowed Deanship in Social Work. This recognizes Dean Uehara's progress in the school and is the first endowed Deanship in the field of Social Work in the country.

**MOTION:** Upon the recommendation of the administration and the motion made by Regent Gates, seconded by Regent Blake, the Board voted to approve the personnel appointments. Regent Youn abstained from the vote.

See Attachment A-2.

**Faculty Presentation: Fetal Alcohol Spectrum Disorders (FASD) – From Discovery to Prevention at the University of Washington** (Agenda no. A-3)

Regent Harrell reported on the presentation given by Professor Susan Astley, during which she chronicled the thirty-year journey of the discovery of fetal alcohol syndrome at UW. The presentation included an example of world-class clinical research that has had a tremendous impact on the lives of women. Regent Harrell praised this as a “phenomenal example” of integrated research across many disciplines. She said Regents learned more about research at the University and the impact that the University has on the world at large.

See Attachment A–3.

**ACADEMIC AND STUDENT AFFAIRS COMMITTEE: Regent Harrell Chair**

In joint session with

**FINANCE, AUDIT AND FACILITIES COMMITTEE: Regent Smith, Chair**

In Regent Smith’s and Regent Jewell’s absence, Regent Blake chaired the Joint and Finance, Audit and Facilities Committee meetings and provided a report to the Board.

**Update on State Budget Outlook** (Agenda no. F–16)

Regent Blake said Vice Provost Paul Jenny provided an update on the state budget and “it’s not good.” Regents will continue to receive monthly updates throughout the legislative session.

See Attachment F–16.

**Husky Stadium Renovation – Review Schematic Design** (Agenda no. F–17)

Regents viewed the preliminary schematic design for the Husky Stadium renovation. The detailed drawings provided a sense of what the completed project might look like. Regent Blake said Athletics is making good progress, and is currently raising funds to complete the project.

See Attachment F–1.

**FINANCE, AUDIT AND FACILITIES COMMITTEE: Regent Smith, Chair**

Regent Blake reported on a number of items approved by the Board on the Consent Agenda. The Board approved naming a greenhouse and wetlands interpretive center at UW Bothell.

Regents also approved naming the arena in Hec Edmundson Pavilion “Alaska Airlines Arena” for a five-year term. Regents plan to review the Naming Policy to assure it is consistent with desired operations.

Regents viewed preliminary design concepts for the Intellectual House and approved the donor naming plan. The project plans to raise about fifty percent of the funding. Opportunities for donors to place their names on the rooms, spaces and features have been identified.

The Metro Tract budget for capital expenditures was approved. The budget consisted of about half for tenant improvements and half for capital expenditures. The total dollar amount is less than last year, and that trend is expected to be consistent over the next few years.

**Report of Contributions – October and November, 2010** (Agenda no. F–4)  
(Information only)

The total amount of gifts received in October, 2010, was \$18,023,980. The total amount of gifts received in November, 2010, was \$17,860,065. The total for the year-to-date is \$119,647,843.

See Attachment F-4.

**Actions Taken Under Delegated Authority** (Agenda no. F-5)

See Attachment F-5.

**Metropolitan Tract Performance Report for the Quarter Ended September 30, 2010**  
(Agenda no. F-6)

See Attachment F-6.

**Portage Bay Insurance Annual Report** (Agenda no. F-7)

See Attachment F-7.

**Advisory Committee on Real Estate (ACRE) Update** (Agenda no. F-12)

Regents received an update on activities of the ACRE (Advisory Committee on Real Estate). Regent Blake said the committee has been effective in looking at a wide range of campus projects. She said the University appreciates the work of the committee members.

See Attachment F-12.

**University of Washington Investment Committee (UWINCO) Update** (Agenda no. F-13)

Regents received an update on UWINCO from Keith Ferguson regarding the rate of return expected during the next few years. Mr. Ferguson described 2010 returns as better than expected, but also noted Regents should not expect the higher-than-expected rates to continue. Instead he expects returns to be tempered over the next couple of years.

See Attachment F-13.

**Washington State Arboretum Master Plan Update** (Agenda no. F-14)

Regent Blake said the update on the arboretum master plan was a good reminder of what a tremendous asset the arboretum is to the University, especially in the areas of research and learning. At a future meeting, Regents will learn more about the impact on the arboretum, and mitigation, of the State Route 520 plan.

See Attachment F-14.

**2010 Independent Auditor's Report on the UW Financial Statements – KPMG**  
(Agenda no. F-15)

Regents met with auditors to discuss the audit, the individual units audited, and the financial statements of the University. Regent Blake reported, "All went fine for the year."

See Attachment F-15.

**REPORTS FROM EX OFFICIO REPRESENTATIVES TO THE BOARD OF REGENTS**

Regent Simon said student leaders from UW Bothell and UW Tacoma prepared updates and these are in Regents' packets.

Attachments: Updates from UW Bothell and UW Tacoma

**Faculty Senate Chair:** Professor JW Harrington

Professor Harrington said he would talk about the strategies universities are pursuing to adjust to permanent cuts in public support and/or private philanthropy, and about the effect of recent budget cuts on instruction.

He said public universities are trying the same things:

- 1) Asking what yields student success, and recognizing the importance of the core faculty and maintaining *some* new faculty hires.
- 2) Diversifying revenue;
- 3) Reducing costs by streamlining processes and terminating programs;
- 4) Attempting to maintain student access through need-based financial aid; and
- 5) Putting relatively small amounts of money in a small number of new initiatives.

Professor Harrington said the UW has sustained a lot of budget reduction so far, and he asked what the impacts have been on teaching, learning, and student outcomes. He described seven "quasi-findings" related to instruction.

- 1) For two years, the University has put temporary money into schools and colleges to retain Teaching Assistants (TAs) despite budget cuts. This supports undergraduate instruction while also allowing graduate students to work in their fields rather than borrowing more money or working off-campus. Dr. Harrington said this can't continue forever – perhaps not even next year.
- 2) The number of TAs has declined in some areas, resulting in fewer, larger sections, resulting in fewer writing and lab assignments. Separate from TA issues, at the 400-level, class sizes have often gone from 30-40 to 40-60, *also* resulting in fewer or different assignments. Dr. Harrington feels this change in graded assignments is probably the clearest threat to quality and outcomes. The UW focuses on outcomes assessment at the program or department level, with the goal that students be able to write cogently; to ferret out, assess, and synthesize information; to understand major trends in understanding – but in specific fields, using the approaches and methods appropriate to that field. So program assessment of seniors' capabilities, mandated by the University, occurs at the end of their programs. Faculty members in each

- program are watching to see whether there's been any diminution of learning outcomes.
- 3) UW is having trouble adequately staffing its writing and math/stats centers. Most of the writing and math centers remain open, but some have been shut down, and colleges and departments are having to rethink whether and how to continue in the face of another roughly 10% cut.
  - 4) Since some of Lecturers have been let go, there is less teaching power; specific classes are offered less often; and some specialized courses are not being offered. In some heavily enrolled programs, an introductory course might have been offered every quarter, or even at two different times in the same quarter – but now might be offered once a quarter, or once in two quarters out of the year. So, students have less flexibility, and it's harder to accommodate courses around work schedules, extra-curricular activities, etc. Specialized upper-division courses, not required for the major but important for students wanting to gain expertise in a particular subject, might be offered every other year – or might remain on the books, unoffered, until the department or school can hire a faculty member in that area after the retirement or departure of a given colleague. Professor Harrington said he's heard students say they're taking a given upper-division course because they need an upper-division course in their department or program, but if they had access to more of the courses on the books, they would build their program of study differently.
  - 5) Dr. Harrington cited impressive examples of how conscientiously UW faculty members have dealt with the changes. For example,
    - Scott Freeman, in Biology, has been tracking student learning in introductory Biology and has data to show that it's remained quite high despite higher class size.
    - Using more internet-assisted classes in languages.
    - Using clicker technology to keep large classes engaged.
    - Psychology labs have begun using “virtual rats” instead of live rats.
    - Changes in the approach to the foreign language requirement, to reduce the need for actual courses.
  - 6) Given the increased students and grading, some tenure-stream faculty members have less time to devote to important but less-measured parts of their instructional roles, such as taking on senior honor thesis mentoring and supervision, serving on graduate admissions committees or curricular planning committees, and writing more in depth letters of recommendation.
  - 7) Individualized instruction is very expensive and under scrutiny. But individual instruction, despite its expense, is required for mentoring advanced research.

Dr Harrington asked, “How do we proceed?”

In some situations, it will be up to each faculty member to decide to take on that student for directed reading or independent study. Or design assignments that are easier to grade, or design fewer assignments that reinforce multiple learning objectives. Schools and colleges are asking which particularly expensive programs are so unique to the region or so important to the school's reputation that they must be preserved, and what may have to go into abeyance. Dr. Harrington said he feels this is going to be tough, and the faculty leadership is trying to help by:

- providing more information and links to information;

- emphasizing college, school, and campus faculty need to be a part of these programmatic decisions; and
- ensuring that appropriate processes are used as programmatic decisions are made.

Regent Harrell asked about measuring outcomes and how the impact on quality will be judged. Dr. Harrington said there are many ways to measure outcomes, and they are imperfect, but programmatic assessment measures the capabilities of seniors. Each degree program articulates the outcomes and measures specific targets. Other outcomes are reported statutorily. If outcomes are maintained, the quality of education is maintained. Although only a small percentage of UW students continue on to graduate education, their success is an important measure of quality.

Regent Gates asked Provost Lidstrom to comment on Professor Harrington's remarks. Provost Lidstrom said she is working closely with JW on approaches, and they are "on the same page." The issue of impacts guides the Provost when she considers how the University will move forward. Regent Gates asked her to provide specific examples as decisions are made to accommodate the upcoming budget constraints.

**ASUW President:** Ms. Madeleine McKenna

Ms. McKenna reflected on the issues and challenges the University would face, from a student perspective, during the current legislative session.

She said students and University administrators have historically clashed over whether tuition flexibility is a good idea. Ms. McKenna conceded that it seems quite certain the legislature will cut funding to the University for at least the next biennium. If the University has no way to make up for the lost revenue, the only outcome will be a downward slide toward mediocrity. She has seen signs of decline in quality over the last five years – it has been harder for students to register for upper division classes and take courses outside of field of study. She has observed fewer TAs in lower division classes resulting in students writing fewer term or research papers, which can be key to providing the learning expected from a world class university.

Ms. McKenna suggests leaving the quality of the University up to the vagaries of the state's revenue situation is not a desirable course to follow. Potential savings in tuition now will result in a compromised earning power for future UW degrees.

As an economist, Ms. McKenna said while students would prefer to pay less for education, given the supply and demand for higher education in the market place, the price for UW is artificially low compared to its market value.

But, she said, there are three critical issues that need to be resolved before this conflict between students and administration is resolved.

1) If the state commitment is not to be met, and if UW is going to make up for the lost revenue, access to UW must be maintained for the most vulnerable students and those in middle income brackets. Society is increasingly stratified between those who have college degrees and those who don't and if access is not maintained, the UW will



reinforce this trend of growing income inequality rather than being the vehicle to overcome this trend.

2) If the University gains more financial autonomy now, Ms. McKenna asked, might this create a disincentive for the state to reinvest in the University once the economy recovers?

3) As UW and public universities across the country become increasingly independent from state governments, how will this change society's understanding of the University's public value? She expressed concern that UW is being swept by a wave that is redefining the value of universities in terms of return on each individual's investment rather than in terms of its worth to society and human progress.

In conclusion, Ms. McKenna said she is eager to continue conversations with President Wise, Margaret Shepherd, Randy Hodgins, and the Regents. She is looking forward to a solution that is amenable to all of the University's stakeholders.

**GPSS President:** Ms. Sarah Reyneveld

Ms Reyneveld thanked President Wise and UW Athletics for the invitation to attend the Holiday Bowl in San Diego. She said it was an "amazing experience."

At a recent GPSS meeting, Athletics staff provided students with information regarding the stadium renovation, including a justification for moving the student section. In response, graduate and professional school students voiced their concern, and requested the opportunity to discuss elements of the new student section that might enhance the student experience, an expansion of the section, and a guarantee of accessible and affordable tickets for future students. Ms. Reyneveld said a "Dawg Pack" committee has been formed and she looks forward to working on this issue with Ms. McKenna and other student leaders.

Ms. Reyneveld said access to affordable transportation is very important to graduate students. In November GPSS senate passed a resolution supporting a universal U-Pass option. GPSS has been working with University Transportation Services, the Office of Student Life, and student leaders to support the implementation of a universal U-Pass fee.

GPSS hosted a series of town hall meetings to educate students in various schools about the impact of potential budget cuts to the University and involve more schools in the upcoming higher education lobby day in Olympia. GPSS wants to "make it personal" by providing information on ways the budget cuts might specifically impact both schools and students.

GPSS is partnering with ASUW, the Graduate Student Union, and the UW Alumni Association on the Huskies on the Hill lobby day on February 11, in Olympia.

Ms. Reyneveld ended her remarks with a quote that she said is meaningful to her, "Our lives begin to end the day we become silent about things that matter," and she added "Let's not become silent about the value of education this legislative session."

**Alumni Association President:** Ms. Colleen Fukui-Sketchley

Ms. Fukui-Sketchley expressed her thanks for the invitation to attend the Holiday Bowl. She reported the UWAA hosted a successful Husky Warm-Up pre-game event in San Diego attended by 4,000 people, far exceeding expectations.

Ms. Fukui-Sketchley told the Regents the construction of the Alumni Commons on the first floor of the UW Tower is scheduled for completion in March, 2011. It is planned to be a dynamic community space for events and fundraisers.

UWImpact had a successful launch with a press conference on December 22, 2010, resulting in articles in twelve publications describing the positive impact it would have on UW and higher education. UWImpact continues to work with its political, marketing and communications advisors, and plans to start community conversations in February in eleven legislative districts. Courtney Acitelli was appointed as program director. Prior to joining UWImpact, Ms. Acitelli worked for UWAA for ten years.

#### **DATE FOR NEXT MEETING**

Regent Simon announced the next regular meeting of the Board of Regents will be held on Thursday, February 17, 2011, on campus. Regent Simon announced his intent to convene the scheduled meeting of the Board on Thursday, April 14, 2011.

#### **ADJOURNMENT**

The regular meeting was adjourned at 4:15 p.m.



---

Joan Goldblatt  
Secretary of the Board of Regents

*Approved at the meeting of the Board of Regents on February 17, 2011.*

## VII. STANDING COMMITTEES

## A. Academic and Student Affairs Committee

UW Medicine Board Reappointment

## RECOMMENDED ACTION:

It is the recommendation of the University President and the Academic and Student Affairs Committee that the Board of Regents make the following reappointment to the UW Medicine Board:

Reappointment

Gerald Grinstein      January 1, 2011–December 31, 2013

BACKGROUND

Article 1, Section 1 of the UW Medicine Board Bylaws states, “The UW Medicine Board (the “Board”) shall consist of sixteen (16) members, including the President of the University and the CEO/EVPMA/Dean, who shall serve as *ex officio* members of the Board with full voice and vote. The Board members shall be appointed by the Board of Regents. The Chair of the Board of Regents shall appoint the Chairperson of the UW Medicine Board. At least one Board member shall be a member of the Board of Regents. One Board member shall be a member of the faculty of the University nominated by the President of the University. The remaining twelve (12) Board members shall be nominated by the President of the University from among people who have broad public perspectives and do not represent any special interest group.”

Mr. Gerald Grinstein is a former president of the UW Board of Regents. He retired as non-executive chair of Agilent Technologies and currently is a principal of the Madrona Investment Group and a member of the boards of directors for several corporations including PACCAR, Inc.; Delta Air Lines; Vans, Inc., and the Pittston Company. He has served as chair and CEO of Western Airlines and Burlington Northern, and is a former partner in the firm of Preston, Thorgrimson, Ellis & Holman. He was also chief counsel for the U.S. Senate Committee on Interstate and Foreign Commerce and administrative aide to the late U.S. Senator Warren G. Magnuson. Mr. Grinstein is co-chair of the UW Campaign for Washington and active in community organizations, serving on the boards of the Seattle Symphony, Seattle Foundation and Long Live the Kings. It is recommended that Mr. Grinstein be appointed for a three year term ending December 31, 2013.

Under the Bylaws of the UW Medicine Board it states that “the term of office of each appointed Board member shall be three years. No appointed Board member may serve more than three successive three-year terms....”

VII. STANDING COMMITTEES

A. Academic and Student Affairs Committee

UW Medicine Board Reappointment (continued p. 2)

**UW MEDICINE BOARD APPOINTMENT DATES**

	<u>Term of Recommended Appointment</u>	<u>Changes</u>
James Anderson	1/1/10 to 12/31/12	
Alan Frazier	7/1/09 to 6/30/12	
Michael D. Garvey	2/1/09 to 1/31/12	
Allan C. Golston	11/1/08 to 10/31/11	
Gerald Grinstein	1/1/10 to 12/31/13 <i>Reappointment</i>	
Sally Jewell	10/1/10 to 9/30/13	
Shan Mullin	9/1/10 to 8/31/13	
Julie Nordstrom	11/1/08 to 10/31/11	
Dennis Okamoto	10/1/09 to 9/30/12	
William Rex	1/1/10 to 12/31/12	
Herman Sarkowsky	10/1/10 to 9/30/13	
Paul G. Ramsey, M.D. CEO UW Medicine Executive Vice President for Medical Affairs and Dean of the School of Medicine, University of Washington	Ex-Officio	
JoAnn Taricani	7/1/08 to 6/30/11	
Phyllis Wise Interim President University of Washington	Ex-Officio	

VII. STANDING COMMITTEES

A. Academic and Student Affairs Committee

Academic and Administrative Appointments

RECOMMENDED ACTION:

It is the recommendation of the administration and the Academic and Student Affairs Committee the Board of Regents approve the appointments to the University faculty and administration as presented on the attached list.

*Attachment*

Personnel Recommendations

# ADMINISTRATIVE APPOINTMENTS

---

## **School of Medicine**

### **Department of Family Medicine**

**Norris, Thomas Elmore**

**Acting Chair, Family Medicine, effective 12/1/2010**

Continuing Appointments:

- Professor without Tenure, Family Medicine
- Adjunct Professor, Global Health
- Adjunct Professor, Health Services
- Adjunct Professor, Medical Education and Biomedical Informatics
- Adjunct Professor, Medicine
- Associate Dean, School of Medicine

Degrees:

- MD, 1973, University of Texas (Galveston)
- BS, 1970, Southwest Texas State University

### **Department of Pathology**

**Montine, Thomas Jude**

**Acting Chair, Pathology, effective 12/1/2010**

Continuing Appointments:

- Professor, Pathology
- Adjunct Professor, Neurological Surgery

Degrees:

- MD, 1991, McGill University (Canada)
- PhD, 1988, University of Rochester
- BA, 1983, Columbia University

## **School of Medicine**

**Ryan, Michael Joseph**

**Associate Dean, School of Medicine, effective 12/1/2010**

Continuing Appointment:

- Associate Professor without Tenure, Medicine

Degrees:

- MD, 1986, University of Michigan
- BA, 1982, Oberlin College

---

## ENDOWED APPOINTMENTS

---

### College of Arts and Sciences

#### School of Music

**Karpen, Richard Scott**

**Aura Bonell Morrison Endowed Professorship In Music,  
effective 7/1/2010**

Continuing Appointments:

- Professor, Music
- Director, DXARTS
- Director/Chair, Music

Degrees:

- DMA, 1989, Stanford University
- MA, 1986, Stanford University
- BA, 1983, City University of New York

### School of Social Work

#### School of Social Work

**Uehara, Edwina S.**

**Ballmer Endowed Deanship for the University of Washington  
School of Social Work, effective 1/1/2011**

Continuing Appointments:

- Professor, Social Work
- Dean, Social Work

Degrees:

- PhD, 1987, University of Chicago
- Master Of Social Work, 1977, University of Michigan
- BA, 1973, Eastern Washington University

---

## NEW APPOINTMENTS

---

### College of Built Environments

#### Department of Construction Management

**Holm, Arnold Leonard**

**Lecturer, Full-time, Construction Management, effective  
12/16/2010**

Prior UW Appointment:

Lecturer Part-Time, Construction Management

Degrees:

- BA, 1984, University of Washington
- BS, 1980, University of Washington

**College of Arts and Sciences**

**Department of Physics**

**Choi, Moo Young**

**Visiting Professor, Physics, effective 12/21/2010**

Prior Non-UW Appointment:

Professor of Physics, Seoul National University

Degrees:

- PhD, 1985, Stanford University
- MS, 1981, Seoul National University (Korea)
- BS, 1979, Seoul National University (Korea)

**Malaney, Robert**

**Visiting Professor, Physics, effective 12/1/2010**

Prior Non-UW Appointment:

Associate Professor of Electrical Engineering &  
Telecommunications, University of New South Wales,  
Australia

Degrees:

- PhD, 1986, University of St. Andrews (UK)
- BSC, 1982, University of Glasgow (UK)

**College of Education**

**College of Education**

**Hebard, Heather T.**

**Assistant Professor, Education, effective 9/23/2010**

Notes:

PhD awarded September 2010 from Stanford University

Prior UW Appointment:

Acting Assistant Professor, pending Ph.D., Education

Degrees:

- PhD, 2010, Stanford University
- MA, 1999, Santa Clara University
- BA, 1995, University of California (Santa Cruz)

**College of the Environment**

**School of Marine Affairs**

**Jenkins, Lekelia D.**

**Assistant Professor, Marine Affairs, effective 9/16/2011**

Prior UW Appointment:

Research Associate, Marine Affairs

Degrees:

- PhD, 2006, Duke University
- BS, 1997, University of Maryland (Baltimore)



**School of Medicine**

**Department of Global Health**

**Wang, Haidong**

**Assistant Professor without Tenure, Global Health, effective 1/16/2011**

Prior UW Appointment:

Lecturer Full-Time, Global Health

Degrees:

- PhD, 2008, University of Pennsylvania
- MA, 2004, University of Pennsylvania
- MA, 2003, Peking University (China)
- BA, 2000, Peking University (China)

**Department of Immunology**

**Loo, Yueh-Ming**

**Research Assistant Professor, Immunology, effective 12/1/2010**

Degrees:

- PhD, 2003, State University of New York (Buffalo)
- BS, 1997, Rensselaer Polytechnic Institute

**Department of Laboratory Medicine**

**Butler-Wu, Susan**

**Assistant Professor without Tenure, Laboratory Medicine, effective 1/2/2011**

Prior UW Appointment:

Senior Fellow, Laboratory Medicine

Degrees:

- PhD, 2005, Tufts University
- BA, 1999, Trinity College (Ireland)

**Daniel-Johnson, Jennifer A.**

**Assistant Professor without Tenure, Laboratory Medicine, effective 12/1/2010**

Prior Non-UW Appointment:

Assistant Professor, Pathology, Columbia University Medical Center

Degree:

- Bachelor of Medicine, Bachelor of Surgery (MB BS), 1995, University of Melbourne (Australia)

## Department of Medicine

### **Dohi, Kenji**

**Visiting Associate Professor, Medicine, effective 11/1/2010**

Prior Non-UW Appointment:

Associate Professor, Emergency and Critical Care  
Medicine, Showa University

Degrees:

- PhD, 1998, Showa University (Japan)
- MS, 1996, Showa University (Japan)
- BM, 1992, Showa University (Japan)

### **Kimmel, Ryan James**

**Assistant Professor without Tenure, Medicine, effective 11/1/2010**

Prior UW Appointment:

Acting Assistant Professor, temporary, Psychiatry and  
Behavioral Sciences

Degrees:

- MD, 2001, University of Washington
- BA, 1997, University of Washington
- BS, 1997, University of Washington

## Department of Pediatrics

### **Ringold, Sarah**

**Assistant Professor without Tenure, Pediatrics, effective 1/2/2011**

Prior UW Appointment:

Acting Assistant Professor, temporary, Pediatrics

Degrees:

- MS, 2008, University of Washington
- MD, 2001, Harvard University
- AB, 1995, Princeton University

## Department of Physiology and Biophysics

### **Liu, Qinghang**

**Assistant Professor, Physiology and Biophysics, effective 1/2/2011**

Prior Non-UW Appointment:

Research Instructor, Molecular Cardiovascular Biology,  
Cincinnati Children's Hospital Medical Center

Degrees:

- PhD, 2004, University of Tennessee
- MS, 1997, Shanghai Medical University (China)
- MD, 1994, Taishan Medical University (China)

## **Department of Rehabilitation Medicine**

### **Molton, Ivan R.**

**Assistant Professor without Tenure, Rehabilitation Medicine, effective 12/1/2010**

Prior UW Appointment:

Acting Assistant Professor, temporary, Rehabilitation Medicine

Degrees:

- PhD, 2006, University of Miami (Florida)
- MA, 2001, University of Colorado (campus unspecified)
- BA, 1998, Western Washington University

## **School of Pharmacy**

### **Department of Pharmacy**

#### **Regier, Dean Andrew**

**Research Assistant Professor, Pharmacy, effective 11/1/2010**

Prior Non-UW Appointment:

Research Associate, University of Toronto, Canada

Degrees:

- PhD, 2008, University of Aberdeen (UK)
- MA, 2004, Carleton University (Canada)
- BA, 2002, University of Saskatchewan (Canada)

## **School of Public Health**

### **Department of Global Health**

#### **Wang, Haidong**

**Assistant Professor without Tenure, Global Health, effective 1/16/2011**

Prior UW Appointment:

Lecturer Full-Time, Global Health

Degrees:

- PhD, 2008, University of Pennsylvania
- MA, 2004, University of Pennsylvania
- MA, 2003, Peking University (China)
- BA, 2000, Peking University (China)

## **Department of Health Services**

#### **Basu, Anirban**

**Associate Professor, Health Services, effective 1/1/2011**

Prior Non-UW Appointment:

Assistant Professor, University of Chicago, Illinois

Degrees:

- PhD, 2004, University of Chicago
- MS, 1999, University of North Carolina
- MS, 1997, University of Toledo
- BS, 1995, Jadavpur University (India)

**University of Washington, Bothell**

**Interdisciplinary Arts and Sciences Program, Bothell**

**Charusheela, S.**

**Associate Professor, Interdisciplinary Arts and Sciences,  
Bothell, effective 1/1/2011**

Prior Non-UW Appointment:

Associate Professor, Women's Studies, University of  
Nevada, Las Vegas

Degrees:

- PhD, 1997, University of Massachusetts
- MA, 1992, University of Massachusetts
- BA, 1985, University of Delhi (India)

## VII. STANDING COMMITTEES

## A. Academic and Student Affairs Committee

Faculty Presentation: Fetal Alcohol Spectrum Disorders (FASD) – From Discovery to Prevention at the University of Washington

## INFORMATION ONLY

Susan J. Astley, Ph.D.  
 Professor of Epidemiology, School of Public Health  
 Professor of Pediatrics, School of Medicine  
 Director, WA State Fetal Alcohol Syndrome Diagnostic  
 & Prevention Network (FAS DPN)  
 Vice Chair Faculty Senate  
 University of Washington  
 Seattle WA



Dr. Astley received her B.S. in Biology, her M.S. in Radiology and Physiology, and her Ph.D. in Epidemiology. She is a member of the American Association of Public Health and the Research Society on Alcoholism and is a Research Affiliate at the Center on Human Development and Disability at the University of Washington.

Dr. Astley has conducted laboratory, clinical, and public health research in the field of FASD since 1981. Fetal Alcohol Syndrome (FAS) is a permanent birth defect syndrome caused by maternal alcohol consumption during pregnancy. Current work has been in the development and implementation of diagnostic, screening, surveillance, and prevention tools and programs in FASD, which is FAS-caused brain damage without the physical features. This work includes the development of the FASD 4-Digit Diagnostic Code and FAS Facial Photographic Analysis Software; establishment of the WA State FAS Diagnostic and Prevention Network of clinics and Foster Care FAS Screening Program; and establishment of the FASD diagnostic training program and Online Course. She and her colleagues have recently published a comprehensive study of the diagnostic utility of MRI, MR-spectroscopy and functional MRI for FASD. Two additional focal publications include: 1) Washington State's success in preventing FAS through reduction of maternal alcohol use during pregnancy, and 2) Clinical profiles of 1,400 patients with prenatal alcohol exposure.

She has received funding from NIAAA, CDC, SAMHSA, the National March of Dimes, the Alcohol and Drug Abuse Institute, the Royalty Research Foundation, Chavez Memorial Fund, and the WA State Legislature.

## VII. STANDING COMMITTEES

### A. Academic and Student Affairs Committee

Faculty Presentation: Fetal Alcohol Spectrum Disorders (FASD) – From Discovery to Prevention at the University of Washington (continued p. 2)

John C. Thorne, Ph.D.,  
Instructor and Clinical Supervisor  
Clinical Training Unit, Center on Human Development and  
Disability  
Department of Speech and Hearing Sciences  
University of Washington  
Seattle, WA



Dr. Thorne received his B.A. in English, his M.A. in Curriculum & Instruction, his M.S. in Communication Disorders, and his Ph.D. in Speech and Hearing Sciences. He is a member of the American Speech-Language Hearing Association and is a clinical supervisor at the Center on Human Development and Disability at the University of Washington and Instructor in the University of Washington Department of Speech and Hearing Sciences. Dr. Thorne completed his Ph.D. at the University of Washington in 2010 with original research on the integrative language abilities of children with Fetal Alcohol Spectrum Disorders (FASD). He is the author or co-author on several book chapters on the subject. His current research involves the development and validation of clinical tools for measuring integrative language abilities that will support clinical decision making and intervention planning for school-aged children with developmental disabilities, including those with FASD. This includes the development of two language sampling and analysis systems, *Tallying Reference Errors in Narratives*, and the *Semantic Elaboration Coding System* (more information including links to recent peer-reviewed research articles on these systems is available at <http://johncthorne.wordpress.com/>).

Dr. Thorne has received funding from through the University of Washington *Leadership Education in Neurodevelopmental and Related Disabilities* (LEND; supported by the Maternal and Child Health Bureau of the Health Resources and Services Administration, U.S. Department of Health and Human Services), as well as the University of Washington *Research Training in Speech and Hearing Sciences* (an interdisciplinary training grant supported by the National Institutes of Health).

## VII. STANDING COMMITTEES

### A. Academic and Student Affairs Committee

Faculty Presentation: Fetal Alcohol Spectrum Disorders (FASD) – From Discovery to Prevention at the University of Washington (continued p. 3)



Susan Astley and John Thorne will speak about work at the University of Washington on Fetal Alcohol Syndrome. FAS is characterized by growth deficiency, a unique cluster of minor facial anomalies, and brain damage/dysfunction. The prevalence of FAS in the general population is 1 to 3 per 1,000 live births. This is roughly equivalent to the prevalence of Down Syndrome. The prevalence of FAS in King County foster care is ten-fold greater (1/100). FAS is only the tip of the iceberg. For every child with FAS, there are 5-10 children with FASD (brain damage without the physical features). FASD is the leading known cause of developmental disability and is entirely preventable.

The University of Washington is the world leader in the field of FASD. FASD was first discovered at the UW in 1968. Programs and policies established through the seamless collaboration between the University, the State legislature, and State agencies have led to the successful prevention of FASD. It is rare to witness a medical condition advance from discovery to prevention in one's lifetime. This rare public health success story is a beautiful illustration of the unlimited potential and contribution of a first-class academic/research/medical institution.

This story is best told through the accomplishments of three UW students. In 1968, a student of medicine (Christy Ulleland, MD) discovered FASD. In 1995, a student of law (Andrea McNamara, JD) wrote Senate Bill 5688 to establish the first ever statewide network of diagnostic clinics (the WA State FAS Diagnostic & Prevention Network). This, in turn, would pave the way for a student of public health (Susan Astley, PhD) to develop diagnostic, screening, and surveillance tools that would lead to the successful prevention of FASD. The UW FAS DPN program has trained thousands of clinicians worldwide through web-based dissemination of its diagnostic tools, facial recognition software, and Online training course. The future of the FAS DPN lies in the hands of the next generation of UW students who are now joining the faculty.

*Attachment: FAS Diagnostic & Prevention Network*



## FAS Diagnostic & Prevention Network

### FAS DPN

Center on Human Development & Disability  
University of Washington, Seattle  
WA

[Table of Contents](#)

[What is the FAS DPN ?](#)

[Screening](#)

[Diagnosis & Tools](#)

[Surveillance](#)

[Intervention](#)

[Prevention](#)

[Training](#)

[Research](#)

[Literature](#)

[Links](#)

[Order Form](#)

[Russia](#)

[Search](#)

[Contact Us](#)

[Directions](#)

### NEW

- (2004) 4-Digit Diagnostic Code
- (2006) 4-Digit Code vs Revised IOM
- FAS Prevention: Evidence of Success
- FASD Diagnostic Outcomes by Region
- 4-Digit Code Online Course
- Growth Charts
- Palpebral fissure length measurement accuracy.
- Template for FASD Medical Summary Note
- Animated Facial Photography and Measurement Instruction
- FASD-4-Digit Short Form (1-page fillable form)
- (2009) FASD MRI-MRS-fMRI-Psychological Study Outcome
- (2009) Graphic Profile of WA FAS DPN Patients with FASD
- (2010) Profile of 1,400 WA FAS DPN Patients with FASD
- Video introduction to FAS Facial Photo Analysis Software





## What is the FAS DPN?

---

The Washington State Fetal Alcohol Syndrome Diagnostic & Prevention Network (FAS DPN) is a network of four WA State community-based interdisciplinary FASD diagnostic clinics linked by the core clinical/research/training clinic at the Center on Human Development and Disability at the University of Washington in Seattle, WA. Susan J. Astley, Ph.D., Professor of Epidemiology/Pediatrics, is the Director of the FAS DPN. The network was established in 1993 through Washington State [Senate Bill 5688](#) and support from the CDC, March of Dimes, Chavez Memorial Fund, and WA State Department of Social and Health Services.

Each clinic in the network uses the same interdisciplinary approach to diagnosis and the same systematic diagnostic method-the 4-Digit Diagnostic Code. The mission of the FAS DPN is primary and secondary prevention of FAS through screening, diagnosis, intervention, training, education, and research. The WA State FAS DPN began diagnosing patients in 1993 and has diagnosed over 2,000 patients to date.

The mission of the FAS DPN is FASD prevention through FASD screening, diagnosis, intervention, research, and training.

The WA State FAS DPN has expanded both nationally and internationally through the training of interdisciplinary teams. Several hundred interdisciplinary teams have been trained around the world. Major accomplishments of the FAS DPN include:

### Screening

- Creation of a computerized FAS Facial Photographic Screening Tool.
- Ten-year, population-based FAS screening in foster care confirming, 1 out of every 100 children in WA foster care has FAS.
- Juvenile Justice FASD Screening/Diagnostic Initiative.

### Diagnosis

- Creation of the FASD 4-Digit Diagnostic Code.
- Creation of the FAS Facial Photographic Analysis software.
- Creation of the interdisciplinary model for FASD diagnosis.
- Establishment of the WA State FAS Diagnostic & Prevention Network.
- Diagnosis of over 2,000 patients to date.

### Prevention

- Publication of a lifetime profile of birth mothers of children with FAS and factors that enhanced and hindered their ability to achieve sobriety and practice effective family planning.

### Surveillance

- Discovery that the prevalence of FAS among children in foster care born between 1993 and 1998 has significantly declined in King County. This is correlated with a significant decline in maternal drinking during pregnancy in the same years.

### Intervention

- CDC-sponsored randomized control trial to assess an individualized, supportive, behavioral consultation intervention for parents and school staff of children with FASD.
- CDC-sponsored observational study of school-based social communication deficits among children with FASD.
- NIAAA-sponsored motor-sensory intervention research for children with FASD.
- Affiliation with NOFAS Washington State providing family support to children/adolescents with FASD.

### Training

- FASD training of community professionals from WA State (1,000s trained).
- FASD training program to establish interdisciplinary FASD diagnostic teams

[Home](#)
[FAS DPN](#)
[Screening](#)
[Diagnosis](#)
[Surveillance](#)
[Intervention](#)
[Prevention](#)
[Training](#)
[Research](#)
[Literature](#)
[Links](#)
[Order Forms](#)
[Russia](#)
[Search](#)

- worldwide (>100 teams trained).
- Worldwide distribution of FASD diagnostic tools and software.
- Online training course for use of the FASD 4-Digit Diagnostic Code.

#### Research

- NIAAA: Alcohol teratogenicity studies, 1984-92.
- GE: FAS MRS study, 1991-92.
- Establishment of the FAS DPN database on over 7,000 patients, 1992 to present.
- Establishment of the FAS DPN Photographic Image Analysis Laboratory for clinical and research analysis of facial photographs, 1992 to present.
- Establishment of a FAS DPN Patient Registry as a resource for invitation of patients into FASD research studies, 1992 to present.
- CDC: FAS Primary Prevention study, 1992-97.
- CDC: FASD Behavior & Social Communication Intervention studies, 2001-10.
- NIAAA: FASD MRI/MRS/fMRI study, 2002-07.
- NIAAA: FASD Motor-sensory Intervention study 2009-14.
- NIH: National Children's Study Dysmorphology Assessment Instrument, 2010.

#### Literature

- Publication of over 150 research articles by the FAS DPN clinical/research team.

VII. STANDING COMMITTEES

B. Finance, Audit and Facilities Committee

Grant and Contract Awards Summary – October and November, 2010

RECOMMENDED ACTION:

It is the recommendation of the administration and the Finance, Audit and Facilities Committee that the Board of Regents accept the Grant and Contract Awards as presented in the attached reports.

*Attachments*

1. Grant and Contract Awards Summary for October, 2010
2. Grant and Contract Awards Summary for November, 2010

---

---

# **Grant and Contract Awards Summary**

**to**

**The Board of Regents**

**of the**

**University of Washington**

**for**

**October 2010**

**Office of Research**

**Office of Sponsored Programs**

---

---

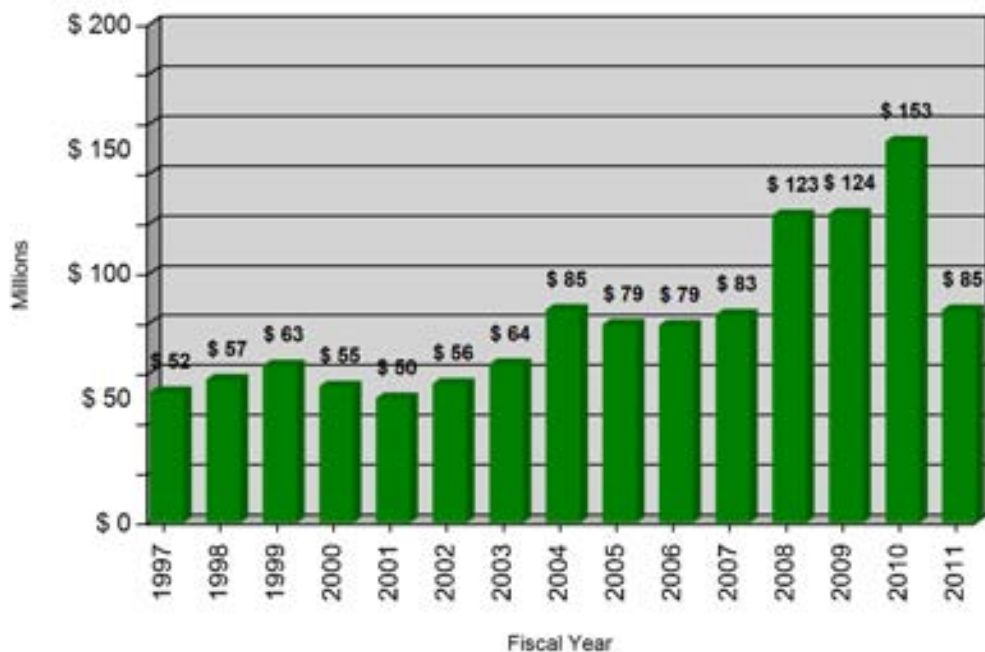
---

## Table of Contents

Graphical Summary of Award Activity	3
Summary of Grant and Contract Awards	4
Comparison of Grants and Contract Awards by Agency	5
Comparison of Grants and Contract Awards by School/College	6
Summary of Grant Awards – Excluding Private Awards	8
Summary of Grant Awards - Private Awards	9
Summary of Contract Awards	10
Report of Grant & Contract Awards over \$1,000,000	11

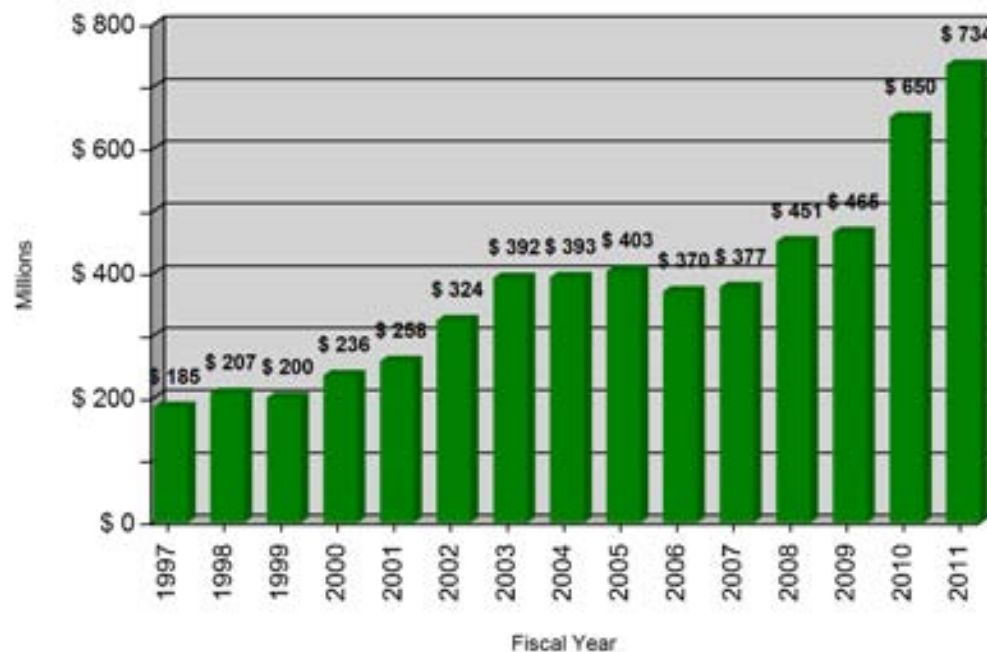
### October Only

#### Comparison of Grant & Contract Awards



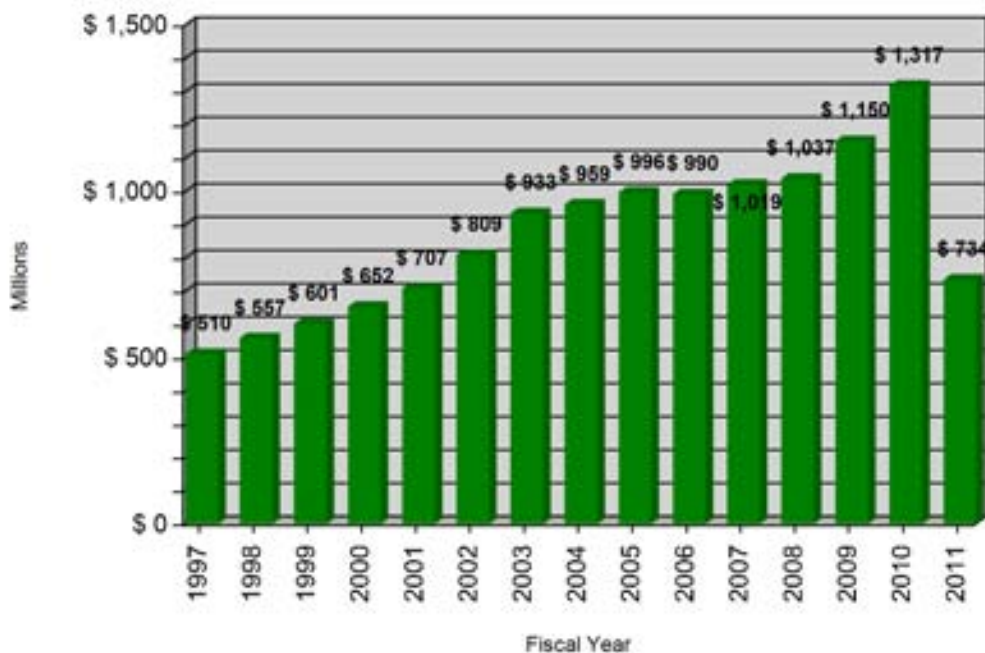
### Fiscal Year to Date

#### Comparison of Grant & Contract Awards



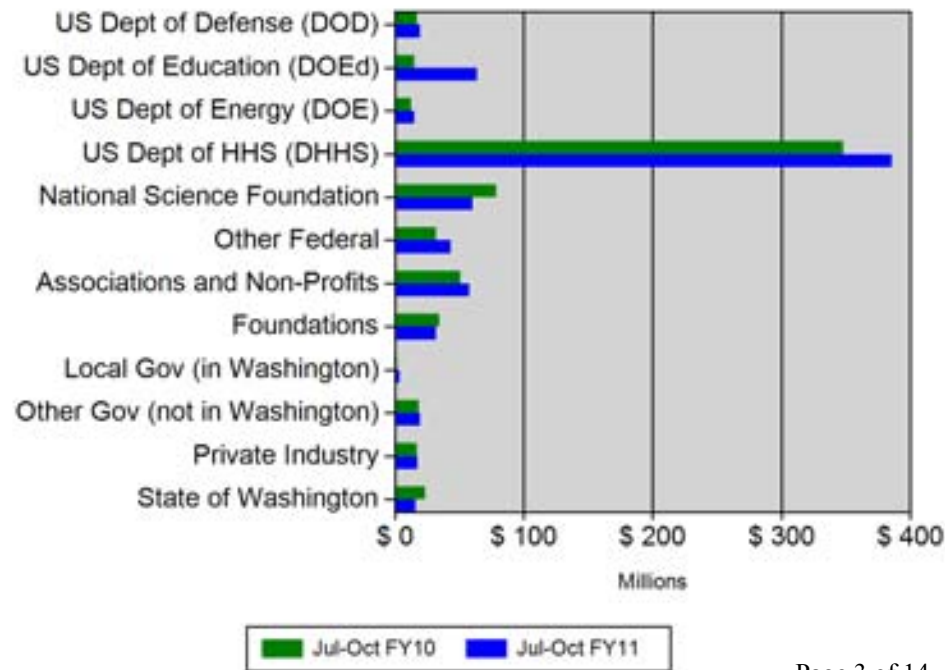
### Complete Fiscal Year

#### Comparison of Grant & Contract Awards



### Fiscal Year to Date

#### Two-Year Comparison of Grant and Contract Awards



---

---

**Summary of Grant and Contract Awards**Fiscal Year 2010-2011

---

Month	RESEARCH AND OTHER		TRAINING		Total Grants and Contracts
	Federal	Non-Federal	Federal	Non-Federal	
July	\$ 116,733,700	\$ 35,331,350	\$ 15,457,740	\$ 2,100,929	\$ 169,623,700
August	\$ 177,960,700	\$ 29,958,070	\$ 11,027,470	\$ 547,136	\$ 219,493,300
September	\$ 163,780,900	\$ 43,734,420	\$ 46,816,820	\$ 5,296,927	\$ 259,629,000
October	\$ 51,769,180	\$ 29,153,070	\$ 4,078,383	\$ 248,448	\$ 85,249,080
<b>FY11 to Date</b>	<b>\$510,244,367</b>	<b>\$138,176,911</b>	<b>\$77,380,414</b>	<b>\$8,193,439</b>	<b>\$733,995,131</b>
<b>FY10 to Date</b>	<b>\$421,777,931</b>	<b>\$141,103,815</b>	<b>\$81,684,165</b>	<b>\$5,194,639</b>	<b>\$649,760,550</b>
<b>Over (Under) Previous Year</b>	<b>\$88,466,436</b>	<b>(\$2,926,903)</b>	<b>(\$4,303,751)</b>	<b>\$2,998,800</b>	<b>\$84,234,582</b>

*Assuming acceptance of all awards by the Board of Regents*

**Comparison of Grant and Contract Awards by Agency**

**Fiscal Years 2009-2010 and 2010-2011**

<b>Agency</b>	<b>Jul-Oct FY10</b>	<b>Jul-Oct FY11</b>
US Department of Defense (DOD)	\$ 17,038,306	\$ 19,452,327
US Department of Education (DOEd)	\$ 15,216,395	\$ 63,733,073
US Department of Energy (DOE)	\$ 12,812,178	\$ 15,144,826
US Department of Health and Human Services (DHHS)	\$ 347,643,530	\$ 385,610,557
National Science Foundation (NSF)	\$ 78,838,921	\$ 60,076,873
Other Federal	\$ 31,912,766	\$ 43,607,125
<b>Subtotal for Federal :</b>	<b>\$ 503,462,096</b>	<b>\$ 587,624,781</b>
Associations and Non-Profits	\$ 51,060,062	\$ 57,734,142
Foundations	\$ 34,362,179	\$ 32,029,624
Local Government (in Washington)	\$ 1,493,148	\$ 3,897,832
Other Government (not in Washington)	\$ 18,815,721	\$ 19,333,393
Private Industry	\$ 17,165,112	\$ 17,383,884
State of Washington	\$ 23,402,232	\$ 15,991,476
<b>Subtotal for Non-Federal :</b>	<b>\$ 146,298,454</b>	<b>\$ 146,370,351</b>
<b>Grand Total :</b>	<b>\$ 649,760,550</b>	<b>\$ 733,995,131</b>
<b>Amount of Increase (Decrease) :</b>		<b>\$ 84,234,582</b>
<b>Percent of Increase (Decrease) :</b>		<b>13.0 %</b>

*Assuming acceptance of all awards by the Board of Regents*



**Comparison of Grant and Contract Awards by School/College**

Fiscal Years 2009-2010 and 2010-2011

School/College	Jul-Oct FY10	Jul-Oct FY11
<b>Upper Campus</b>		
Architecture and Urban Planning	\$ 345,958	\$ 1,595,904
Arts and Sciences	\$ 55,921,197	\$ 42,525,322
College of the Environment	\$ 21,869,077	\$ 35,077,471
Director of Libraries	\$ 132,000	\$ 282,381
Education	\$ 2,457,832	\$ 14,884,009
Educational Outreach		\$ 175,000
Engineering	\$ 45,962,182	\$ 53,032,521
Evans School of Public Affairs	\$ 674,805	\$ 1,470,069
Forest Resources	\$ 1,260,792	\$ 323,369
Foster School of Business	\$ 671,487	\$ 894,700
Graduate School	\$ 3,799,291	\$ 682,473
Information School	\$ 1,922,548	\$ 1,205,204
Law	\$ 411,995	\$ 1,380,616
Ocean and Fishery Sciences	\$ 27,027,927	\$ 13,652,720
Office of Research	\$ 16,516,528	\$ 32,447,495
Social Work	\$ 10,705,021	\$ 13,096,091
Undergraduate Education		\$ 341,438
VP Minority Affairs	\$ 4,802,313	\$ 6,597,431
VP Student Affairs	\$ 280,137	
VP Student Life	\$ 20,715	\$ 43,629,081
<b>Subtotal :</b>	\$ 194,781,805	\$ 263,293,295
<b>Health Sciences</b>		
Dentistry	\$ 4,112,278	\$ 1,793,334
Medicine	\$ 371,329,624	\$ 374,825,310
Nursing	\$ 10,746,386	\$ 11,073,879
Pharmacy	\$ 7,313,510	\$ 6,848,438
Public Health	\$ 47,549,333	\$ 59,857,949
<b>Subtotal :</b>	\$ 441,051,131	\$ 454,398,910
<b>Special Programs</b>		
Alcohol and Drug Abuse Institute	\$ 2,660,034	\$ 2,762,618
CHDD Administration	\$ 5,450,501	\$ 4,260,645
Hall Health Primary Care Center		\$ 283,155
Regional Primate Center	\$ 4,055,193	\$ 6,553,080
<b>Subtotal :</b>	\$ 12,165,728	\$ 13,859,498
<b>Other UW Campuses</b>		
Bothell	\$ 1,673,921	\$ 1,206,891
Tacoma	\$ 87,964	\$ 1,236,538
<b>Subtotal :</b>	\$ 1,761,885	\$ 2,443,429

School/College	Jul-Oct FY10	Jul-Oct FY11
<b>Grand Total :</b>	\$ 649,760,550	\$ 733,995,131

*Assuming acceptance of all awards by the Board of Regents*

---

---

**Summary of Grant Awards****Fiscal Year 2010-2011***Excluding private awards from Foundations, Industry, Associations and Others*

---

<b>Month</b>	<b>RESEARCH AND OTHER</b>		<b>TRAINING</b>		<b>Total Grants</b>
	<b>Federal</b>	<b>Non-Federal</b>	<b>Federal</b>	<b>Non-Federal</b>	
July	\$ 110,707,300	\$ 3,759,472	\$ 15,393,240	\$ 1,192,557	\$ 131,052,500
August	\$ 173,709,400	\$ 3,816,791	\$ 11,027,470	\$ 202,523	\$ 188,756,200
September	\$ 160,858,900	\$ 11,810,130	\$ 46,627,480	\$ 4,129,317	\$ 223,425,800
October	\$ 39,992,300	\$ 6,375,096	\$ 4,078,383	\$ 0	\$ 50,445,780
<b>Year to Date</b>	<b>\$ 485,267,900</b>	<b>\$ 25,761,480</b>	<b>\$ 77,126,570</b>	<b>\$ 5,524,397</b>	<b>\$ 593,680,300</b>

---

*Assuming acceptance of all awards by the Board of Regents*

---

---

**Summary of Grant Awards**

**Fiscal Year 2010-2011**

*Private awards from Foundations, Industry, Associations and Others*

---

<b>Month</b>	<b>RESEARCH AND OTHER</b>	<b>TRAINING</b>	<b>Total Grants</b>
July	\$ 24,992,810	\$ 369,153	\$ 25,361,960
August	\$ 22,428,710	\$ 121,830	\$ 22,550,540
September	\$ 27,560,060	\$ 573,762	\$ 28,133,820
October	\$ 15,117,400	\$ 237,448	\$ 15,354,840
<b>Year to Date</b>	<b>\$ 90,098,970</b>	<b>\$ 1,302,193</b>	<b>\$ 91,401,170</b>

---

*Assuming acceptance of all awards by the Board of Regents*

---

---

**Summary of Contract Awards****Fiscal Year 2010-2011**

---

<b>Month</b>	<b>RESEARCH AND OTHER</b>		<b>TRAINING</b>		<b>Total Contracts</b>
	<b>Federal</b>	<b>Non-Federal</b>	<b>Federal</b>	<b>Non-Federal</b>	
July	\$ 6,026,372	\$ 6,579,072	\$ 64,500	\$ 539,219	\$ 13,209,160
August	\$ 4,251,216	\$ 3,712,571	\$ 0	\$ 222,783	\$ 8,186,570
September	\$ 2,921,990	\$ 4,364,239	\$ 189,348	\$ 593,848	\$ 8,069,425
October	\$ 11,776,890	\$ 7,660,575	\$ 0	\$ 11,000	\$ 19,448,470
<b>Year to Date</b>	<b>\$ 24,976,470</b>	<b>\$ 22,316,460</b>	<b>\$ 253,848</b>	<b>\$ 1,366,850</b>	<b>\$ 48,913,620</b>

---

*Assuming acceptance of all awards by the Board of Regents*

---

**Report of Grant and Contract Awards  
of \$1,000,000 or More**

**October 2010**

**Requiring action of  
The Board of Regents  
of the  
University of Washington**

**Office of Research  
Office of Sponsored Programs**

---

**Detail of Public Grant Awards**

**Federal**

**US Department of Health and Human Services (DHHS)**

**Health Resources and Services Administration (HRSA)**

To: King Holmes, Professor \$ 17,472,881  
 Global Health  
 For: International AIDS Education and Training Center  
 Eff: 4/1/2010 Classified: No

**Total for Health Resources and Services Administration (HRSA): \$ 17,472,881**

**National Institutes of Health (NIH)**

To: Peter M Milgrom, Professor \$ 1,135,896  
 Dental Pub Health Scis  
 For: Northwest/Alaska/Hawaii Center to Reduce Oral Health Disparities  
 Eff: 6/1/2010 Classified: No

To: Michael Gale, Associate Professor \$ 2,110,046  
 Immunology  
 For: Immune Control of Flavivirus Infection  
 Eff: 5/1/2010 Classified: No

To: Bruce M. Psaty, Professor \$ 1,247,777  
 Department Of Medicine  
 For: CHS Events Follow-Up Study  
 Eff: 6/1/2010 Classified: No

To: Robb Glenny, Professor \$ 1,045,774  
 Department Of Medicine  
 For: Longitudinal Studies of HIV Associated Lung Infections and  
 Complications  
 Eff: 9/1/2009 Classified: No

To: Charles E. Murry, Professor \$ 2,539,392  
 Pathology  
 For: STEM CELLS AND CARDIOVASCULAR REPAIR  
 Eff: 6/1/2010 Classified: No

To: Gerald Van Belle, Professor Emeritus \$ 4,922,319  
 Biostatistics  
 For: Resuscitation Outcomes Consortium (ROC) Data Coordinating  
 Center  
 Eff: 3/1/2010 Classified: No

To: Gerald Van Belle, Professor Emeritus \$ 1,450,000  
 Biostatistics  
 For: Resuscitation Outcomes Consortium (ROC) Data Coordinating  
 Center  
 Eff: 5/17/2010 Classified: No

To: G Stamatoyannopoulos, Professor \$ 2,432,540  
 Department Of Medicine  
 For: Stem Cell Gene Therapy for Hemoglobinopathies  
 Eff: 3/1/2010 Classified: No

**Detail of Public Grant Awards**

**Federal**

**US Department of Health and Human Services (DHHS)**

**National Institutes of Health (NIH)**

*National Center for Research Resources (NCRR)*

To: Gary Drobny, Professor \$ 2,660,500  
 Chemistry  
 For: Acquisition of a 800 MHz NMR Spectrometer  
 Eff: 5/13/2010 Classified: No  
*Total for National Center for Research Resources (NCRR):* \$ 2,660,500

*National Human Genome Research Institute (NHGRI)*

To: Robert H Waterston, Professor \$ 1,497,093  
 Genome Sciences  
 For: Global Identification of transcribed elements in the C. elegans  
 Eff: 4/1/2010 Classified: No  
*Total for National Human Genome Research Institute (NHGRI):* \$ 1,497,093

*National Institute of Child Health and Human Development (NICHD)*

To: G Stanley Mc Knight, Professor \$ 1,890,151  
 Pharmacology  
 For: U54 Clinical and Basic Studies in Male Reproduction  
 Eff: 4/1/2010 Classified: No  
 To: William J Bremner, Professor \$ 1,846,715  
 Department Of Medicine  
 For: Male Contraception Research Center Grant  
 Eff: 3/1/2010 Classified: No  
*Total for National Institute of Child Health and Human Development (NICHD):* \$ 3,736,866

*National Institute of Dental and Craniofacial Research (NIDCR)*

To: Timothy De Rouen, Professor \$ 1,018,471  
 Dental Pub Health Scis  
 For: Comprehensive Training in Oral Health Research  
 Eff: 7/1/2010 Classified: No  
*Total for National Institute of Dental and Craniofacial Research (NIDCR):* \$ 1,018,471

**Total for National Institutes of Health (NIH):** \$ 25,796,674

**Total for US Department of Health and Human Services (DHHS):** \$ 43,269,555

**National Science Foundation (NSF)**

**National Science Foundation (NSF)**

To: Helene J. Obradovich, Director \$ 3,867,458  
 Dean Grad School Admin  
 For: 09-10 NSF Graduate Research Fellowship  
 Eff: 6/1/2009 Classified: No

**Total for National Science Foundation (NSF):** \$ 3,867,458

**Total for National Science Foundation (NSF):** \$ 3,867,458

**Total for Federal:** \$ 47,137,013

**Total Public Grants:** \$ 47,137,013



**Detail of Contract Awards**

**Federal**

---

**US Department of Health and Human Services (DHHS)**

**National Institutes of Health (NIH)**

To: Michael J Gale, Associate Professor  
Immunology \$ 2,181,933

For: RIG-I-LIKE RECEPTORS AND NOVEL INNATE IMMUNE  
PATHWAYS FOR ADJUVANT DISCOVERY AND DEVELOPMENT

Eff: 9/30/2009 Classified: No

*National Heart, Lung, and Blood Institute (NHLBI)*

To: Richard A Kronmal, Professor  
Biostatistics \$ 2,095,389

For: Multi-Ethnic Study of Atherosclerosis

Eff: 12/21/1998 Classified: No

*Total for National Heart, Lung, and Blood Institute (NHLBI):* \$ 2,095,389

**Total for National Institutes of Health (NIH):** \$ 4,277,322

**Total for US Department of Health and Human Services (DHHS):** \$ 4,277,322

**Total for Federal:** \$ 4,277,322

**Total Contracts:** \$ 4,277,322

**Grand Total for all Awards** \$ 51,414,335

---

---

# **Grant and Contract Awards Summary**

**to**

**The Board of Regents**

**of the**

**University of Washington**

**for**

**November 2010**

**Office of Research**

**Office of Sponsored Programs**

---

---

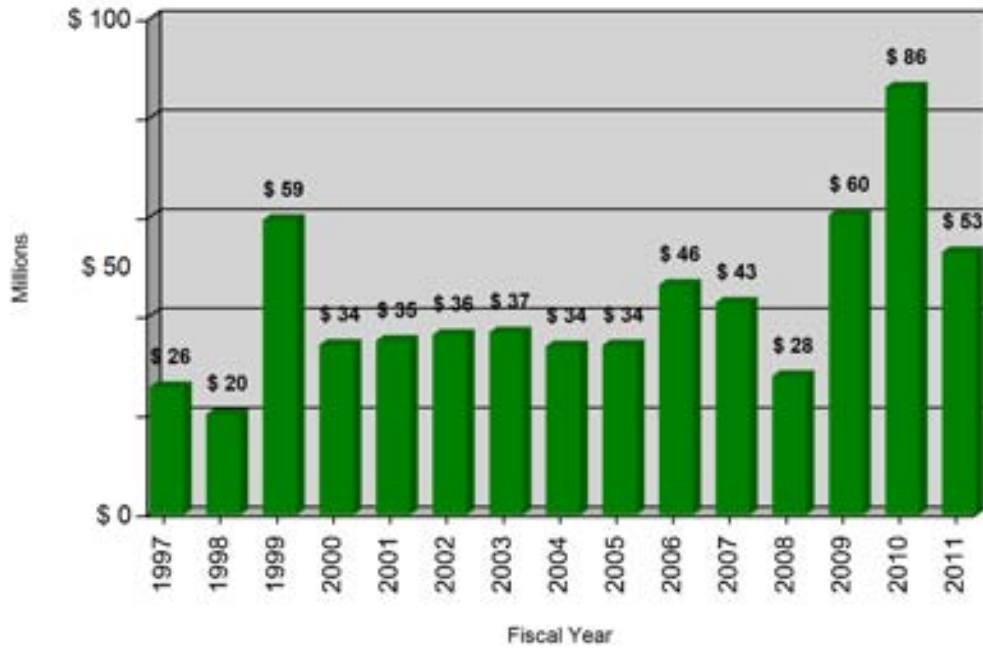
---

## Table of Contents

Graphical Summary of Award Activity	3
Summary of Grant and Contract Awards	4
Comparison of Grants and Contract Awards by Agency	5
Comparison of Grants and Contract Awards by School/College	6
Summary of Grant Awards – Excluding Private Awards	8
Summary of Grant Awards - Private Awards	9
Summary of Contract Awards	10
Report of Grant & Contract Awards over \$1,000,000	11

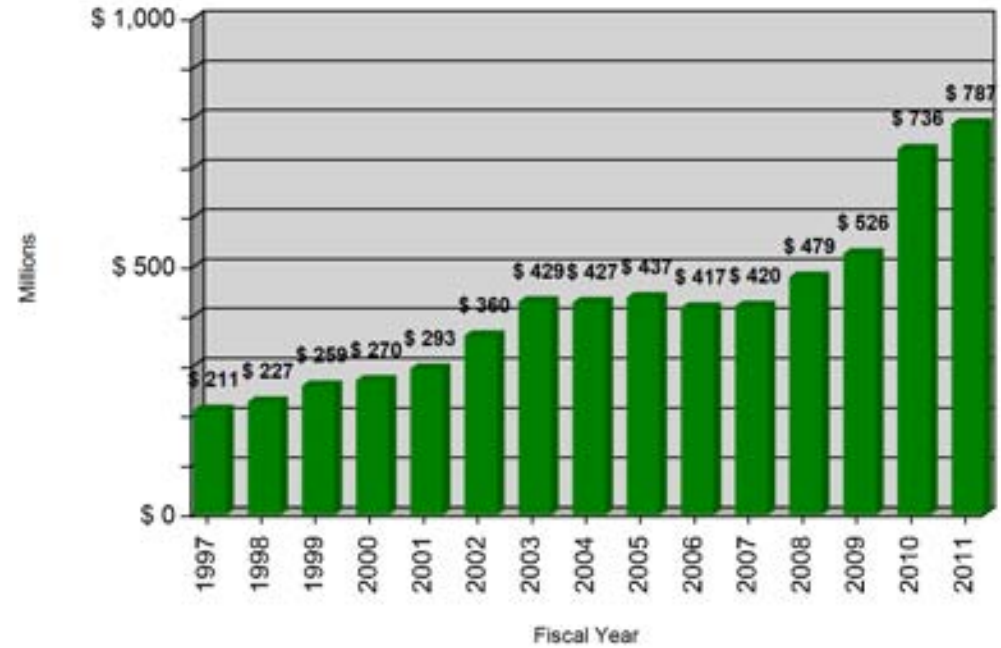
### November Only

Comparison of Grant & Contract Awards



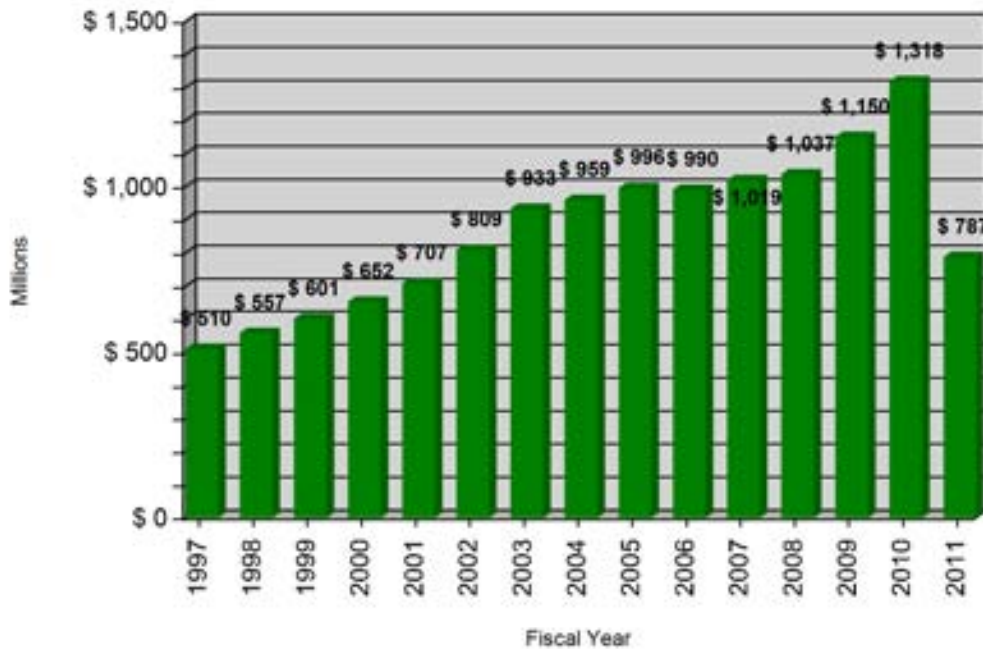
### Fiscal Year to Date

Comparison of Grant & Contract Awards



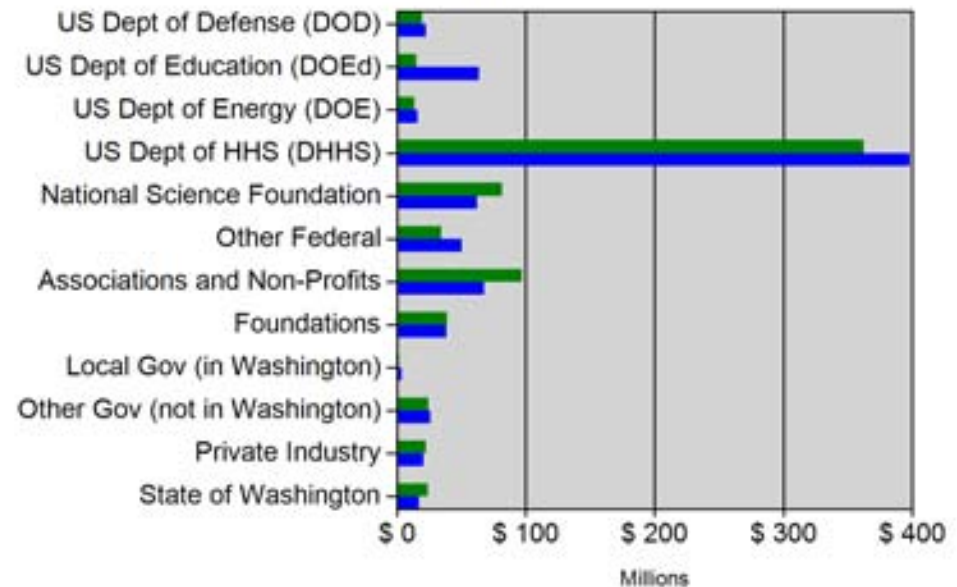
### Complete Fiscal Year

Comparison of Grant & Contract Awards



### Fiscal Year to Date

Two-Year Comparison of Grant and Contract Awards



Legend: Jul-Nov FY10 (Green), Jul-Nov FY11 (Blue)

---

---

**Summary of Grant and Contract Awards**

Fiscal Year 2010-2011

---

<b>Month</b>	<b>RESEARCH AND OTHER</b>		<b>TRAINING</b>		<b>Total Grants and Contracts</b>
	<b>Federal</b>	<b>Non-Federal</b>	<b>Federal</b>	<b>Non-Federal</b>	
July	\$ 116,733,700	\$ 35,329,850	\$ 15,457,740	\$ 2,100,929	\$ 169,622,200
August	\$ 177,960,700	\$ 29,958,070	\$ 11,027,470	\$ 547,136	\$ 219,493,300
September	\$ 163,760,900	\$ 43,734,420	\$ 46,816,820	\$ 5,296,927	\$ 259,609,000
October	\$ 51,765,760	\$ 29,066,660	\$ 4,078,383	\$ 318,448	\$ 85,229,260
November	\$ 24,811,640	\$ 25,350,030	\$ 377,023	\$ 2,265,686	\$ 52,804,390
<b>FY11 to Date</b>	<b>\$535,032,585</b>	<b>\$163,439,043</b>	<b>\$77,757,437</b>	<b>\$10,529,125</b>	<b>\$786,758,190</b>
<b>FY10 to Date</b>	<b>\$444,597,971</b>	<b>\$203,278,103</b>	<b>\$82,050,450</b>	<b>\$5,920,238</b>	<b>\$735,846,762</b>
<b>Over (Under) Previous Year</b>	<b>\$90,434,614</b>	<b>(\$39,203,732)</b>	<b>(\$4,293,013)</b>	<b>\$4,608,887</b>	<b>\$51,546,756</b>

*Assuming acceptance of all awards by the Board of Regents*

**Comparison of Grant and Contract Awards by Agency**

**Fiscal Years 2009-2010 and 2010-2011**

<b>Agency</b>	<b>Jul-Nov FY10</b>	<b>Jul-Nov FY11</b>
US Department of Defense (DOD)	\$ 19,427,427	\$ 22,596,413
US Department of Education (DOEd)	\$ 15,229,695	\$ 63,733,073
US Department of Energy (DOE)	\$ 13,787,892	\$ 16,039,843
US Department of Health and Human Services (DHHS)	\$ 362,165,664	\$ 398,023,535
National Science Foundation (NSF)	\$ 81,580,612	\$ 62,152,586
Other Federal	\$ 34,457,131	\$ 50,244,572
<b>Subtotal for Federal :</b>	<b>\$ 526,648,421</b>	<b>\$ 612,790,022</b>
Associations and Non-Profits	\$ 96,981,779	\$ 67,698,772
Foundations	\$ 38,910,790	\$ 38,233,662
Local Government (in Washington)	\$ 1,746,798	\$ 3,919,215
Other Government (not in Washington)	\$ 24,777,203	\$ 26,142,588
Private Industry	\$ 22,660,329	\$ 20,737,586
State of Washington	\$ 24,121,444	\$ 17,236,346
<b>Subtotal for Non-Federal :</b>	<b>\$ 209,198,341</b>	<b>\$ 173,968,168</b>
<b>Grand Total :</b>	<b>\$ 735,846,762</b>	<b>\$ 786,758,190</b>
<b>Amount of Increase (Decrease) :</b>		<b>\$ 50,906,411</b>
<b>Percent of Increase (Decrease) :</b>		<b>6.9 %</b>

*Assuming acceptance of all awards by the Board of Regents*

**Comparison of Grant and Contract Awards by School/College**

Fiscal Years 2009-2010 and 2010-2011

School/College	Jul-Nov FY10	Jul-Nov FY11
<b>Upper Campus</b>		
Architecture and Urban Planning	\$ 437,693	\$ 1,618,904
Arts and Sciences	\$ 56,541,286	\$ 49,045,181
College of the Environment	\$ 22,941,091	\$ 35,801,291
Director of Libraries	\$ 132,000	\$ 282,381
Education	\$ 2,644,080	\$ 15,823,551
Educational Outreach		\$ 175,000
Engineering	\$ 53,632,760	\$ 56,020,321
Evans School of Public Affairs	\$ 974,805	\$ 1,470,069
Executive Vice President		\$ 236,340
Forest Resources	\$ 1,293,285	\$ 323,369
Foster School of Business	\$ 684,787	\$ 894,700
Graduate School	\$ 3,802,291	\$ 872,125
Information School	\$ 2,544,062	\$ 1,205,204
Law	\$ 439,707	\$ 1,943,206
Ocean and Fishery Sciences	\$ 65,165,274	\$ 14,338,628
Office of Research	\$ 17,775,994	\$ 34,203,497
Social Work	\$ 10,739,479	\$ 14,011,422
Undergraduate Education	\$ 123,276	\$ 534,402
VP Minority Affairs	\$ 4,802,313	\$ 6,597,431
VP Student Affairs	\$ 280,137	
VP Student Life	\$ 20,715	\$ 43,649,796
<b>Subtotal :</b>	\$ 244,975,035	\$ 279,046,817
<b>Health Sciences</b>		
Dentistry	\$ 4,368,509	\$ 1,824,476
Medicine	\$ 398,242,542	\$ 393,811,322
Nursing	\$ 11,067,049	\$ 11,073,879
Pharmacy	\$ 8,170,562	\$ 9,796,155
Public Health	\$ 51,498,463	\$ 70,322,276
<b>Subtotal :</b>	\$ 473,347,124	\$ 486,828,108
<b>Special Programs</b>		
Alcohol and Drug Abuse Institute	\$ 2,660,034	\$ 2,973,845
CHDD Administration	\$ 5,450,501	\$ 4,320,852
Hall Health Primary Care Center		\$ 283,155
Regional Primate Center	\$ 7,392,646	\$ 6,553,080
<b>Subtotal :</b>	\$ 15,503,181	\$ 14,130,932
<b>Other UW Campuses</b>		
Bothell	\$ 1,798,921	\$ 1,421,342
Tacoma	\$ 95,564	\$ 5,199,036

School/College	Jul-Nov FY10	Jul-Nov FY11
Other UW Campuses	<b>Subtotal :</b>	\$ 1,894,485
	\$ 6,620,378	
	<b>Grand Total :</b>	\$ 735,719,825
		\$ 786,626,236

*Assuming acceptance of all awards by the Board of Regents*



---

---

**Summary of Grant Awards****Fiscal Year 2010-2011***Excluding private awards from Foundations, Industry, Associations and Others*

---

<b>Month</b>	<b>RESEARCH AND OTHER</b>		<b>TRAINING</b>		<b>Total Grants</b>
	<b>Federal</b>	<b>Non-Federal</b>	<b>Federal</b>	<b>Non-Federal</b>	
July	\$ 110,707,300	\$ 3,759,472	\$ 15,393,240	\$ 1,192,557	\$ 131,052,500
August	\$ 173,709,400	\$ 3,816,791	\$ 11,027,470	\$ 202,523	\$ 188,756,200
September	\$ 160,838,900	\$ 11,810,130	\$ 46,627,480	\$ 4,129,317	\$ 223,405,800
October	\$ 39,992,300	\$ 6,303,664	\$ 4,078,383	\$ 70,000	\$ 50,444,340
November	\$ 19,016,630	\$ 5,976,814	\$ 295,100	\$ 272,797	\$ 25,561,340
<b>Year to Date</b>	<b>\$ 504,264,500</b>	<b>\$ 31,666,870</b>	<b>\$ 77,421,660</b>	<b>\$ 5,867,194</b>	<b>\$ 619,220,200</b>

---

*Assuming acceptance of all awards by the Board of Regents*

---

---

**Summary of Grant Awards**

**Fiscal Year 2010-2011**

*Private awards from Foundations, Industry, Associations and Others*

---

<b>Month</b>	<b>RESEARCH AND OTHER</b>	<b>TRAINING</b>	<b>Total Grants</b>
July	\$ 25,178,410	\$ 369,153	\$ 25,547,570
August	\$ 22,652,840	\$ 121,830	\$ 22,774,670
September	\$ 27,643,110	\$ 573,762	\$ 28,216,870
October	\$ 15,102,430	\$ 237,448	\$ 15,339,870
November	\$ 17,705,000	\$ 752,796	\$ 18,457,790
<b>Year to Date</b>	<b>\$ 108,281,800</b>	<b>\$ 2,054,989</b>	<b>\$ 110,336,800</b>

---

*Assuming acceptance of all awards by the Board of Regents*

---

---

**Summary of Contract Awards**

**Fiscal Year 2010-2011**

---

<b>Month</b>	<b>RESEARCH AND OTHER</b>		<b>TRAINING</b>		<b>Total Contracts</b>
	<b>Federal</b>	<b>Non-Federal</b>	<b>Federal</b>	<b>Non-Federal</b>	
July	\$ 6,026,372	\$ 6,579,072	\$ 64,500	\$ 539,219	\$ 13,209,160
August	\$ 4,251,216	\$ 3,712,571	\$ 0	\$ 222,783	\$ 8,186,570
September	\$ 2,921,990	\$ 4,364,239	\$ 189,348	\$ 593,848	\$ 8,069,425
October	\$ 11,773,470	\$ 7,660,575	\$ 0	\$ 11,000	\$ 19,445,040
November	\$ 5,795,018	\$ 1,809,275	\$ 81,923	\$ 1,240,093	\$ 8,926,309
<b>Year to Date</b>	<b>\$ 30,768,060</b>	<b>\$ 24,125,730</b>	<b>\$ 335,771</b>	<b>\$ 2,606,943</b>	<b>\$ 57,836,500</b>

---

*Assuming acceptance of all awards by the Board of Regents*

---

---

**Report of Grant and Contract Awards  
of \$1,000,000 or More**

**November 2010**

**Requiring action of  
The Board of Regents  
of the  
University of Washington**

**Office of Research  
Office of Sponsored Programs**

---

---

**Detail of Public Grant Awards**

**Federal**

**US Department of Health and Human Services (DHHS)**

**National Institutes of Health (NIH)**

To: Allan E. Rettie, Professor \$ 1,395,460  
 Medicinal Chemistry

For: Drug Interactions

Eff: 8/1/2010 Classified: No

*National Institute of Allergy and Infectious Diseases (NIAID)*

To: Laura Koutsky, Professor \$ 1,071,079  
 Epidemiology

For: HPV Disease in the Era of HPV Vaccines

Eff: 9/17/2010 Classified: No

*Total for National Institute of Allergy and Infectious Diseases (NIAID):* \$ 1,071,079

**Total for National Institutes of Health (NIH): \$ 2,466,539**

**Total for US Department of Health and Human Services (DHHS): \$ 2,466,539**

**Other Federal**

**Environmental Protection Agency (EPA)**

To: Joel Baker, Professor \$ 3,962,498  
 T-Interdisc A & S

For: Puget Sound Ecosystem Research Initiative: Establishment of the Puget Sound Institute

Eff: 10/1/2010 Classified: No

**Total for Environmental Protection Agency (EPA): \$ 3,962,498**

**Total for Other Federal: \$ 3,962,498**

**Total for Federal: \$ 6,429,037**

**Other Government (not in Washington)**

**University of California, San Diego (UCSD)**

To: Nancy R Temkin, Professor \$ 2,514,663  
 Neurological Surgery

For: CONTACT clinical trial

Eff: 7/1/2010 Classified: No

**Total for University of California, San Diego (UCSD): \$ 2,514,663**

**Total for Other Government (not in Washington): \$ 2,514,663**

**Total Public Grants: \$ 8,943,700**

**Detail of Private Grant Awards**

**Foundations**

---

**Paul G. Allen Family Foundations**

To:	Jennifer Nemhauser, Assistant Professor Biology	\$ 1,398,400
For:	Reprogramming Cells with Plant-Derived Signaling Pathways	
Eff:	1/1/2011	Classified: No
To:	Michael Dickinson, Professor Biology	\$ 2,012,100
For:	Ethomics: A technology-driven approach to the study the genetic and neural basis of behavior	
Eff:	1/1/2011	Classified: No

**Total for Paul G. Allen Family Foundations: \$ 3,410,500**

**Total for Foundations: \$ 3,410,500**

**Total Private Grants: \$ 3,410,500**

**Detail of Contract Awards**

**Federal**

---

**US Department of Health and Human Services (DHHS)**

**National Institutes of Health (NIH)**

*National Institute of Child Health and Human Development (NICHD)*

To:	Elaine M. Faustman, Professor Enviro & Occup Health	\$ 3,975,000
For:	Pacific Northwest Center for National Children's Study-Grant	
Eff:	9/26/2008	Classified: No

*Total for National Institute of Child Health and Human Development (NICHD): \$ 3,975,000*

**Total for National Institutes of Health (NIH): \$ 3,975,000**

**Total for US Department of Health and Human Services (DHHS): \$ 3,975,000**

**Total for Federal: \$ 3,975,000**

**Associations and Non-Profits**

---

**Health Alliance International (HAI)**

To:	King K. Holmes, Chair Global Health	\$ 1,236,728
For:	Mozambique Health Committee 6	
Eff:	5/1/1992	Classified: No

**Total for Health Alliance International (HAI): \$ 1,236,728**

**Total for Associations and Non-Profits: \$ 1,236,728**

**Total Contracts: \$ 5,211,728**

**Grand Total for all Awards \$ 17,565,928**

**VII. STANDING COMMITTEES****B. Finance, Audit and Facilities Committee**On-Call Architectural Master Term Agreement – Select ArchitectRECOMMENDED ACTION:

It is the recommendation of the administration and the Finance, Audit and Facilities Committee that the President be delegated authority to award a contract for an on-call architectural master term agreement to Perkins+Will, subject to successful negotiation of the architectural and professional services agreement. This architectural agreement will replace an existing master term agreement with EHS Design that has reached its capacity.

In the event of an unsuccessful negotiation with the selected firm, it is requested that authority be delegated to open negotiations with EHS Design, the firm recommended as first alternate.

BACKGROUND:

The Capital Projects Office intends to select an architectural firm for an on-call Master Term Agreement for various projects located at University of Washington. As individual projects arise, the parties will negotiate the scope of work and fee and formalize it in a project authorization. Project authorizations under the Master Term Agreement will be executed prior to the expiration of the Master Term Agreement, and will be limited to those with a total project budget (including design, construction, contingency and other costs) of less than \$4 million.

The term agreement will have a total project value of \$10 million (for the aggregate value of all projects), and will be for an initial two-year period with an option to extend the Agreement for an additional two year period. If the consultant performs well on work awarded during the first two-year period, then it is the intention of the Capital Projects Office to continue architectural services with the same consultant for a subsequent two-year period. The two year contract period was selected due to the biennium cycle. It is anticipated that working with a consultant with successful recent experience in the design and delivery of projects for the University of Washington may result in the production of better design documents in a more timely fashion.

In October 2010, the Capital Projects Office advertised for firms interested in providing on-call architectural services. Thirty-one firms responded to the Request for Qualifications, and four firms were interviewed on November 30, 2010. It is the interview team's recommendation that Perkins+Will be awarded the term agreement for on-call architectural services.

## VII. STANDING COMMITTEES

### B. Finance, Audit and Facilities Committee

#### On-Call Architectural Master Term Agreement – Select Architect (continued p. 2)

Perkins+Will is an international firm with a local office specializing on commercial, science, technology and higher education facilities. A leader in sustainable design, Perkins+Will was the first LEED Platinum architects on a project in the state of Washington. They are committed to reduced energy consumption and the sustainability of our environment, looking beyond building design to identify opportunities for waste reduction. Perkins+Will has provided services to the University of Washington on multiple projects, including the HUB Renovation, Kincaid Lab and Chemistry Library Renovation. Perkins+Will has also provided services for a broad range of project types to other clients including City of Tacoma, Evergreen State College, Vulcan, and Washington State University.

#### REVIEW AND APPROVAL:

This recommendation has been reviewed and approved by the University Architect.



**VII. STANDING COMMITTEES****B. Finance, Audit and Facilities Committee**Clarification of Naming the Field at the University of Washington Husky Ballpark as “Chaffey Field”RECOMMENDED ACTION:

It is the recommendation of the administration, the Finance, Audit and Facilities Committee, and the Names Committee that the Board of Regents approve the request to name the field at Husky Ballpark as “Chaffey Field.” This approval will supersede and clarify the action taken by the Board of Regents on July 16, 2009.

BACKGROUND:

This naming request was approved by the Board of Regents on July 16, 2009. At that time, ICA intended that the naming of “Chaffey Field” was to be for the field at Husky Ballpark, not for the entire facility. As presented to the Board of Regents, the recommended action was that “the University of Washington Baseball Park be named ‘Chaffey Field,’” while in the background section the request concluded with, “the Athletic Department is prepared to honor Mr. Chaffey’s commitment to Husky baseball *by naming the field at Husky Ballpark ‘Chaffey Field’* (emphasis supplied).”

It was the intention of the ICA that the field at Husky Ballpark be named Chaffey Field in honor of Herb Chaffey’s significant contributions to Husky Baseball.

The University Names Committee has reviewed this request for clarification and, with the concurrence of Interim President Phyllis Wise, has granted approval.

*Attachments*

1. October 20, 2010 Letter of Approval from Names Committee to Interim President Wise, with concurrence of Interim President Wise
2. December 15, 2010 Letter from Names Committee to Scott Woodward

October 20, 2010

Phyllis Wise  
Interim President  
Office of the President  
University of Washington  
301 Gerberding Hall, Box 351230

Dear President Wise:

The University Names Committee has reviewed the proposal from Director of Athletics Scott Woodward recommending that the field at Husky Ballpark be named "Chaffey Field" to honor Herb Chaffey's significant contributions to Husky Baseball.

This request supersedes and clarifies the action taken by the Board of Regents on July 16, 2009.

The University Names Committee has approved the proposal. On behalf of the committee, I respectfully ask that you grant this request.

Sincerely,



Sandra O. Archibald  
Dean and Professor  
Chair, Campus Names Committee

Concurrence:

  
Phyllis Wise, Interim President

Cc: University Names Committee  
V'ella Warren, Box 354998

**W**

UNIVERSITY COLLEGE OF 224 GOULD HALL  
OF BUILT BOX 355726  
WASHINGTON ENVIRONMENTS SEATTLE, WA 98195-5726

OFFICE OF THE DEAN

December 15, 2010

Scott Woodward  
Director of Athletics  
Graves Hall, Box 354070  
University of Washington

Dear Scott,

I am pleased to inform you that President Wise has concurred with the University Names Committee recommendation for approval of your request to name the field at Husky ballpark "Chaffey Field." This decision supersedes and clarifies the action taken by the Board of Regents on July 16, 2009.

As you know, the Board of Regents approves the naming of exterior space (UW Handbook, Vol. 4, Chap. 10, Sect. 1.). Typically, requests for regental approval would issue from the nominating office. We invite you to review the full instructions at <http://www.washington.edu/regents/meetings/saf.html>.

If I can be of any further assistance, please consider me at your service.

Sincerely,



Daniel S. Friedman, PhD, FAIA  
Dean  
Chair, University Names Committee

copies: University Names Committee  
V'ella Warren, Box 354998

WWW.BE.WASHINGTON.EDU  
T 206 543 7679  
F 206 543 2463

F-3.2/201-11  
1/20/11

ATTACHMENT 2

VII. STANDING COMMITTEES

B. Finance, Audit and Facilities Committee

Report of Contributions – October and November, 2010

For information only.

*Attachments*

1. University of Washington Foundation Report of Contributions for October, 2010
2. University of Washington Foundation Report of Contributions for November, 2010

# Report *of* Contributions

**All Areas**

October 2010



UNIVERSITY *of* WASHINGTON | *Foundation*

## ANNUAL PROGRESS BY CONSTITUENCY

School	Current Month				Year to Date			
	Gifts	Private Grants	Total	Donors <sup>1</sup>	Gifts	Private Grants	Total	Donors
UW Medicine	\$2,210,512	\$5,773,134	\$7,983,646	3,010	\$8,949,205	\$44,418,995	\$53,368,200	5,543
Arts and Sciences	\$1,136,215	\$150,557	\$1,286,772	1,722	\$3,194,221	\$1,452,596	\$4,646,818	4,567
Broadcast Services	\$8,486		\$8,486	7,673	\$220,993		\$220,993	10,974
Built Environments	\$28,602		\$28,602	82	\$330,907	\$212,146	\$543,053	401
Business School	\$770,221		\$770,221	766	\$2,737,159		\$2,737,159	1,535
Dentistry	\$69,311		\$69,311	184	\$1,658,851		\$1,658,851	459
Education	\$25,972	\$52,153	\$78,125	83	\$518,166	\$791,118	\$1,309,284	304
Engineering	\$1,246,350	\$1,260,842	\$2,507,192	730	\$2,649,538	\$7,507,029	\$10,156,567	1,432
Environment	\$958,887	\$284,619	\$1,243,506	230	\$1,224,480	\$3,640,083	\$4,864,562	585
Evans School of Public Affairs	\$34,312	\$200,000	\$234,312	63	\$162,338	\$467,438	\$629,776	130
Graduate School	\$484,187	\$42,000	\$526,187	27	\$487,224	\$70,401	\$557,625	52
Information School	\$69,325	\$254,276	\$323,601	157	\$227,645	\$288,076	\$515,721	435
Intercollegiate Athletics	\$274,945		\$274,945	371	\$3,750,124		\$3,750,124	3,226
Law	\$105,376		\$105,376	108	\$605,715		\$605,715	357
Libraries	\$354,167		\$354,167	341	\$514,832		\$514,832	955
Minority Affairs	\$25,474		\$25,474	199	\$51,514		\$51,514	299
Nursing	\$53,044	\$60,000	\$113,044	139	\$326,436	\$557,584	\$884,020	320
Pharmacy	\$28,644	\$209,465	\$238,109	142	\$209,723	\$1,076,390	\$1,286,113	414
President's Funds	\$251,859		\$251,859	169	\$382,103		\$382,103	478
Public Health	\$32,719	\$776,181	\$808,900	145	\$240,522	\$7,436,028	\$7,676,550	244
Social Work	\$10,959	\$31,960	\$42,919	37	\$245,361	\$75,222	\$320,583	128
Student Affairs	\$214,223		\$214,223	322	\$1,199,177		\$1,199,177	774
Undergraduate Academic Affairs	\$143,889		\$143,889	64	\$166,844	\$578,604	\$745,448	144
University Press	\$20,805		\$20,805	33	\$118,480		\$118,480	73
UW Alumni Association	\$74,043		\$74,043	1,601	\$233,441		\$233,441	4,978
UW Bothell	\$19,779		\$19,779	63	\$49,074	\$607,000	\$656,074	153
UW Tacoma	\$50,185		\$50,185	76	\$507,670	\$699	\$508,369	278
Other University Support	\$176,303	\$50,000	\$226,303	159	\$715,299	\$931,348	\$1,646,647	1,148
<b>Total</b>	<b>\$8,878,793</b>	<b>\$9,145,187</b>	<b>\$18,023,980</b>	<b>17,920</b>	<b>\$31,677,041</b>	<b>\$70,110,756</b>	<b>\$101,787,798</b>	<b>37,699</b>

## MONTHLY HIGHLIGHTS

The UW received \$18.02M in total private voluntary support (\$8.88M in gifts and \$9.15M in grants) in the current month.

Areas including Built Environments, Business School, Dentistry, Education, Engineering, Environment, Evans School of Public Affairs, Graduate School, Intercollegiate Athletics, Law, Libraries, Pharmacy, Social Work, Student Affairs, Undergraduate Academic Affairs, University Press and UW Tacoma are ahead of last year's year-to-date totals.

<sup>1</sup> Donors are defined as those entities who have a credit amount of greater than \$0.00.

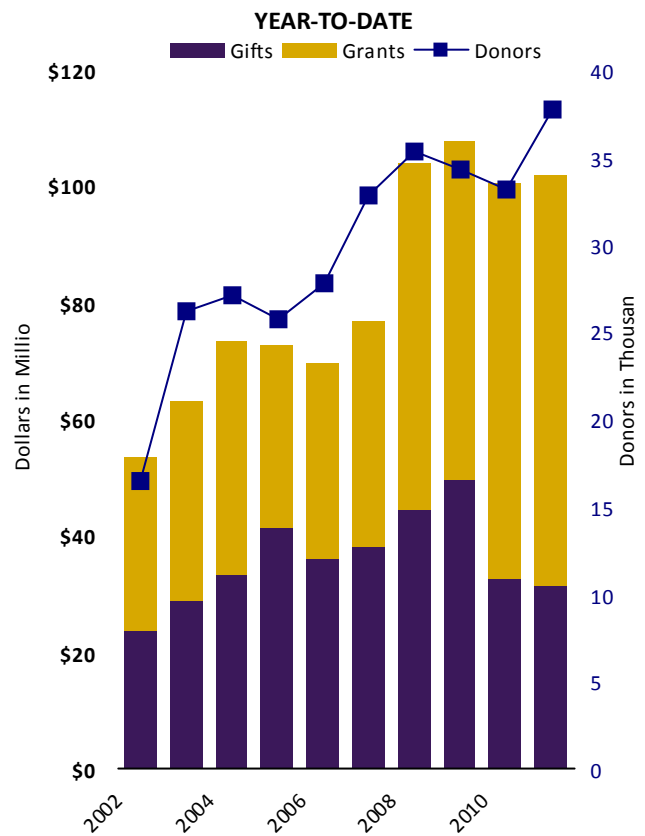
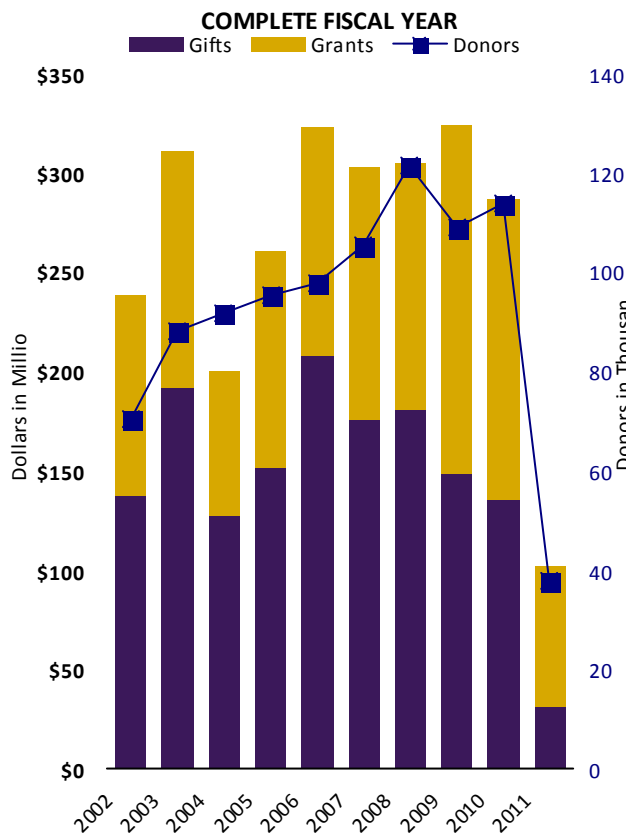
The donor total at the bottom of the chart is not a cumulative total of the rows above. The donor total is the number of unique donors who have been credited with a gift to the UW during the given time period.

**DEVELOPMENT SUMMARY BY CONSTITUENCY**

School	Current Month		Year to Date		Prior Year to Date		Prior Year Total	
	Total	Donors	Total	Donors	Total	Donors	Total	Donors
UW Medicine	\$7,983,646	3,010	\$53,368,200	5,543	\$57,788,773	5,674	\$137,228,784	15,896
Arts and Sciences	\$1,286,772	1,722	\$4,646,818	4,567	\$7,614,044	4,855	\$22,353,398	13,980
Broadcast Services	\$8,486	7,673	\$220,993	10,974	\$482,637	5,427	\$2,884,588	21,203
Built Environments	\$28,602	82	\$543,053	401	\$292,199	384	\$2,460,168	1,345
Business School	\$770,221	766	\$2,737,159	1,535	\$1,568,758	1,731	\$13,466,725	4,129
Dentistry	\$69,311	184	\$1,658,851	459	\$1,143,977	520	\$3,317,422	1,250
Education	\$78,125	83	\$1,309,284	304	\$1,168,882	570	\$4,695,480	1,575
Engineering	\$2,507,192	730	\$10,156,567	1,432	\$7,193,956	1,701	\$22,392,566	4,345
Environment	\$1,243,506	230	\$4,864,562	585	\$2,108,366	433	\$8,056,542	2,066
Evans School of Public Affairs	\$234,312	63	\$629,776	130	\$115,358	128	\$729,548	508
Graduate School	\$526,187	27	\$557,625	52	\$513,391	118	\$946,285	312
Information School	\$323,601	157	\$515,721	435	\$654,536	321	\$1,598,080	699
Intercollegiate Athletics	\$274,945	371	\$3,750,124	3,226	\$3,060,022	3,513	\$17,893,004	24,696
Law	\$105,376	108	\$605,715	357	\$378,104	341	\$1,644,729	2,038
Libraries	\$354,167	341	\$514,832	955	\$205,716	1,267	\$1,034,271	5,362
Minority Affairs	\$25,474	199	\$51,514	299	\$217,600	218	\$538,889	738
Nursing	\$113,044	139	\$884,020	320	\$1,528,767	411	\$3,464,905	1,743
Pharmacy	\$238,109	142	\$1,286,113	414	\$967,387	259	\$3,869,407	1,046
President's Funds	\$251,859	169	\$382,103	478	\$147,161	431	\$586,255	1,536
Public Health	\$808,900	145	\$7,676,550	244	\$9,385,467	267	\$16,560,816	754
Social Work	\$42,919	37	\$320,583	128	\$103,765	117	\$3,641,796	832
Student Affairs	\$214,223	322	\$1,199,177	774	\$659,951	773	\$5,341,443	2,802
Undergraduate Academic Affairs	\$143,889	64	\$745,448	144	\$97,057	194	\$688,975	640
University Press	\$20,805	33	\$118,480	73	\$50,570	30	\$292,500	169
UW Alumni Association	\$74,043	1,601	\$233,441	4,978	\$236,151	5,039	\$894,199	18,266
UW Bothell	\$19,779	63	\$656,074	153	\$879,979	125	\$1,556,176	630
UW Tacoma	\$50,185	76	\$508,369	278	\$247,598	320	\$3,009,562	827
Other University Support	\$226,303	159	\$1,646,647	1,148	\$1,741,685	542	\$5,482,304	2,729
<b>Total<sup>1</sup></b>	<b>\$18,023,980</b>	<b>17,920</b>	<b>\$101,787,798</b>	<b>37,699</b>	<b>\$100,551,861</b>	<b>33,089</b>	<b>\$286,628,819</b>	<b>113,746</b>

<sup>1</sup> The donor total at the bottom of the chart is not a cumulative total of the rows above. The donor total is the number of unique donors who have been credited with a gift to the UW during the given time period.

### FISCAL YEAR COMPARISON OF TOTAL CONTRIBUTIONS



Fiscal Year	Complete Fiscal Year				Year to Date			
	Gifts	Private Grants	Total	Donors	Gifts	Private Grants	Total	Donors
2010-2011	\$31,677,041	\$70,110,756	\$101,787,798	37,699	\$31,677,041	\$70,110,756	\$101,787,798	37,699
2009-2010	\$135,813,022	\$150,815,796	\$286,628,819	113,746	\$32,546,330	\$68,005,530	\$100,551,861	33,089
2008-2009	\$148,364,809	\$175,713,667	\$324,078,477	109,083	\$49,857,078	\$57,782,127	\$107,639,204	34,295
2007-2008	\$180,735,444	\$124,224,214	\$304,959,657	121,447	\$44,642,366	\$59,284,704	\$103,927,070	35,334
2006-2007	\$176,490,215	\$126,399,369	\$302,889,584	105,353	\$38,054,245	\$38,896,258	\$76,950,503	32,831
2005-2006	\$207,744,231	\$115,261,186	\$323,005,417	97,876	\$35,905,189	\$33,783,873	\$69,689,062	27,797
2004-2005	\$151,969,925	\$108,802,371	\$260,772,296	95,227	\$41,342,960	\$31,333,435	\$72,676,395	25,706
2003-2004	\$128,174,367	\$71,603,323	\$199,777,690	91,903	\$33,364,731	\$40,123,767	\$73,488,498	27,121
2002-2003	\$192,573,183	\$118,677,722	\$311,250,905	88,259	\$28,948,199	\$34,187,741	\$63,135,940	26,222
2001-2002	\$137,959,340	\$100,820,547	\$238,779,887	70,560	\$23,646,905	\$29,726,587	\$53,373,492	16,409





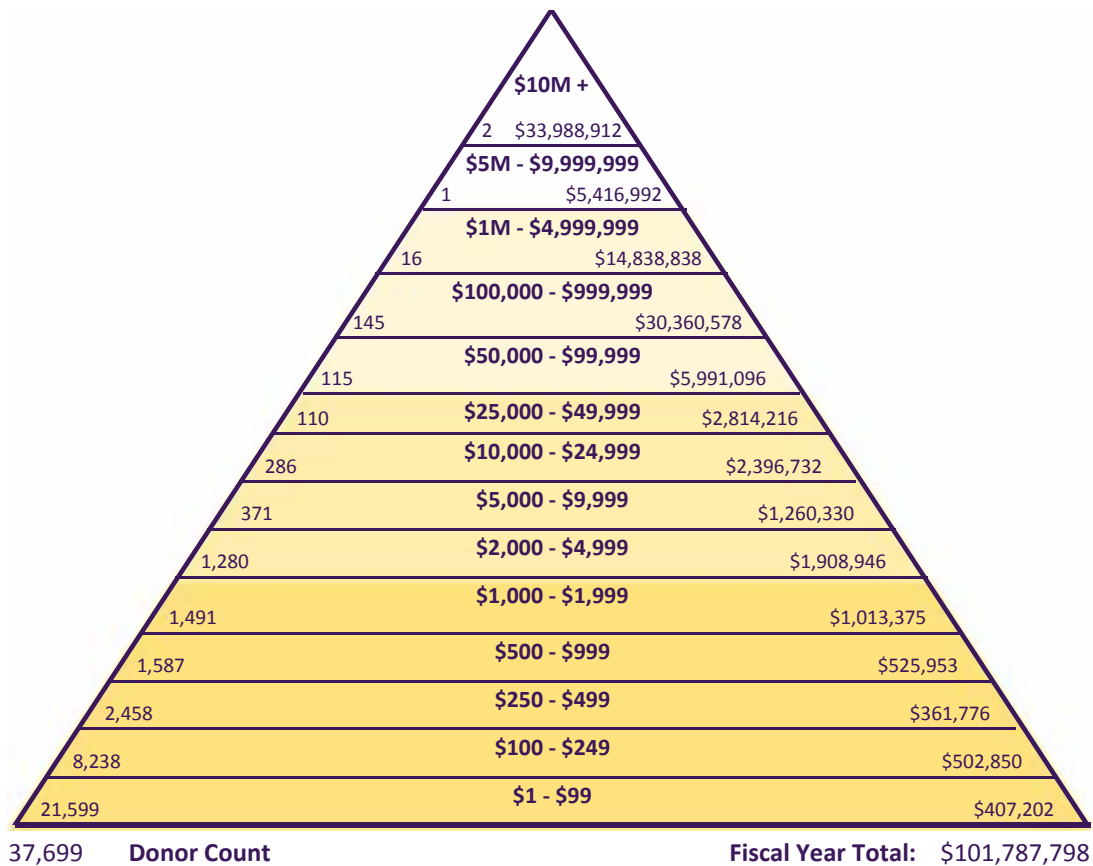
### ANNUAL FUNDING THEME PROGRESS

Theme	Current Use	Year to Date	
		Endowment	Total
Student Support	\$2,703,252	\$3,635,794	\$6,339,046
Faculty Support	\$3,516,122	\$1,964,664	\$5,480,786
Program Support for Faculty and Students	\$77,882,414	\$1,352,055	\$79,234,469
Capital	\$4,044,901	\$360	\$4,045,261
Excellence Funds	\$5,711,659	\$976,577	\$6,688,236
<b>Total</b>	<b>\$93,858,347</b>	<b>\$7,929,451</b>	<b>\$101,787,798</b>

### DEVELOPMENT ACTIVITY BY DONOR TYPE

Donor Type	Year to Date		Prior Year to Date		Prior Fiscal Year	
	Donors	Total	Donors <sup>1</sup>	Total	Donors	Total
Alumni	16,577	\$7,003,062	16,539	\$7,089,153	50,992	\$35,117,094
Corporations	768	\$14,978,668	828	\$12,667,827	2,832	\$43,318,033
Family Foundations	44	\$1,832,892	60	\$1,487,320	171	\$13,713,745
Foundations	179	\$38,830,239	166	\$38,392,983	433	\$89,376,760
Non-Alumni	19,894	\$8,117,199	15,275	\$10,479,050	58,737	\$35,745,608
Organizations	237	\$31,025,738	221	\$30,435,527	581	\$69,357,578
<b>Total</b>	<b>37,699</b>	<b>\$101,787,798</b>	<b>33,089</b>	<b>\$100,551,861</b>	<b>113,746</b>	<b>\$286,628,819</b>

### DEVELOPMENT ACTIVITY PYRAMID



<sup>1</sup> Prior Fiscal Year to Date numbers reflect the number of alumni for the reported period based on the state of the data at the end of the prior fiscal year.



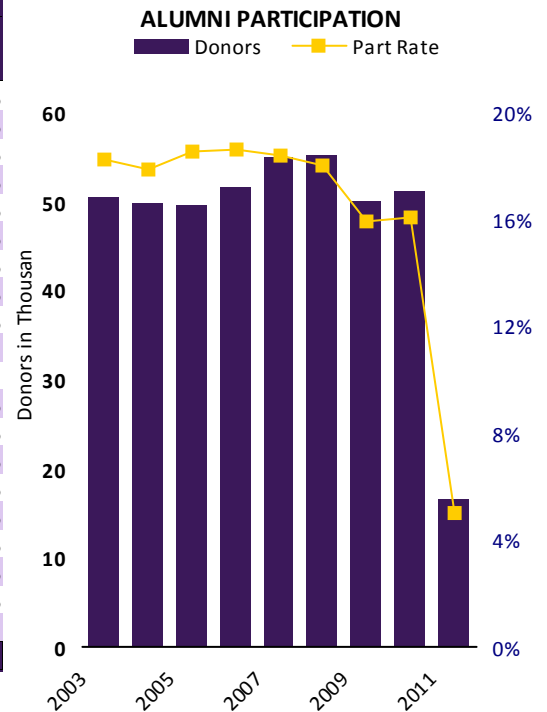
**ANNUAL PROGRESS BY GIVING LEVEL**

Giving Level	Alumni	Non Alumni	Family Fndns.	Corporations	Foundations	Other Orgs.	Total
\$10M +					\$21,854,036	\$12,134,876	\$33,988,912
\$5M - \$9,999,999					\$5,416,992		\$5,416,992
\$1M - \$4,999,999	\$1,194,000	\$0		\$5,489,826	\$1,137,704	\$7,017,308	\$14,838,838
\$100,000 - \$999,999	\$1,508,528	\$4,921,773	\$1,341,811	\$4,971,012	\$7,690,194	\$9,927,260	\$30,360,578
\$50,000 - \$99,999	\$566,072	\$685,958	\$121,300	\$1,967,840	\$1,710,325	\$939,602	\$5,991,096
\$25,000 - \$49,999	\$338,782	\$320,163	\$135,100	\$977,275	\$546,538	\$496,359	\$2,814,216
\$10,000 - \$24,999	\$471,543	\$335,607	\$165,236	\$815,846	\$304,666	\$303,833	\$2,396,732
\$5,000 - \$9,999	\$426,268	\$292,155	\$48,000	\$316,430	\$80,290	\$97,188	\$1,260,330
\$2,000 - \$4,999	\$939,761	\$551,836	\$16,195	\$278,137	\$52,703	\$70,314	\$1,908,946
\$1,000 - \$1,999	\$488,966	\$375,136	\$5,150	\$90,982	\$30,956	\$22,186	\$1,013,375
\$500 - \$999	\$280,347	\$198,839		\$35,562	\$3,690	\$7,514	\$525,953
\$250 - \$499	\$197,285	\$141,485		\$17,005	\$500	\$5,501	\$361,776
\$100 - \$249	\$315,589	\$169,246	\$100	\$14,254	\$990	\$2,671	\$502,850
\$1 - \$99	\$275,921	\$125,000		\$4,498	\$656	\$1,127	\$407,202
<b>Total</b>	<b>\$7,003,062</b>	<b>\$8,117,199</b>	<b>\$1,832,892</b>	<b>\$14,978,668</b>	<b>\$38,830,239</b>	<b>\$31,025,738</b>	<b>\$101,787,798</b>

Giving Level	Alumni	Non Alumni	Family Fndns.	Corporations	Foundations	Other Orgs.	Total
\$10M +					1	1	2
\$5M - \$9,999,999					1		1
\$1M - \$4,999,999	1	2		6	3	4	16
\$100,000 - \$999,999	15	42	9	20	26	33	145
\$50,000 - \$99,999	15	27	2	31	25	15	115
\$25,000 - \$49,999	22	22	4	32	15	15	110
\$10,000 - \$24,999	84	89	11	60	21	21	286
\$5,000 - \$9,999	134	137	8	61	14	17	371
\$2,000 - \$4,999	614	512	4	110	16	24	1,280
\$1,000 - \$1,999	671	687	5	80	28	20	1,491
\$500 - \$999	713	792		61	7	14	1,587
\$250 - \$499	967	1,411		59	3	18	2,458
\$100 - \$249	3,545	4,550	1	116	6	20	8,238
\$1 - \$99	9,796	11,623		132	13	35	21,599
<b>Total</b>	<b>16,577</b>	<b>19,894</b>	<b>44</b>	<b>768</b>	<b>179</b>	<b>237</b>	<b>37,699</b>

### ALUMNI PARTICIPATION BY CONSTITUENCY (CURRENT FISCAL YEAR)

Area	Solicitable	To UW		To Unit	
		Year to Date	Part Rate	Year to Date	Part Rate
UW Medicine	19,185	1,201	6.26%	904	4.71%
Arts and Sciences	151,787	7,328	4.83%	2,676	1.76%
Business School	39,725	2,511	6.32%	1,307	3.29%
Built Environments	8,496	403	4.74%	102	1.20%
Dentistry	4,650	358	7.70%	215	4.62%
Education	18,092	993	5.49%	99	0.55%
Engineering	33,868	1,681	4.96%	1,217	3.59%
Environment	11,635	512	4.40%	174	1.50%
Evans School of Public Affairs	2,747	188	6.84%	41	1.49%
Interdisc. Grad. Programs	2,200	112	5.09%		
Interschool Programs	2,459	193	7.85%		
Information School	4,950	507	10.24%	363	7.33%
Law	8,186	494	6.03%	183	2.24%
School of Nursing	8,909	488	5.48%	162	1.82%
Pharmacy	3,690	312	8.46%	232	6.29%
Public Health	4,683	254	5.42%	48	1.02%
Social Work	6,753	275	4.07%	61	0.90%
UW Bothell	8,069	292	3.62%	50	0.62%
UW Tacoma	9,452	295	3.12%	121	1.28%
Unspecified	9,472	440	4.65%		
<b>ALL UW TOTAL</b>	<b>330,521</b>	<b>16,577</b>	<b>5.02%</b>		



### ALUMNI PARTICIPATION BY CONSTITUENCY (PREVIOUS FISCAL YEAR)

Area	Solicitable	To UW				To Unit			
		Year to Date		FY Total		Year to Date		FY Total	
		Donors <sup>1</sup>	Part Rate	Donors	Part Rate	Donors	Part Rate	Donors	PFY Final
UW Medicine	19,127	1,209	6.32%	3,647	19.07%	760	3.97%	2,277	11.90%
Arts and Sciences	146,824	6,883	4.69%	21,644	14.74%	2,216	1.51%	5,915	4.03%
Business School	38,262	2,546	6.65%	7,650	19.99%	1,053	2.75%	2,283	5.97%
Built Environments	8,184	356	4.35%	1,430	17.47%	104	1.27%	567	6.93%
Dentistry	4,540	386	8.50%	1,116	24.58%	250	5.51%	586	12.91%
Education	18,841	1,061	5.63%	3,221	17.10%	103	0.55%	548	2.91%
Engineering	32,965	1,771	5.37%	5,082	15.42%	963	2.92%	2,382	7.23%
Environment	17,376	582	3.35%	1,310	7.54%	80	0.46%	616	3.55%
Evans School of Public Affairs	2,496	144	5.77%	602	24.12%	42	1.68%	207	8.29%
Interdisc. Grad. Programs	1,817	97	5.34%	334	18.38%				
Interdisc. Undergrad. Programs	258	8	3.10%	29	11.24%				
Interschool Programs	520	27	5.19%	528	101.54%				
Information School	4,614	409	8.86%	1,009	21.87%	217	4.70%	436	9.45%
Law	7,905	446	5.64%	1,892	23.93%	186	2.35%	1,031	13.04%
School of Nursing	8,644	511	5.91%	1,820	21.06%	203	2.35%	950	10.99%
Pharmacy	3,547	234	6.60%	891	25.12%	134	3.78%	562	15.84%
Public Health	4,580	255	5.57%	776	16.94%	66	1.44%	268	5.85%
Social Work	6,522	280	4.29%	990	15.18%	67	1.03%	416	6.38%
UW Bothell	6,995	255	3.65%	1,003	14.34%	23	0.33%	216	3.09%
UW Tacoma	8,050	249	3.09%	901	11.19%	87	1.08%	306	3.80%
Unspecified	11,600	611	5.27%	1,653	14.25%				
<b>ALL UW TOTAL</b>	<b>317,522</b>	<b>15,849</b>	<b>4.99%</b>	<b>50,992</b>	<b>16.06%</b>				

<sup>1</sup> Prior Fiscal Year to Date numbers reflect the number of alumni for the reported period based on the state of the data on the date this report was run in the prior fiscal year.



The University of Washington Alumni Association is the broad-based engagement vehicle for University Advancement and the University of Washington. Through its strategically designed programs, the UW Alumni Association invites alumni, donors and friends to engage in the life of the UW. Research indicates that engaged alumni and friends are more inclined to support the University and its students. The UW Alumni Association is proud to develop a solid base of support for the University of Washington.



## UWAA Member Giving by Constituency

School	Solicitable Alumni	Member		Alumni Giving	
		Members <sup>1</sup>	Donors	Members	Non Members
UW Medicine	19,185	1,875	371	19.79%	3.99%
Arts and Sciences	151,787	18,983	2,558	13.48%	2.27%
Business School	39,725	7,222	1,062	14.71%	2.88%
Built Environments	8,496	1,149	134	11.66%	2.35%
Dentistry	4,650	993	166	16.72%	3.47%
Education	18,092	2,837	373	13.15%	2.50%
Engineering	33,868	4,518	653	14.45%	2.50%
Environment	11,635	1,418	142	10.01%	2.49%
Evans School of Public Affairs	2,747	312	50	16.03%	3.94%
Interdisc. Grad. Programs	2,200	200	29	14.50%	2.80%
Interdisc. Undergrad. Program					
Interscholar Programs	2,459	566	101	17.84%	3.38%
Information School	4,950	774	170	21.96%	6.78%
Law	8,186	1,033	168	16.26%	3.31%
School of Nursing	8,909	1,306	171	13.09%	3.01%
Pharmacy	3,690	617	139	22.53%	4.69%
Public Health	4,683	390	64	16.41%	3.35%
Social Work	6,753	607	65	10.71%	2.60%
UW Bothell	8,069	841	64	7.61%	1.51%
UW Tacoma	9,452	741	63	8.50%	1.14%
Unspecified	9,472	1,940	204	10.52%	1.55%
Non-Alumni		7,667	1,819	23.73%	
<b>Total</b>	<b>330,521</b>	<b>52,442</b>	<b>7,717</b>	<b>14.72%</b>	

## Alumni Activity

<b>1 in 3.5 registrants at 2010 UW events were UWAA members</b>
<b>1 in 25 registrants at 2010 UW events were UW donors</b>
<b>3 in 4 registrants at 2010 UW events were Solicitable Alumni</b>
<b>1 in 25 UWAA members attended a 2010 UW event</b>
<b>1 in 3 2009-2010 Football/Basketball season ticket holders were UWAA members</b>
<b>1 in 7 UWAA members were 2009-2010 Football/Basketball season ticket holders</b>

## Top 10 Membership by Class Year

Class Year	Part. Rate	Class Year	Population
1955	22.88%	2010	1,665
1953	21.91%	1971	1,092
1954	21.88%	1974	1,072
1959	21.85%	1973	1,058
1946	21.81%	1970	1,036
1956	21.52%	1972	1,029
1950	20.87%	1976	1,018
1952	20.78%	1975	993
1958	20.53%	1977	955
1960	20.39%	1968	910

## Activity Participation - Rolling 3 Year Total<sup>3</sup>

School <sup>2</sup>	Participants	Part. Donors	% Donors	Alum Non-Part.	Alum Non-Par Donor	% Non-Part Donor
Intercollegiate Athletics	2,511	2,464	98.13%			
UW Medicine	3,673	2,797	76.15%	21,140	3,368	15.93%
Arts and Sciences	13,039	3,078	23.61%	141,960	7,948	5.60%
Built Environments	1,526	677	44.36%	7,563	731	9.67%
Business School	5,906	1,587	26.87%	35,282	3,274	9.28%
Dentistry	1,904	751	39.44%	3,028	394	13.01%
Education	1,847	387	20.95%	16,850	904	5.36%
Engineering	2,696	924	34.27%	32,130	3,264	10.16%
Environment	1,263	552	43.71%	11,049	1,079	9.77%
Evans School of Public Affairs	738	286	38.75%	2,209	313	14.17%
Graduate School	381	197	51.71%	2,114	5	0.24%
Information School	729	226	31.00%	4,443	605	13.62%
Law	2,020	874	43.27%	6,641	1,125	16.94%
Libraries	1,081	1,043	96.48%			
Nursing	967	430	44.47%	8,384	1,306	15.58%
Pharmacy	379	228	60.16%	3,529	854	24.20%
Public Health	587	205	34.92%	3,960	368	9.29%
Social Work	787	246	31.26%	6,242	674	10.80%
UW Bothell	744	236	31.72%	7,817	622	7.96%
UW Tacoma	500	221	44.20%	9,270	866	9.34%

<sup>1</sup> Members include paid Annual Members, Lifetime Members, and TPC Level Donors

<sup>2</sup> Activity is based on a unit affiliated Alumni or Donor being labeled as a positive RSVP, host, speaker, or participant at any tracked UW activity.

<sup>3</sup> 3-Years consists of any activity since 7/1/2006

Source: University of Washington Alumni Association



# Report *of* Contributions

**All Areas**

November 2010



UNIVERSITY *of* WASHINGTON | *Foundation*

## ANNUAL PROGRESS BY CONSTITUENCY

School	Current Month				Year to Date			
	Gifts	Private Grants	Total	Donors <sup>1</sup>	Gifts	Private Grants	Total	Donors
UW Medicine	\$881,903	\$3,508,563	\$4,390,466	3,080	\$9,831,089	\$47,927,557	\$57,758,646	7,196
Arts and Sciences	\$1,690,348	\$4,715,102	\$6,405,450	1,845	\$4,884,569	\$6,167,698	\$11,052,267	5,978
Broadcast Services	\$39,130		\$39,130	561	\$260,123		\$260,123	11,069
Built Environments	\$126,657	\$8,000	\$134,657	154	\$457,564	\$220,146	\$677,710	533
Business School	\$931,142		\$931,142	383	\$3,668,301		\$3,668,301	1,856
Dentistry	\$207,345		\$207,345	257	\$1,866,196		\$1,866,196	660
Education	\$29,493	\$232,000	\$261,493	118	\$547,659	\$1,023,118	\$1,570,777	351
Engineering	\$1,241,421	\$814,616	\$2,056,037	588	\$3,890,959	\$8,321,645	\$12,212,604	1,901
Environment	\$99,169	\$44,678	\$143,847	248	\$1,323,815	\$3,684,761	\$5,008,576	774
Evans School of Public Affairs	\$4,582		\$4,582	52	\$166,921	\$467,438	\$634,359	156
Graduate School	\$3,254	\$78,398	\$81,652	34	\$490,478	\$148,799	\$639,277	67
Information School	\$10,505		\$10,505	103	\$238,150	\$288,076	\$526,226	508
Intercollegiate Athletics	\$265,222		\$265,222	341	\$4,015,345		\$4,015,345	3,465
Law	\$46,323	\$350,000	\$396,323	92	\$652,038	\$350,000	\$1,002,038	421
Libraries	\$83,583		\$83,583	395	\$598,415		\$598,415	1,279
Minority Affairs	\$34,371		\$34,371	169	\$85,885		\$85,885	363
Nursing	\$129,409		\$129,409	256	\$455,845	\$557,584	\$1,013,429	529
Pharmacy	\$78,004		\$78,004	94	\$287,727	\$1,076,390	\$1,364,117	482
President's Funds	\$33,984		\$33,984	182	\$416,087		\$416,087	587
Public Health	\$48,348	\$623,367	\$671,715	130	\$288,870	\$8,059,395	\$8,348,265	297
Social Work	\$10,315		\$10,315	131	\$255,676	\$75,222	\$330,898	242
Student Affairs	\$47,292		\$47,292	333	\$1,246,302		\$1,246,302	1,019
Undergraduate Academic Affairs	\$5,247	\$192,964	\$198,211	56	\$172,091	\$771,568	\$943,659	168
University Press	\$11,525		\$11,525	32	\$130,005		\$130,005	98
UW Alumni Association	\$61,038		\$61,038	1,322	\$294,479		\$294,479	6,276
UW Bothell	\$19,150		\$19,150	69	\$68,223	\$607,000	\$675,223	175
UW Tacoma	\$1,026,328		\$1,026,328	122	\$1,533,998	\$699	\$1,534,697	334
Other University Support	\$84,789	\$42,500	\$127,289	299	\$800,088	\$973,848	\$1,773,936	1,385
<b>Total</b>	<b>\$7,249,878</b>	<b>\$10,610,187</b>	<b>\$17,860,065</b>	<b>10,505</b>	<b>\$38,926,899</b>	<b>\$80,720,943</b>	<b>\$119,647,843</b>	<b>44,400</b>

## MONTHLY HIGHLIGHTS

The UW received \$17.86M in total private voluntary support (\$7.25M in gifts and \$10.61M in grants) in the current month.

Areas including Arts and Sciences, Built Environments, Business School, Dentistry, Engineering, Environment, Evans School of Public Affairs, Intercollegiate Athletics, Law, Libraries, Social Work, Student Affairs, Undergraduate Academic Affairs, University Press, UW Alumni Association and UW Tacoma are ahead of last year's year-to-date totals.

<sup>1</sup> Donors are defined as those entities who have a credit amount of greater than \$0.00.

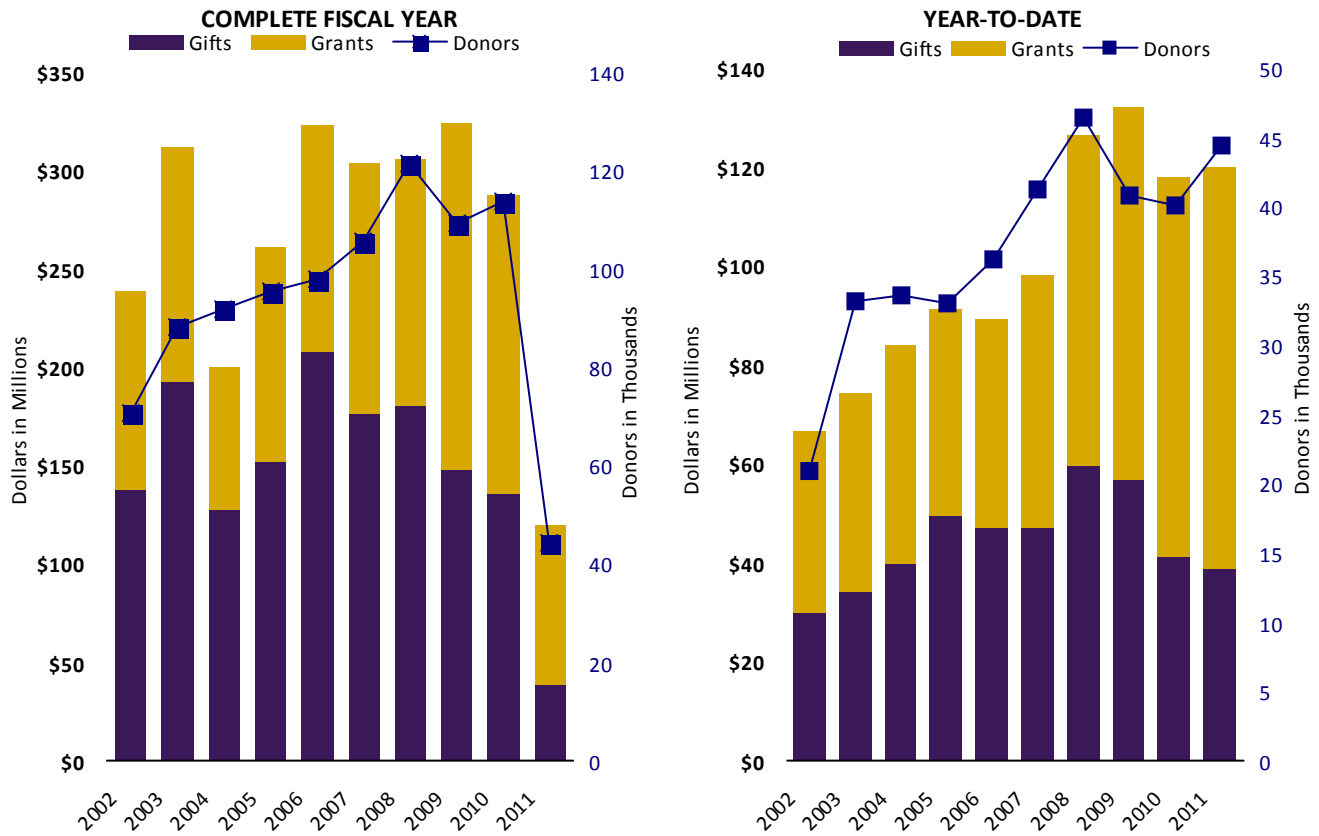
The donor total at the bottom of the chart is not a cumulative total of the rows above. The donor total is the number of unique donors who have been credited with a gift to the UW during the given time period.

**DEVELOPMENT SUMMARY BY CONSTITUENCY**

School	Current Month		Year to Date		Prior Year to Date		Prior Year Total	
	Total	Donors	Total	Donors	Total	Donors	Total	Donors
UW Medicine	\$4,390,466	3,080	\$57,758,646	7,196	\$64,782,304	7,400	\$137,228,784	15,896
Arts and Sciences	\$6,405,450	1,845	\$11,052,267	5,978	\$8,188,601	6,228	\$22,353,398	13,980
Broadcast Services	\$39,130	561	\$260,123	11,069	\$532,028	6,078	\$2,884,588	21,203
Built Environments	\$134,657	154	\$677,710	533	\$309,430	469	\$2,460,168	1,345
Business School	\$931,142	383	\$3,668,301	1,856	\$2,013,795	2,071	\$13,466,725	4,129
Dentistry	\$207,345	257	\$1,866,196	660	\$1,242,523	671	\$3,317,422	1,250
Education	\$261,493	118	\$1,570,777	351	\$1,711,821	616	\$4,695,480	1,575
Engineering	\$2,056,037	588	\$12,212,604	1,901	\$7,980,263	2,146	\$22,392,566	4,345
Environment	\$143,847	248	\$5,008,576	774	\$4,554,365	582	\$8,056,542	2,066
Evans School of Public Affairs	\$4,582	52	\$634,359	156	\$445,258	152	\$729,548	508
Graduate School	\$81,652	34	\$639,277	67	\$695,340	143	\$946,285	312
Information School	\$10,505	103	\$526,226	508	\$886,293	395	\$1,598,080	699
Intercollegiate Athletics	\$265,222	341	\$4,015,345	3,465	\$3,297,737	3,833	\$17,893,004	24,696
Law	\$396,323	92	\$1,002,038	421	\$532,807	471	\$1,644,729	2,038
Libraries	\$83,583	395	\$598,415	1,279	\$220,692	1,465	\$1,034,271	5,362
Minority Affairs	\$34,371	169	\$85,885	363	\$265,787	328	\$538,889	738
Nursing	\$129,409	256	\$1,013,429	529	\$1,601,620	501	\$3,464,905	1,743
Pharmacy	\$78,004	94	\$1,364,117	482	\$1,633,287	334	\$3,869,407	1,046
President's Funds	\$33,984	182	\$416,087	587	\$176,483	524	\$586,255	1,536
Public Health	\$671,715	130	\$8,348,265	297	\$10,826,737	302	\$16,560,816	754
Social Work	\$10,315	131	\$330,898	242	\$156,426	225	\$3,641,796	832
Student Affairs	\$47,292	333	\$1,246,302	1,019	\$721,211	975	\$5,341,443	2,802
Undergraduate Academic Affairs	\$198,211	56	\$943,659	168	\$419,363	225	\$688,975	640
University Press	\$11,525	32	\$130,005	98	\$110,295	37	\$292,500	169
UW Alumni Association	\$61,038	1,322	\$294,479	6,276	\$292,674	6,270	\$894,199	18,266
UW Bothell	\$19,150	69	\$675,223	175	\$1,030,712	177	\$1,556,176	630
UW Tacoma	\$1,026,328	122	\$1,534,697	334	\$1,272,704	349	\$3,009,562	827
Other University Support	\$127,289	299	\$1,773,936	1,385	\$1,873,285	659	\$5,482,304	2,729
<b>Total<sup>1</sup></b>	<b>\$17,860,065</b>	<b>10,505</b>	<b>\$119,647,843</b>	<b>44,400</b>	<b>\$117,773,842</b>	<b>40,055</b>	<b>\$286,628,819</b>	<b>113,746</b>

<sup>1</sup> The donor total at the bottom of the chart is not a cumulative total of the rows above. The donor total is the number of unique donors who have been credited with a gift to the UW during the given time period.

### FISCAL YEAR COMPARISON OF TOTAL CONTRIBUTIONS



Fiscal Year	Complete Fiscal Year				Year to Date			
	Gifts	Private Grants	Total	Donors	Gifts	Private Grants	Total	Donors
2010-2011	\$38,926,899	\$80,720,943	\$119,647,843	44,400	\$38,926,899	\$80,720,943	\$119,647,843	44,400
2009-2010	\$135,813,022	\$150,815,796	\$286,628,819	113,746	\$41,027,566	\$76,746,276	\$117,773,842	40,055
2008-2009	\$148,364,809	\$175,713,667	\$324,078,477	109,083	\$56,891,087	\$74,939,616	\$131,830,703	40,721
2007-2008	\$180,735,444	\$124,224,214	\$304,959,657	121,447	\$59,530,856	\$66,905,100	\$126,435,956	46,419
2006-2007	\$176,490,215	\$126,399,369	\$302,889,584	105,353	\$47,080,249	\$51,097,282	\$98,177,531	41,262
2005-2006	\$207,744,231	\$115,261,186	\$323,005,417	97,876	\$47,328,278	\$41,920,482	\$89,248,760	36,130
2004-2005	\$151,969,925	\$108,802,371	\$260,772,296	95,227	\$49,499,496	\$41,615,811	\$91,115,307	32,944
2003-2004	\$128,174,367	\$71,603,323	\$199,777,690	91,903	\$40,115,399	\$43,839,685	\$83,955,084	33,564
2002-2003	\$192,573,183	\$118,677,722	\$311,250,905	88,259	\$34,187,163	\$40,154,560	\$74,341,723	33,166
2001-2002	\$137,959,340	\$100,820,547	\$238,779,887	70,560	\$29,673,079	\$36,734,510	\$66,407,590	20,860





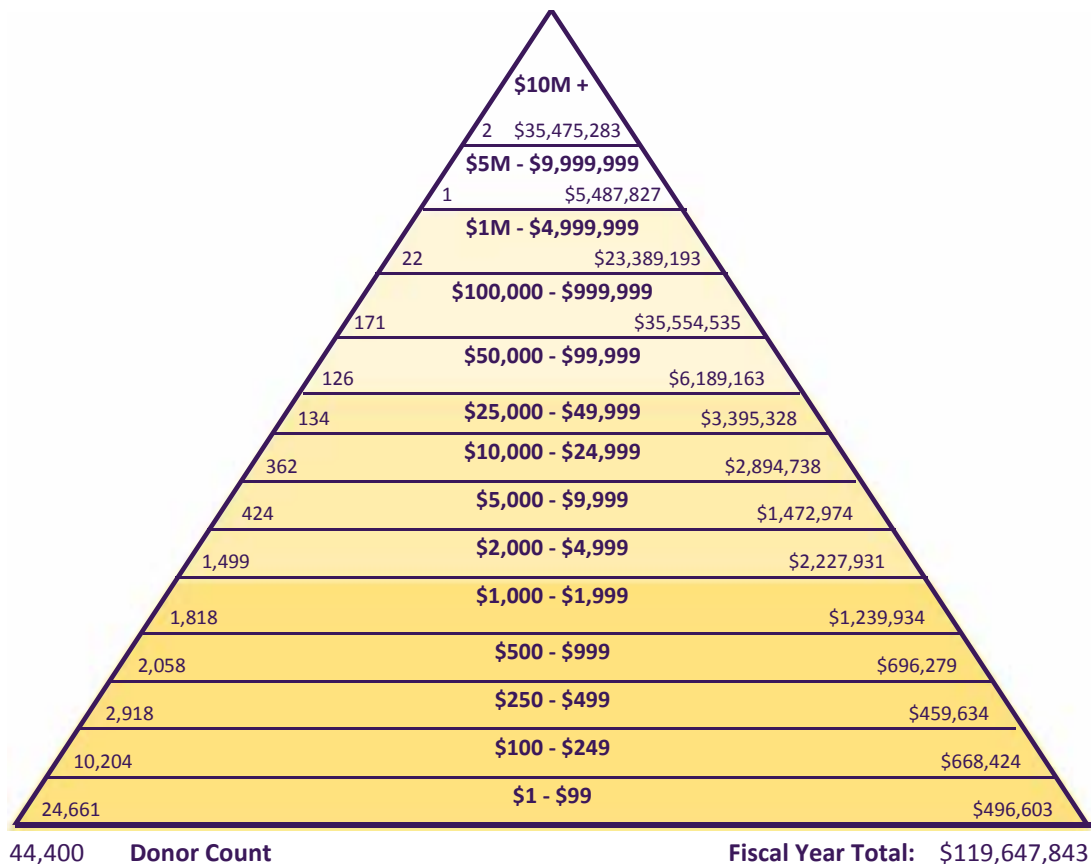
### ANNUAL FUNDING THEME PROGRESS

Theme	Current Use	Year to Date	
		Endowment	Total
Student Support	\$2,815,059	\$4,127,156	\$6,942,215
Faculty Support	\$4,278,419	\$2,734,824	\$7,013,243
Program Support for Faculty and Students	\$90,662,643	\$2,601,872	\$93,264,515
Capital	\$4,525,351	\$360	\$4,525,711
Excellence Funds	\$6,868,953	\$1,033,206	\$7,902,159
<b>Total</b>	<b>\$109,150,424</b>	<b>\$10,497,418</b>	<b>\$119,647,843</b>

### DEVELOPMENT ACTIVITY BY DONOR TYPE

Donor Type	Year to Date		Prior Year to Date		Prior Fiscal Year	
	Donors	Total	Donors <sup>1</sup>	Total	Donors	Total
Alumni	20,387	\$8,400,818	20,078	\$8,715,105	50,992	\$35,117,094
Corporations	935	\$17,381,385	992	\$16,041,055	2,832	\$43,318,033
Family Foundations	57	\$5,832,078	74	\$5,105,154	171	\$13,713,745
Foundations	200	\$44,021,681	192	\$42,526,560	433	\$89,376,760
Non-Alumni	22,536	\$9,187,410	18,457	\$11,325,145	58,737	\$35,745,608
Organizations	285	\$34,824,471	262	\$34,060,822	581	\$69,357,578
<b>Total</b>	<b>44,400</b>	<b>\$119,647,843</b>	<b>40,055</b>	<b>\$117,773,842</b>	<b>113,746</b>	<b>\$286,628,819</b>

### DEVELOPMENT ACTIVITY PYRAMID



<sup>1</sup> Prior Fiscal Year to Date numbers reflect the number of alumni for the reported period based on the state of the data at the end of the prior fiscal year.



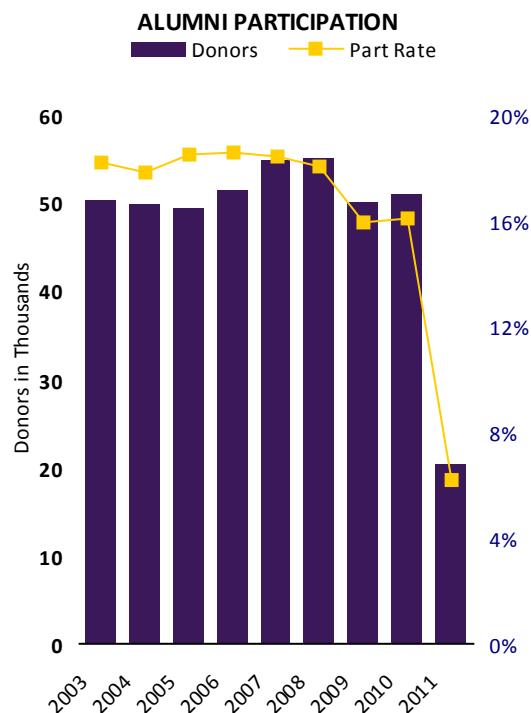
**ANNUAL PROGRESS BY GIVING LEVEL**

Giving Level	Alumni	Non Alumni	Family Fndns.	Corporations	Foundations	Other Orgs.	Total
\$10M +					\$22,404,036	\$13,071,247	\$35,475,283
\$5M - \$9,999,999					\$5,487,827		\$5,487,827
\$1M - \$4,999,999	\$1,194,000	\$0	\$3,410,500	\$5,489,826	\$4,729,214	\$8,565,653	\$23,389,193
\$100,000 - \$999,999	\$1,830,669	\$5,423,965	\$1,663,652	\$7,022,900	\$8,480,725	\$11,132,624	\$35,554,535
\$50,000 - \$99,999	\$675,243	\$686,058	\$282,300	\$1,916,366	\$1,734,976	\$894,220	\$6,189,163
\$25,000 - \$49,999	\$459,057	\$365,109	\$177,036	\$1,242,516	\$655,250	\$496,360	\$3,395,328
\$10,000 - \$24,999	\$619,210	\$468,482	\$218,680	\$856,076	\$338,543	\$393,747	\$2,894,738
\$5,000 - \$9,999	\$518,399	\$325,941	\$56,500	\$340,839	\$92,110	\$139,186	\$1,472,974
\$2,000 - \$4,999	\$1,110,498	\$657,739	\$18,695	\$301,923	\$58,263	\$80,813	\$2,227,931
\$1,000 - \$1,999	\$610,323	\$449,503	\$4,365	\$113,192	\$34,015	\$28,536	\$1,239,934
\$500 - \$999	\$360,944	\$267,660		\$51,687	\$4,415	\$11,573	\$696,279
\$250 - \$499	\$259,632	\$171,367	\$250	\$21,384	\$500	\$6,501	\$459,634
\$100 - \$249	\$420,854	\$224,427	\$100	\$19,082	\$1,190	\$2,771	\$668,424
\$1 - \$99	\$341,990	\$147,160		\$5,593	\$619	\$1,242	\$496,603
<b>Total</b>	<b>\$8,400,818</b>	<b>\$9,187,410</b>	<b>\$5,832,078</b>	<b>\$17,381,385</b>	<b>\$44,021,681</b>	<b>\$34,824,471</b>	<b>\$119,647,843</b>

Giving Level	Alumni	Non Alumni	Family Fndns.	Corporations	Foundations	Other Orgs.	Total
\$10M +					1	1	2
\$5M - \$9,999,999					1		1
\$1M - \$4,999,999	1	4	1	6	5	5	22
\$100,000 - \$999,999	19	47	10	27	31	37	171
\$50,000 - \$99,999	19	32	5	31	25	14	126
\$25,000 - \$49,999	30	27	5	39	18	15	134
\$10,000 - \$24,999	106	122	16	67	24	27	362
\$5,000 - \$9,999	161	152	9	63	16	23	424
\$2,000 - \$4,999	717	609	5	121	19	28	1,499
\$1,000 - \$1,999	826	831	4	100	31	26	1,818
\$500 - \$999	931	1,007		90	7	23	2,058
\$250 - \$499	1,229	1,590	1	74	4	20	2,918
\$100 - \$249	4,635	5,388	1	152	7	21	10,204
\$1 - \$99	11,713	12,727		165	11	45	24,661
<b>Total</b>	<b>20,387</b>	<b>22,536</b>	<b>57</b>	<b>935</b>	<b>200</b>	<b>285</b>	<b>44,400</b>

### ALUMNI PARTICIPATION BY CONSTITUENCY (CURRENT FISCAL YEAR)

Area	Solicitable	To UW		To Unit	
		Year to Date	Part Rate	Year to Date	Part Rate
UW Medicine	19,185	1,608	8.38%	1,340	6.98%
Arts and Sciences	151,787	8,885	5.85%	3,443	2.27%
Business School	39,725	2,971	7.48%	1,373	3.46%
Built Environments	8,496	515	6.06%	236	2.78%
Dentistry	4,650	477	10.26%	335	7.20%
Education	18,092	1,223	6.76%	113	0.62%
Engineering	33,868	2,101	6.20%	1,504	4.44%
Environment	11,635	637	5.47%	226	1.94%
Evans School of Public Affairs	2,747	225	8.19%	54	1.97%
Interdisc. Grad. Programs	2,200	130	5.91%		
Interschool Programs	2,459	227	9.23%		
Information School	4,950	582	11.76%	412	8.32%
Law	8,186	586	7.16%	221	2.70%
School of Nursing	8,909	691	7.76%	394	4.42%
Pharmacy	3,690	362	9.81%	274	7.43%
Public Health	4,683	306	6.53%	63	1.35%
Social Work	6,753	383	5.67%	259	3.84%
UW Bothell	8,069	329	4.08%	57	0.71%
UW Tacoma	9,452	330	3.49%	128	1.35%
Unspecified	9,472	558	5.89%		
<b>ALL UW TOTAL</b>	<b>330,521</b>	<b>20,387</b>	<b>6.17%</b>		



### ALUMNI PARTICIPATION BY CONSTITUENCY (PREVIOUS FISCAL YEAR)

Area	Solicitable	To UW				To Unit			
		Year to Date		FY Total		Year to Date		FY Total	
		Donors <sup>1</sup>	Part Rate	Donors	Part Rate	Donors	Part Rate	Donors	PFY Final
UW Medicine	19,127	1,599	8.36%	3,647	19.07%	1,085	5.67%	2,277	11.90%
Arts and Sciences	146,824	8,266	5.63%	21,644	14.74%	2,885	1.96%	5,915	4.03%
Business School	38,262	3,006	7.86%	7,650	19.99%	1,266	3.31%	2,283	5.97%
Built Environments	8,184	446	5.45%	1,430	17.47%	146	1.78%	567	6.93%
Dentistry	4,540	511	11.26%	1,116	24.58%	334	7.36%	586	12.91%
Education	18,841	1,255	6.66%	3,221	17.10%	120	0.64%	548	2.91%
Engineering	32,965	2,168	6.58%	5,082	15.42%	1,205	3.66%	2,382	7.23%
Environment	17,376	756	4.35%	1,310	7.54%	115	0.66%	616	3.55%
Evans School of Public Affairs	2,496	173	6.93%	602	24.12%	54	2.16%	207	8.29%
Interdisc. Grad. Programs	1,817	119	6.55%	334	18.38%				
Interdisc. Undergrad. Programs	258	9	3.49%	29	11.24%				
Interschool Programs	520	31	5.96%	528	101.54%				
Information School	4,614	491	10.64%	1,009	21.87%	268	5.81%	436	9.45%
Law	7,905	550	6.96%	1,892	23.93%	246	3.11%	1,031	13.04%
School of Nursing	8,644	627	7.25%	1,820	21.06%	251	2.90%	950	10.99%
Pharmacy	3,547	289	8.15%	891	25.12%	176	4.96%	562	15.84%
Public Health	4,580	298	6.51%	776	16.94%	77	1.68%	268	5.85%
Social Work	6,522	367	5.63%	990	15.18%	128	1.96%	416	6.38%
UW Bothell	6,995	293	4.19%	1,003	14.34%	30	0.43%	216	3.09%
UW Tacoma	8,050	277	3.44%	901	11.19%	91	1.13%	306	3.80%
Unspecified	11,600	733	6.32%	1,653	14.25%				
<b>ALL UW TOTAL</b>	<b>317,522</b>	<b>19,297</b>	<b>6.08%</b>	<b>50,992</b>	<b>16.06%</b>				

<sup>1</sup> Prior Fiscal Year to Date numbers reflect the number of alumni for the reported period based on the state of the data on the date this report was run in the prior fiscal year.



The University of Washington Alumni Association is the broad-based engagement vehicle for University Advancement and the University of Washington. Through its strategically designed programs, the UW Alumni Association invites alumni, donors and friends to engage in the life of the UW. Research indicates that engaged alumni and friends are more inclined to support the University and its students. The UW Alumni Association is proud to develop a solid base of support for the University of Washington.



## UWAA Member Giving by Constituency

School	Solicitable Alumni	Member		Alumni Giving	
		Members <sup>1</sup>	Donors	Members	Non Members
UW Medicine	19,185	1,869	484	25.90%	5.57%
Arts and Sciences	151,787	19,045	3,136	16.47%	2.82%
Business School	39,725	7,232	1,246	17.23%	3.51%
Built Environments	8,496	1,151	181	15.73%	2.95%
Dentistry	4,650	1,002	222	22.16%	4.93%
Education	18,092	2,844	477	16.77%	3.18%
Engineering	33,868	4,533	809	17.85%	3.15%
Environment	11,635	1,422	180	12.66%	3.09%
Evans School of Public Affairs	2,747	319	66	20.69%	4.41%
Interdisc. Grad. Programs	2,200	199	32	16.08%	3.30%
Interdisc. Undergrad. Progra					
Interscholar Programs	2,459	563	114	20.25%	4.06%
Information School	4,950	773	200	25.87%	7.68%
Law	8,186	1,042	207	19.87%	3.89%
School of Nursing	8,909	1,312	254	19.36%	4.26%
Pharmacy	3,690	620	162	26.13%	5.37%
Public Health	4,683	394	79	20.05%	4.03%
Social Work	6,753	608	103	16.94%	3.58%
UW Bothell	8,069	838	76	9.07%	1.60%
UW Tacoma	9,452	742	70	9.43%	1.24%
Unspecified	9,472	1,941	260	13.40%	2.03%
Non-Alumni		7,738	2,104	27.19%	
<b>Total</b>	<b>330,521</b>	<b>52,647</b>	<b>9,417</b>	<b>17.89%</b>	

## Alumni Activity

<b>1 in 3.5 registrants at 2010 UW events were UWAA members</b>
<b>1 in 25 registrants at 2010 UW events were UW donors</b>
<b>3 in 4 registrants at 2010 UW events were Solicitable Alumni</b>
<b>1 in 25 UWAA members attended a 2010 UW event</b>
<b>1 in 3 2009-2010 Football/Basketball season ticket holders were UWAA members</b>
<b>1 in 7 UWAA members were 2009-2010 Football/Basketball season ticket holders</b>

## Top 10 Membership by Class Year

Class Year	Part. Rate	Class Year	Population
1955	22.84%	2010	1,703
1954	22.03%	1971	1,096
1946	21.92%	1974	1,068
1953	21.86%	1973	1,061
1959	21.79%	1970	1,036
1956	21.52%	1972	1,024
1950	20.83%	1976	1,020
1952	20.65%	1975	989
1958	20.49%	1977	949
1960	20.42%	1968	902

## Activity Participation - Rolling 3 Year Total<sup>3</sup>

School <sup>2</sup>	Participants	Part. Donors	% Donors	Alum Non-Part.	Alum Non-Par Donor	% Non-Part Donor
Intercollegiate Athletics	2,570	2,522	98.13%			
UW Medicine	3,767	2,865	76.06%	21,109	3,413	16.17%
Arts and Sciences	13,543	3,166	23.38%	141,467	8,005	5.66%
Built Environments	1,544	688	44.56%	7,546	747	9.90%
Business School	6,198	1,675	27.02%	34,990	3,232	9.24%
Dentistry	1,926	760	39.46%	3,005	395	13.14%
Education	1,891	397	20.99%	16,810	905	5.38%
Engineering	2,789	949	34.03%	32,054	3,268	10.20%
Environment	1,288	563	43.71%	11,026	1,075	9.75%
Evans School of Public Affairs	746	289	38.74%	2,201	310	14.08%
Graduate School	389	203	52.19%	2,112	5	0.24%
Information School	740	231	31.22%	4,433	611	13.78%
Law	2,037	883	43.35%	6,635	1,125	16.96%
Libraries	1,120	1,080	96.43%			
Nursing	984	438	44.51%	8,368	1,322	15.80%
Pharmacy	382	227	59.42%	3,522	857	24.33%
Public Health	592	207	34.97%	3,956	368	9.30%
Social Work	811	255	31.44%	6,221	689	11.08%
UW Bothell	750	239	31.87%	7,812	621	7.95%
UW Tacoma	506	224	44.27%	9,268	867	9.35%

<sup>1</sup> Members include paid Annual Members, Lifetime Members, and TPC Level Donors

<sup>2</sup> Activity is based on a unit affiliated Alumni or Donor being labeled as a positive RSVP, host, speaker, or participant at any tracked UW activity.

<sup>3</sup> 3-Years consists of any activity since 7/1/2006

Source: University of Washington Alumni Association



**VII. STANDING COMMITTEES****B. Finance, Audit and Facilities Committee**Actions Taken Under Delegated Authority

Pursuant to the Standing Orders of the Board of Regents, Delegation of Authority, and to the delegation of authority from the President of the University to the Senior Vice President in Administrative Order No. 1, to take action for projects or contracts that exceed \$1,000,000 in value or cost but are less than \$5,000,000, the Administration may approve and execute all instruments.

REPORT OF ACTIONS TAKEN UNDER GENERAL DELEGATED AUTHORITY –  
CAPITAL PROJECT BUDGETS

1. Portage Bay Building Roof Replacement Project No. 202378  
Action Reported: Award of Construction Contract; Budget Adjustment

On November 2, 2010, a construction contract was awarded to Krueger Sheet Metal Company of Spokane, Washington, in the amount of \$980,500 for the Portage Bay Building Roof Replacement (formerly known as Fisheries Center Roof Replacement), Project No. 202378. Thirteen bids were received for this project; the highest bid was \$1,508,000. The budgeted construction cost was \$1,192,725. The project budget was established at \$1,910,000.

Krueger Sheet Metal Company is a roofing and sheet metal contractor based in Spokane, with an office in Seattle. The company was established 64 years ago and specializes in public works and large institutional projects. Krueger has completed projects at the University of Washington as a subcontractor to general contractors and completed replacement of the roof on the Mechanical Engineering Building as a prime contractor in October 2010. Krueger has completed work for other institutions and agencies including: Providence in Everett, Central Washington Hospital in Wenatchee, the Coast Guard, Highline School District, Washington State University, Eastern Washington University, and community colleges around the state of Washington.

This project will replace the roof on the Portage Bay Building that has exceeded its service life. In addition, the work will upgrade penthouse and roof access, provide fall protection devices, abate asbestos on parapets, and upgrade structural supports for rooftop ventilation equipment.

Construction began in November 2010. Completion is forecast for March 2011.

The project budget for the Portage Bay Building Roof Replacement project was established at \$1,910,000. The budget has been reduced to \$1,525,000. The cost

## VII. STANDING COMMITTEES

### B. Finance, Audit and Facilities Committee

#### Actions Taken Under Delegated Authority (continued p. 2)

of construction is lower than planned. Funding is provided by Facilities Services from the 2009-2011 Building Renewal budget.

Budget Summary	Original Approved Budget	Current Approved Budget Forecast Cost To Complete
Total Consultant Services	\$197,377	\$165,464
Total Construction Cost*	\$1,567,241	\$1,234,695
Other Costs	\$29,334	\$27,529
Project Administration	\$116,048	\$97,312
Total Project Budget	\$1,910,000	\$1,525,000

\* Includes construction contract amount, contingencies and state sales tax.

#### 2. Fluke Hall Clean Room for E Beam, Project No. 202916 Action Reported: Project Budget Increase of 10% or more

On October 13, 2010, the forecasted project budget for the Fluke Hall Clean Room project was revised to \$1,035,000, an increase of \$135,000 from the original approved budget of \$900,000. This increase in budget accounts for owner-requested scope to add a new backup cooling system to the newly constructed clean room under the original scope of work, and to relocate an electron microscope from its current location on campus property to Fluke Hall. Savings realized from the original scope partially covers the cost of the added scope.

This project includes installation of a high precision Electronic Beam Lithography System at the ground floor of Fluke Hall. The project requires installation of an ISO Class 5 clean room, associated ISO Class 6 operator clean room and necessary system infrastructure to house and operate the owner-furnished electronic beam lithography equipment.

The construction of the original scope of work began November 2009, and was completed in July 2010, followed by owner occupancy in August 2010. The project schedule was extended to the end of December, 2010 to allow for the implementation of added owner-requested scope of work.

The project funding of \$1,035,000 is provided by College of Engineering.

VII. STANDING COMMITTEES

B. Finance, Audit and Facilities Committee

Actions Taken Under Delegated Authority (continued p. 3)

Budget Summary:	Current Approved Budget	Forecast Cost At Completion
Total Consultant Services	\$170,849	\$208,267
Total Construction Cost*	\$636,972	\$720,595
Other Costs	\$13,560	\$19,223
Project Administration	\$78,619	\$86,915
Total Project Budget	\$900,000	\$1,035,000

\* Includes construction contract amount, contingencies and state sales tax.

3. Odegaard Undergraduate Library Fire Safety, Project No. 202974  
Action Reported: Budget Adjustment

The project budget for the Odegaard Undergraduate Library (OUGL) Fire Safety project was established at \$1,295,000. The budget has been increased to \$1,567,628. Construction change orders were higher than budgeted because the design did not adequately address existing conditions. The Architect/Engineer conducted a representative sample of existing building as-built drawings during the design process and concluded that the as-built drawings accurately reflected existing conditions. The representative sample chosen did not reflect conditions in the majority of the project area, and the construction contractor was required to avoid much more congestion than portrayed in the bid.

This project completely replaces the existing fire alarm system and expands the existing fire protection system to cover the entire Odegaard Undergraduate Library building. The new fire alarm system replaces an obsolete system and will comply with current codes. The kitchen of 'By George' is the only area of the building that previously had fire protection sprinklers. The remaining areas of 'By George,' the Undergraduate Library, miscellaneous offices, and the exit stair in the building that serves the Central Parking Garage will be fully protected at completion of the project.

Construction began in January 2010. Completion is forecast for December 2011.

The project budget is herein established at \$1,567,628. Funding is provided by Environmental Health and Safety from the 2009-2011 Capital Safety budget.

VII. STANDING COMMITTEES

B. Finance, Audit and Facilities Committee

Actions Taken Under Delegated Authority (continued p. 4)

Budget Summary:	Original Approved Budget	Current Approved Budget and Forecast Cost At Completion
Total Consultant Services	\$121,148	\$121,019
Total Construction Cost*	\$1,023,141	\$1,301,655
Other Costs	\$47,797	\$42,040
Project Administration	\$102,914	\$102,914
Total Project Budget	\$1,295,000	\$1,567,628

\* Includes construction contract amount, contingencies and state sales tax.

4. 2010 Phase 1 ESCO Grant Application Project No. 203368  
Establish a Budget and Award of Energy Services Company (ESCO)  
Design and Construction Contract

This project consists of energy projects in three buildings on the Seattle campus: Odegaard Undergraduate Library, Loew Hall and the Power Plant. Facilities Services Campus Engineering conducted energy audits of Loew and Odegaard in early 2010. The University applied for a matching grant from the Washington State Department of Commerce in July 2010, and was given notice of award in August 2010. On November 19, 2010, the University signed a \$3,741,416 ESCO contract with McKinstry Essention to complete this work.

The project will install energy efficiency upgrades to building mechanical, building controls, lighting, and the domestic hot water systems at Odegaard and Loew Hall. Three research technology demonstration solar photovoltaic systems will be installed on the roof of the power plant. This project will reduce both electrical and steam energy costs, as well as demonstrate the feasibility of three different solar voltaic power generation systems.

The University of Washington contracted with McKinstry Essention through an inter-local agreement with the City of Seattle. The City of Seattle selected McKinstry in a competitive process that resulted in an indefinite delivery, indefinite quantity ESCO contract on February 17, 2007.

McKinstry, established in Seattle in 1960, is a full-service mechanical and electrical design and contracting firm with over 1,600 employees. McKinstry has the expertise and capability to deliver consulting, construction, and energy management services. McKinstry has successfully completed a number of



VII. STANDING COMMITTEES

B. Finance, Audit and Facilities Committee

Actions Taken Under Delegated Authority (continued p. 5)

projects at the University of Washington, Seattle campus, including the Chemistry Building ESCO and UW Tower Lighting ESCO.

Design and construction of different elements of the system will be conducted concurrently. Design started in November 2010, and will extend through May 2011. Construction of early elements of the Odegaard library started on December 20, 2010 as required by the Grant. Substantial completion is scheduled for November, 2011. Notice of Award on the grant was issued to the University in August 2010. Contract negotiations continue with the Office of Sponsored Programs and the Department of Commerce. McKinstry has been authorized to proceed but is limited to funding on hand.

Project funding is provided by the following sources:

Department of Commerce Grant	\$1,700,000
Anticipated Utility Rebates	\$927,447
State Lease Purchase Loan	\$1,926,003
Local Funding	\$376,550

Budget Summary:	Current Approved Budget	Forecast Cost At Completion
Total Consultant Services	\$47,846	\$47,846
Total Construction Cost*	\$4,370,337	\$4,370,337
Other Costs	\$168,079	\$168,079
Project Administration	\$343,738	\$343,738
Total Project Budget	\$4,930,000	\$4,930,000

\* Includes construction contract amount, contingencies and state sales tax.

REPORT OF ACTIONS TAKEN UNDER SPECIFIC DELEGATED AUTHORITY – CAPITAL PROJECT BUDGETS

1. Student Housing Phase II: Mercer Hall Project No. 203247  
Action Reported: Selection of General Contractor/Construction Manager (GC/CM)

In June 2010, the Board of Regents approved the use of the alternative public works contracting procedure, General Contractor/ Construction Manager (GC/CM) and delegated authority to the President to award a preconstruction and

## VII. STANDING COMMITTEES

### B. Finance, Audit and Facilities Committee

#### Actions Taken Under Delegated Authority (continued p. 6)

construction contract(s) for the Student Housing Phase II projects, which included Mercer Hall (site 29W/42W), and site 30W.

On October 20, 2010, under Specific Delegated Authority, the Capital Projects Office awarded a Preconstruction Services agreement to W. G. Clark Construction Co. (W.G. Clark) for the Mercer Hall project (the first of the two projects) as the GC/CM. The selection process saw four firms submit qualifications, three firms interviewed, and three firms selected to submit proposals for its Percent Fee and Specified General Conditions cost. The other finalists were Walsh Construction Co. and Andersen Construction Co.

W. G. Clark is currently working on two sites for the University of Washington Student Housing Phase I housing project, Cedar Apartments (site 31W) and Elm Hall (site 32W). They have an extensive portfolio of wood frame multi-family housing construction with numerous projects in the greater Seattle area.

The Mercer Hall Project involves the replacement of the existing Mercer Hall with approximately 930 beds in student-focused apartments in five separate buildings above a 150-200 space below grade parking garage. The project includes study rooms, meeting and lounge spaces, bicycle parking and a coffee roasting café.

Construction is planned to start in July 2011 and be ready for occupancy at the start of Fall Quarter 2013. The estimated project cost is \$113 million. The University's Internal Lending Program will provide project financing with repayment from student rents. We plan to request budget and financing approval at the February 2011 Board of Regents meeting.

#### *Attachment*

GC/CM Selection – Tabulation Form

Student Housing Phase II, Site 29W Project 203247

#### REPORT OF ACTIONS TAKEN UNDER GENERAL DELEGATED AUTHORITY – ACQUISITION OF GOODS AND SERVICES

1. NMR AVANCE Spectrometer System Package  
Action Reported: Under delegated authority the Director of Purchasing, or his designee, has executed the contract with Bruker BioSpin to purchase an 800NMR & 700NMR high performance digital spectrometer system package with probes, rigging/insurance plus training & installation.

## VII. STANDING COMMITTEES

### B. Finance, Audit and Facilities Committee

#### Actions Taken Under Delegated Authority (continued p. 7)

The Department of Chemistry currently has 10 existing Bruker spectrometers. This newer model 800NMR/700NMR spectrometer package will upgrade and expand their existing capabilities. The existing 750NMR console will be used as a trade-in on the 700NMR that is part of this system package.

Order value: \$2,660,500.00 and is tax exempt.

2. Equipment purchase agreement with Philips Medical System  
Action Reported: Under delegated authority the Director of Purchasing, or his designee, has executed an agreement with Philips Medical Systems for the purchase of a SPECT/CT Imaging Equipment for the UW Medical Center Nuclear Medicine Department.

Nuclear Medicine has a need to replace their current CT Scanner with a new SPECT/CT Imaging Equipment. Purchasing Services, working in conjunction with UWMC Nuclear Medicine, had issued a Request for Proposal (MB10-04) for this purpose and awarded to final contract to Philips Medical Systems.

This contract is valued at \$1,292,099.

3. Lease Agreement with First American Equipment Financing  
Action Reported: Under delegated authority the Director of Purchasing, or his designee, has executed an agreement with First American Equipment Finance to fund the equipment purchases of the new Washington Dental Service Building for Early Childhood Oral Health (ECOH)

Purchasing Services, working in conjunction with Asset Liability Management in UW Treasury, issued a Request for Proposal (RKH042810) to secure a finance supplier to fund the purchase of the new dental equipment and supplies for the Pediatric Dentistry ECOH clinic. An eight year lease agreement (2008306 – Schedule No.3) was executed on 10/1/2010.

The lease agreement is valued at \$3,440,311.00 (Principal \$2,621,016.60 plus total interest of \$819,294.50)

4. Contract Awarded to Sirius Computer Solutions, Inc.  
Action Reported: Under delegated authority, the Director of Purchasing, or his designee, has awarded a contract to Sirius Computer Solutions, Inc. to provide replacement equipment and software for the Epic electronic medical records, administrative and financial/billing systems.

## VII. STANDING COMMITTEES

### B. Finance, Audit and Facilities Committee

#### Actions Taken Under Delegated Authority (continued p. 8)

The Epic system is currently used by Harborview Medical Center, University of Washington Medical Center, Seattle Cancer Care Alliance, UW Medicine Neighborhood Clinics, UW Physicians, and Children's University Medical Group. This upgrade will replace servers and storage acquired in 2005 and expands capacity from 1,700 to 3,000 concurrent users.

The contract value is \$3,043,262.

**GC/CM Selection - Tabulation Form**  
**Student Housing Phase II, Site 29W Project #203247**

<b>RFP Proposal Evaluations</b>	<b>Absher/Kitchell</b>	<b>Andersen</b>	<b>W.G. Clark</b>	<b>Walsh</b>
Scorer A	38.5	44.5	49.0	47.0
Scorer B	41.0	41.0	48.0	46.0
Scorer C	30.0	41.0	36.0	44.0
Scorer D	47.0	47.0	49.0	49.0
Scorer E	35.0	32.0	40.0	46.0
Scorer F	31.0	36.0	35.0	47.0
Scorer G	33.0	34.0	41.0	48.0
Scorer H	31.5	35.0	44.0	40.5
Scorer I	36.0	39.0	43.0	48.0
<b>Average Score (max. 50)</b>	<b>35.89</b>	<b>38.83</b>	<b>42.78</b>	<b>46.17</b>

**Interviews**

Scorer A		28.0	33.0	32.0
Scorer B		27.0	28.0	34.0
Scorer C		28.0	24.0	32.0
Scorer D		26.0	30.0	31.0
Scorer E		22.0	26.0	33.0
Scorer F		29.0	27.0	34.0
Scorer G		25.0	24.0	33.0
Scorer H		21.0	27.0	33.0
Scorer I		27.0	23.0	33.0
<b>Average Score (max. 35)</b>	<b>0.00</b>	<b>25.89</b>	<b>26.89</b>	<b>32.78</b>
<b>Total Proposals and Interview</b>		<b>64.72</b>	<b>69.67</b>	<b>78.94</b>

**Final Proposals (MACC 68,500,000.00)**

Contractor's Fee Percentage		4.00%	3.20%	5.00%
Contractor's Fee Amount		\$2,736,575	\$2,192,000	\$3,425,000
Specified General Conditions Amount		\$3,064,753	\$1,975,000	\$1,565,000
Total Bid		\$5,801,328	\$4,167,000	\$4,990,000
Low Conforming Proposal		\$4,167,000	\$4,167,000	\$4,167,000
Difference		\$1,634,328	\$0	\$823,000
Percentage Within Low Proposal		39.22%	0.00%	19.75%
<b>RFP Score (max 25)</b>		<b>0.00</b>	<b>15.00</b>	<b>5.00</b>

<b>Total Score (max. 150)</b>	<b>0.00</b>	<b>64.72</b>	<b>84.67</b>	<b>83.94</b>
-------------------------------	-------------	--------------	--------------	--------------

Final Proposal Scoring Key\*

**Fee and Specified General Conditions Scoring**

Low Conforming Proposal	15
Proposals within 5% of Low Proposal	14
Proposals within 10% of Low Proposal	12
Proposals within 15% of Low Proposal	9
Proposals within 20% of Low Proposal	5
Others	0

VII. STANDING COMMITTEES

B. Finance, Audit and Facilities Committee

Metropolitan Tract Performance Report for the Quarter Ended September 30, 2010

For information only.

*Attachment*

Metropolitan Tract Quarterly Report, Q3 as of 9/30/2010

# Metropolitan Tract Quarterly Report

Q3 as of 9/30/2010

## Q3 Notables:

- The Net Cash Flow as of Q3 2010 is ahead of budget due to slightly higher revenues and unspent capital items which will be completed by year end. At this point we expect the year end results to exceed the 2010 cash flow estimate.
- Unico's YTD 2010 results are about even with 2009 with strong leasing across the portfolio pushing occupancy to 89% by year end.
- The Hotel is up by 0.4% year over year as a result of increased occupancy.
- In early Q4, \$8 million was distributed to the University.

## Market News:

- Office market vacancy declined in Q3 and now rests just above 18%. Market activity continues to improve and tenant lease commitments are on the rise likely due to a perception that the market has hit bottom. There is a general consensus that the office market is stabilizing although no rent growth is expected before late 2011 or early 2012.
- Amazon continues to occupy its new buildings in South Lake Union and Cobalt just leased 100,000 square feet at Union Station. In addition, the Russell Investment Company has completed its relocation from Tacoma bringing 900 employees to downtown Seattle.

## Operations & Cash Flow

(Millions \$ - cash flow basis)

	Q3 2010	YTD 2010	Budget 2010	2009	2008	2007
Rent	4.83	20.97	20.55	25.80	22.94	18.83
Other (Op Savings, Misc)	0.42	0.80	0.07	0.54	1.47	6.58
Revenues <sup>1</sup>	\$ 5.25	\$ 21.77	\$ 20.62	\$ 26.33	\$ 24.42	\$ 25.41
Operating Expenses <sup>2</sup>	\$ (0.96)	\$ (3.93)	\$ (3.72)	\$ (3.84)	\$ (3.50)	\$ (3.73)
Net Operating Income	\$ 4.29	\$ 17.84	\$ 16.90	\$ 22.50	\$ 20.91	\$ 21.68
Non-Operating Expenses	\$ (0.45)	\$ (1.51)	\$ (2.30)	\$ (3.02)	\$ (2.67)	\$ (1.80)
Net Income	\$ 3.84	\$ 16.33	\$ 14.60	\$ 19.47	\$ 18.24	\$ 19.88
Debt Repayment (Borrowing)	\$ -	\$ -	\$ -	\$ -	\$ -	\$ (8.00)
Capital & Tenant Improvements <sup>3</sup>	\$ (0.74)	\$ (4.00)	\$ (6.85)	\$ (3.76)	\$ (12.87)	\$ (11.65)
Net Cash Flow	\$ 3.11	\$ 12.33	\$ 7.74	\$ 15.71	\$ 5.38	\$ 0.23
Distribution to University	\$ -	\$ -	\$ (8.00)	\$ (8.00)	\$ (8.00)	\$ (8.00)
Increase/(Decrease) in Cash	\$ 3.11	\$ 12.33	\$ (0.26)	\$ 7.71	\$ (2.62)	\$ (7.77)

<sup>1</sup> Revenues include rent from tenant leases, operating savings payments from Unico and Leashold Excise Tax receipts from tenants.

<sup>2</sup> Operating Expenses include Leashold Excise Tax payments, earthquake insurance, professional fees and Met Tract Real Estate Office management expenses. Some payments occur in the second half of the year.

<sup>3</sup> Unico and Rainier Tower.

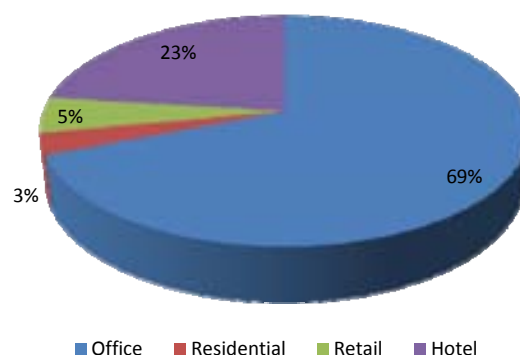
## Assets Under Management

2009	Valuation (Millions \$)	2008
\$338.3M	Office Buildings	\$366.0M
\$110.8M	Olympic Hotel	\$111.0M
\$30.5M	Cobb Building	\$29.0M
\$479.6M		\$505.0M

- Internal Valuation as of 12/31/2009
- UW portion of 2009 value is approx. \$342M
- 2009 decrease driven by higher cap rates and lower market rents
- Key assumptions include lease up rates, TI's, exit cap and discount rates

## Product Type

### Product Type (by RSF)

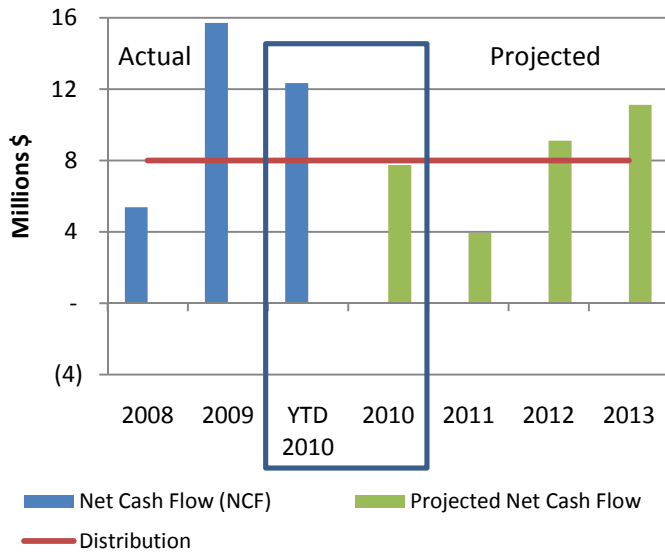


# Metropolitan Tract Quarterly Report

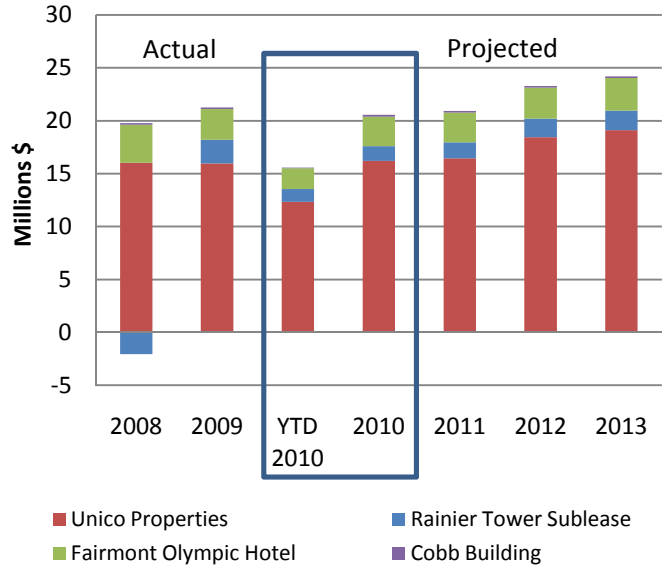
Q3 as of 9/30/2010

Q3

## UW Distribution & Cash Flow



## Total UW Rent Earned



- Distribution has consistently been \$8M / year.
- NCF is impacted by capital expenses. Total 2009 capital was \$3.76M, 2010 capital is projected to be \$6.8M and 2011 capital is projected to be \$10.8M driven by leasing and TIs.
- 2010 is running ahead of budget due to unspent capital costs which will occur before the end of the year.

- Rent earned from each lease; does not include cash flow items or misc. revenue.
- Projected rent is based on Argus model of 12/31/09.
- Rainier Tower Sublease revenue is shown net of direct operating expenses and capital.

## Metropolitan Tract Portfolio



### Unico Portfolio

Rainier Tower	569,155 sf
Financial Center	339,527 sf
Puget Sound Plaza	274,885 sf
IBM Building	225,129 sf
Skinner Building	193,672 sf
<b>Total</b>	<b>1,602,368 sf</b>
Retail Space	141,806
Parking Stalls	744
Lease Expiration:	10/31/2014

### Cobb Building

Residential Units	91
Retail Space	18,717
Lease Expiration:	3/22/2050
<b>Rainier Tower Sublease</b>	
Sublease Space	379,463
Lease Expiration:	10/31/2017

### Fairmont Olympic Hotel

Luxury Hotel Rooms	450
Office Space	15,500
Retail Space	28,000
Parking Stalls	787
Lease Expiration:	10/1/2040



VII. STANDING COMMITTEES

B. Finance, Audit and Facilities Committee

Portage Bay Insurance Annual Report

INFORMATION:

On June 30, 2010, the University’s captive insurance company, Portage Bay Insurance (PBI), completed its eighth year of operation. It is providing all coverage and services envisioned in its 2002 business plan. The following report is for information only.

GOVERNANCE AND MANAGEMENT:

The PBI Board of Directors includes two outside directors and five University employees having significant responsibilities for risk management, liability management and asset management. PBI contracts with the University for claim and risk management services from the Office of Risk Management and for investment services from Treasury. It contracts with Strategic Risk Solutions, a captive management company located in Phoenix, Arizona, to manage and account for its activities.

FY10 ASSET/LIABILITY GROWTH:

PBI provides professional, general, automobile and employment practices liability insurance coverage for the University, its employees and students. Annual premiums are established through an independent actuarial study and are paid by the central administration and self-sustaining units.

Fiscal year financial results are as follows:

	FY10 in millions	FY09 in millions	% Change Inc./.(Dec.)
Premiums Earned	\$11.6	\$11.8	(1.7%)
Losses Incurred	\$9.2	\$12.1	(24%)
Total Assets	\$69.8	\$74.2	(5.9%)
Total Liabilities	\$31.2	\$33.8	(7.7%)
Member’s Equity	\$38.6	\$40.4	(4.5%)

The reduction in losses, assets, liabilities and equity was driven by the settlements of several large claims, consistent with the national and regional trends of increased severity in professional liability losses. Overall, 118 claims were closed in the fiscal year, 37% without any payment to the claimant. Funds are invested in the University’s Invested Funds Pool which had a total return for the fiscal year

## VII. STANDING COMMITTEES

### B. Finance, Audit and Facilities Committee

#### Portage Bay Insurance Annual Report (continued p. 2)

2010 of 6.3%. Milliman, the University's independent actuary, has opined that PBI is adequately funded to meet its liabilities.

#### REINSURANCE:

PBI reinsures against catastrophic losses with London, Bermuda, Swiss and American reinsurers having A.M. Best ratings of A- or better. On July 1, 2010, coverage with limits of \$100 million was renewed for a \$2.5 million premium.

#### REGULATORY AND AUDIT:

KPMG has completed the PBI annual audit with no findings or issues. In 2007, a full regulatory review found PBI in compliance with all requirements of Hawaii, its state of domicile. The next mandated review will be in 2012. The IRS has ruled that PBI qualifies as a 501(c)(3) tax-exempt corporation.

#### PROGRAM ACCOMPLISHMENTS:

After UW Medicine and Northwest Hospital affiliated on January 1, 2010, a study was undertaken to determine whether it was feasible from financial, coverage and program perspectives to provide PBI coverage to Northwest. The results were: that providing professional, general and automobile liability coverage through PBI would save approximately \$2 million in premium annually; that PBI coverage was acceptable to Northwest and its employed practitioners; and that all necessary programmatic changes could be completed prior to January 1, 2011, the expiration date of Northwest's coverage program. Accordingly, PBI coverage for Northwest incepted on January 1, 2011 and is considered to be an early and significant benefit of the affiliation.

#### FY11 GOALS:

The Board of Directors will be completing a risk assessment this year to identify and assess the risks facing PBI, and to prioritize issues for mitigation and monitoring.

## VII. STANDING COMMITTEES

## B. Finance, Audit, and Facilities Committee

Naming of a Proposed Greenhouse and Wetlands Interpretive Center at UW Bothell as the *Sarah Simonds Green Conservatory*RECOMMENDED ACTION:

It is the recommendation of the administration and the Finance, Audit, and Facilities Committee that the Board of Regents approve naming a proposed greenhouse and wetlands interpretive center slated for construction on the UW Bothell campus as the *Sarah Simonds Green Conservatory*.

BACKGROUND:

University of Washington alumnus Dr. Gordon Green has proposed a gift of \$3.5 million to fund construction and operations of a wetlands interpretive center with associated greenhouse and horticultural displays on the UW Bothell campus. The campus would apply \$2.5 million to construction of phase 1 of the wetlands interpretive and education center and retain \$1 million to fund a permanent endowment whose earnings would be used to support the center's operations. At the donor's request and consistent with UW Bothell's Master Plan (reviewed by the Board of Regents on September 16, 2010), the project would consist of a greenhouse, a small horticulture clean-up station, a research lab, a public education center, and one or two classrooms. This project will be sized so that the \$2.5 million capital portion of the gift will cover 100% of costs of construction; this greatly exceeds the minimum of 50% set by the University for donor-related naming.

In honor of his late mother, Dr. Green would like to propose that the University name the center the *Sarah Simonds Green Conservatory*. Both the Green and Simonds families played a prominent role in the history of Bothell. Sarah Green was the first graduate of Bothell High School, and her father, Henry Austin Simonds, was its founder and first principal. Sarah's husband Charles (Gordon's father) founded Green Ford in 1919, the first automobile dealership in the area. Gordon Green attended the University of Washington for two years before continuing his education in California, culminating in a Ph.D. Dr. Green currently resides in San Diego, California.

Dr. Gordon Green's nephew Dr. Ron Green continues to live in Bothell in one of the family's historic homes. Ron Green and his daughter, Tana Green, have been very involved in the gift and the conceptual design of the proposed *Sarah Simonds Green Conservatory*. Dr. Ron Green is a retired secondary-school educator, and Tana is a prominent architect who lives in New York City.

## VII. STANDING COMMITTEES

### B. Finance, Audit, and Facilities Committee

#### Naming of a Proposed Greenhouse and Wetlands Interpretive Center at UW Bothell as the *Sarah Simonds Green Conservatory* (continued p. 2)

#### REVIEW AND APPROVALS:

In accordance with University procedures, the University of Washington Bothell Names Committee, the Chancellor, and the Interim President have reviewed and approved this request.

#### *Attachments*

1. December 6, 2010 Letter from Vice Chancellor Penny to University of Washington Bothell Names Committee;
2. December 7, 2010 Letter from the University of Washington Bothell Names Committee to Chancellor Kenyon Chan;
3. December 8, 2010 Letter of Approval from Chancellor Chan to Interim President Wise with concurrence of Interim President Phyllis Wise

# W UNIVERSITY of WASHINGTON | BOTHELL

Ms. Betsy Tippens  
Chair, University of Washington Bothell Names Committee  
Assistant Vice Chancellor for Information Technologies  
Box 358540, University of Washington Bothell

December 6, 2010

Dear Betsy:

I am writing with regard to a potential donor recognition opportunity on the Bothell campus. The University of Washington Bothell has long desired to construct an interpretive center for the campus' extensive wetlands. To that end, the proposed center is prominently included in the master plan for the UW Bothell recently completed by Thomas Hacker and associates.

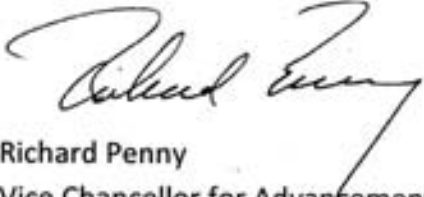
Recently I have been in conversation with a potential donor who is interested in making a gift in the \$2.5 to \$3.5 million range to fund phase 1 of such a center with an associated greenhouse and horticultural displays. It is proposed to use \$2.5 million for construction of phase 1 of our wetlands interpretive and education center and \$1 million will be used to fund an endowment to support the center. At the donor's request and consistent with our phase 1 plans, the building will include a greenhouse, a small horticulture clean-up station, a research lab, public education center, and one or two classrooms. This project will be sized so that the amount of the gift will cover 100% costs of construction; this greatly exceeds the minimum of 50% set by the University for donor-related naming.

Dr. Green would appreciate it if the center were named the *Sarah Simonds Green Conservatory*, in honor of his mother. Both the Green and Simonds families played a prominent role in the history of Bothell. The late Sarah Green was the first graduate of Bothell High School, and her father, Henry Austin Simonds, was its founder and first principal. Sarah's husband Charles (Gordon's father) was the founder in 1919 of Green Ford, the first automobile dealership in the area. Gordon Green attended the University of Washington for two years before continuing his education in California, culminating in a Ph.D.

Would the Names Committee please consider recommending to the Chancellor this proposal for designation of *Sarah Simonds Green Conservatory*?

Thank you.

Sincerely,

A handwritten signature in black ink, appearing to read "Richard Penny". The signature is fluid and cursive, with a long, sweeping tail that extends downwards and to the right.

Richard Penny  
Vice Chancellor for Advancement and External Relations

cc: Kenyon Chan

# **W** UNIVERSITY *of* WASHINGTON | BOTHELL

Dr. Kenyon Chan  
Chancellor  
University of Washington Bothell  
Box 358520

December 7, 2010

Dear Chancellor Chan:

The University of Washington Bothell Names Committee has reviewed a request from Vice Chancellor Richard Penny for support of naming a campus building currently in the planning stages. The campus anticipates the construction of a wetlands interpretive center and greenhouse that will be funded by a gift from UW alumnus Dr. Gordon Green. The proposed name for the building is the *Sarah Simonds Green Conservatory*.

The University of Washington Bothell Names Committee has reviewed and voted in support of this proposal. On behalf of the committee, I respectfully ask that you grant this request and forward it to Interim President Wise for transmittal to the Board of Regent.

Thank you.

Sincerely,



Betsy Tippens  
Assistant Vice Chancellor for Information Technologies

cc: University of Washington Bothell Names Committee  
Richard Penny

Attachment 2

# W UNIVERSITY of WASHINGTON | BOTHELL

December 8, 2010

Dr. Phyllis Wise  
Interim President  
201 Gerberding Hall  
University of Washington  
Box 351230

Dear Interim President Wise:

The University of Washington Bothell Names Committee has received a request to name a campus building currently in the planning stages. The campus anticipates the construction of a wetlands interpretive center and greenhouse that will be funded by a gift from UW alumnus Dr. Gordon Green. The proposed name for the center is the *Sarah Simonds Green Conservatory*.

The University of Washington Bothell Names Committee has reviewed and proposed the name for my approval. On behalf of the campus, I respectfully ask that you grant this request for naming of the *Sarah Simonds Green Conservatory* and forward it to the Board of Regents for their action.


Thank you.

Sincerely,



Kenyon Chan  
Chancellor

cc: University of Washington Bothell Names Committee  
Richard Penny



Concurrence

Phyllis Wise, Interim President

12/10/10

Date



## VII. STANDING COMMITTEES

## B. Finance, Audit and Facilities Committee

Re-Naming of the Arena at Hec Edmundson Pavilion as “Alaska Airlines Arena”RECOMMENDED ACTION:

It is the recommendation of the administration, the Finance, Audit and Facilities Committee, and the University Names Committee that the Board of Regents approve renaming the Arena located in Hec Edmundson Pavilion as “Alaska Airlines Arena.”

BACKGROUND:

The Arena at Hec Edmundson Pavilion was previously named “Bank of America Arena” pursuant to a contractual naming rights agreement between Intercollegiate Athletics (ICA) and the Bank of America. This agreement was for a ten year term and expired in April of 2010, and will not be renewed with the Bank of America. The agreement with the Bank of America provided for an annual cash payment of \$500,000, for a total of \$5 million, to ICA over the ten year term.

Prior to seeking a new naming rights partner for the Arena, ICA retained the services of an independent consulting firm, Navigate Marketing, Inc., to evaluate the market value of the naming rights for the Arena. Navigate Marketing concluded that the naming of the Arena and placement of a logo on the court was fairly valued at \$600,000, per year. The report prepared by Navigate Marketing illustrates that the valuation of naming rights opportunities varies widely throughout the country based upon local economies and market influences. Their research does demonstrate, however, that a \$600,000 annual price is well-supported by the Western Washington economic outlook and is realistic based upon other recent naming rights agreements executed nationally.

ICA staff held several exploratory conversations with local and national businesses who expressed interest in the naming of the Arena. Ultimately, Alaska Airlines offered \$400,000, per year in cash; \$25,000, per year in trade (travel benefits); 20 MVP Gold memberships valued at \$5,000-10,000, each; and \$175,000, per year to activate additional sponsorship opportunities in conjunction with IMG Collegiate.

IMG Collegiate is the third-party media rights holder for ICA which markets and sells broadcast rights (with the exception of television) and sponsorship opportunities to interested parties on behalf of the ICA. Alaska Airlines is committed to purchasing radio advertising spots, in-arena advertising, and print and web ads through IMG Collegiate. IMG Collegiate compensates ICA through

## VII. STANDING COMMITTEES

### B. Finance, Audit and Facilities Committee

#### Re-Naming of the Arena at Hec Edmundson Pavilion as “Alaska Airlines Arena” (continued p. 2)

an annual revenue guarantee. The \$175,000, paid to IMG by Alaska Airlines for the purchase of additional sponsorship inventory will either contribute to the annual guaranteed compensation IMG pays to ICA, or, if the contractual revenue sharing threshold is met, will be paid to ICA though a 50% revenue sharing plan.

The value of this package to ICA exceeds \$612,500, per year, for a term of five years. The value of what Alaska Airlines is paying to ICA and its contractual partners exceeds \$700,000 per year.

The re-naming of the Arena is a unique situation for the University of Washington in that this is not a newly constructed or renovated building, but an existing facility that has previously been subject to a naming agreement. The current naming policies which guide University groups do not take into account circumstances that are, essentially, a “re-naming” of an existing facility. The University Names Committee has taken the current proposal under consideration and, in agreement with Interim President Phyllis Wise, has recommended that the naming of the Arena at Hec Edmundson Pavilion as Alaska Airlines Arena be approved.

#### *Attachments*

1. December 15, 2010 Letter of Approval from Names Committee to Interim President Wise, with concurrence of Interim President Wise.
2. January 4, 2011 Letter from Names Committee to Scott Woodward

**W**

UNIVERSITY COLLEGE OF 224 GOULD HALL  
OF BUILT BOX 355726  
WASHINGTON ENVIRONMENTS SEATTLE, WA 98195-5726

OFFICE OF THE DEAN

December 15, 2010

Phyllis M. Wise  
Office of the President  
University of Washington  
301 Gerberding Hall, Box 351230

Dear President Wise,

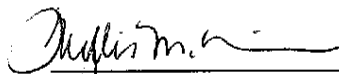
The University Names Committee has reviewed the proposal from Director of Athletics Scott Woodward recommending that the Bank of America arena at Hec Edmundson Pavilion be renamed "Alaska Airlines Arena at Hec Edmundson Pavilion" for a period of five years. Director Woodward proposes the university confer these naming rights to acknowledge important private support for ICA from a company that has a strong local and regional presence and an extensive history with the department.

The University Names Committee has reviewed and approved the proposal. On behalf of the committee, I respectfully ask that you grant this request.

Sincerely,



Daniel S. Friedman  
Dean  
Chair, Names Committee

 1/3/11  
\_\_\_\_\_  
Phyllis M. Wise, President Date

Copies: V. Warren  
University Names Committee

F-9.1/201-11  
1/20/11

WWW.BE.WASHINGTON.EDU  
T 206 543 7679  
F 206 543 2463

ATTACHMENT 1

**W**

UNIVERSITY COLLEGE OF 224 GOULD HALL  
OF BUILT BOX 355726  
WASHINGTON ENVIRONMENTS SEATTLE, WA 98195-5726

OFFICE OF THE DEAN

January 4, 2011

Scott Woodward  
Director of Athletics  
Graves Hall, Box 354070  
University of Washington

Dear Scott,

I am pleased to inform you that President Wise concurs with the Names Committee recommendation for approval of your request to rename the Bank of America arena at Hec Edmundson Pavilion the "Alaska Airlines Arena at Hec Edmundson Pavilion" for a period of five years.

As you know, final approval of the naming of exterior campus space rests with the Board of Regents (UW Handbook, Vol. 4, Chap. 10, Sect. 1). Typically such requests for regental approval issue from the nominating university office, and so we invite you to review the full instructions at <http://www.washington.edu/regents/meetings/saf.html>.

If I can be of any further assistance, please consider me at your service.

Sincerely,



Daniel S. Friedman, Ph.D., FAIA  
Dean and Chair, University Names Committee

copies: University Names Committee  
V'ella Warren, Box 354998

F-9.2/201-11  
1/20/11

WWW.UW.WASHINGTON.EDU  
T 206 543 7679  
F 206 543 2463

ATTACHMENT 2

wəʔəbʔaltx<sup>w</sup>  
(Intellectual House)

Board of Regents Update  
January 20, 2011

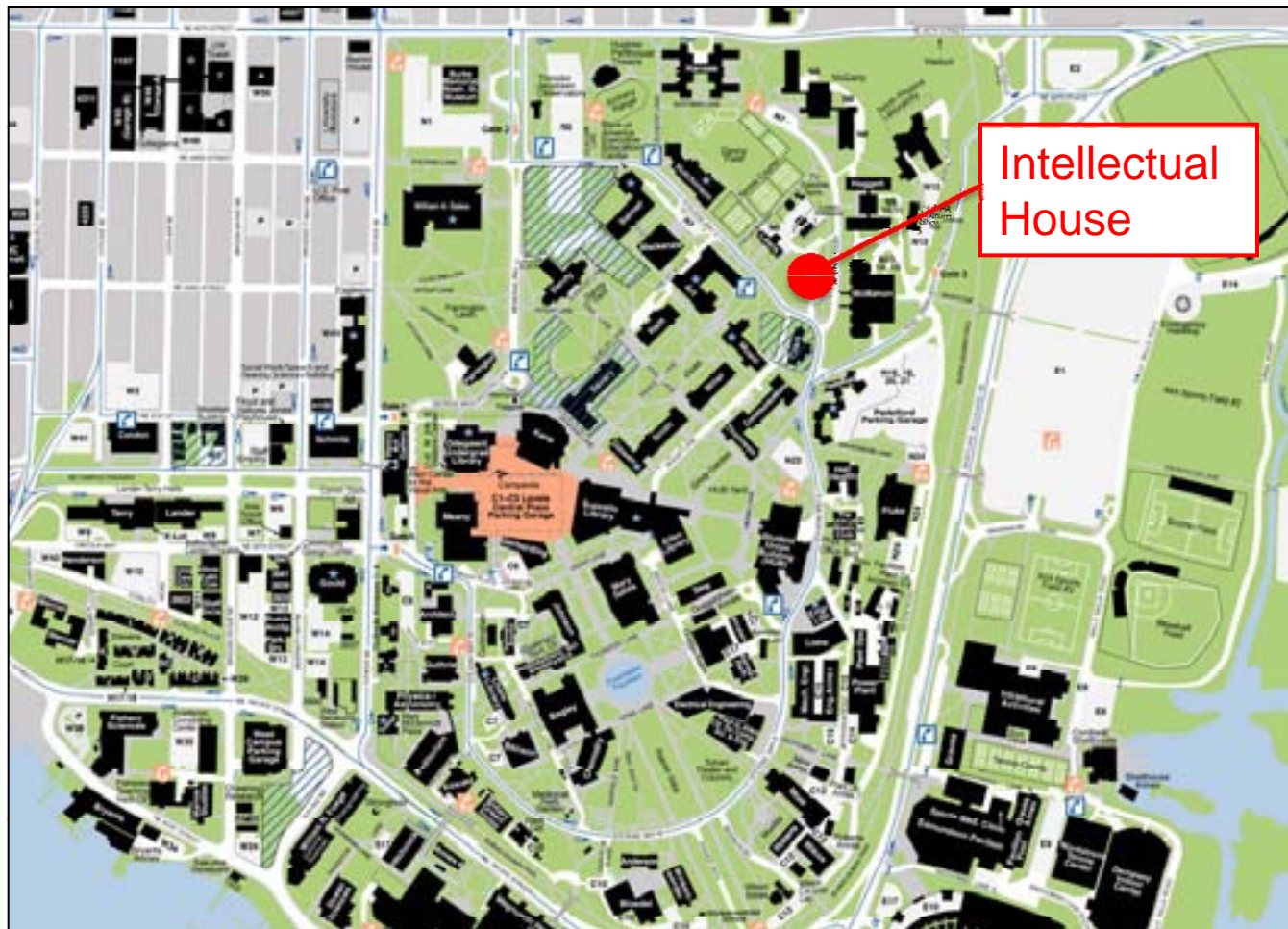
## Project Timeline

- Project Initiation – 35 Year Vision
- First Tribal Summit - 2007
- Architects Selected – September 2009
- Predesign Completed – June 2010
- Building Renaming – September 2010
- Deadline for Raising Funds – December 2011
- Design – July 2011 thru December 2012
- Construction – 2013 - 2014

## Key Design Elements

- Coast Salish Architectural Style
  - Exposed peeled poles
  - Wood exterior walls
  - Generous glazing
- Contemporary expression of “longhouse” culture
- Large interior gathering space
- Outdoor teaching and gathering spaces (circle is important)
- Ceremonial spaces (interior and exterior)
- Multipurpose Meeting Spaces
- Native Art Lab and Elder’s Lounge
- Water
- Honor the site

## Campus Location





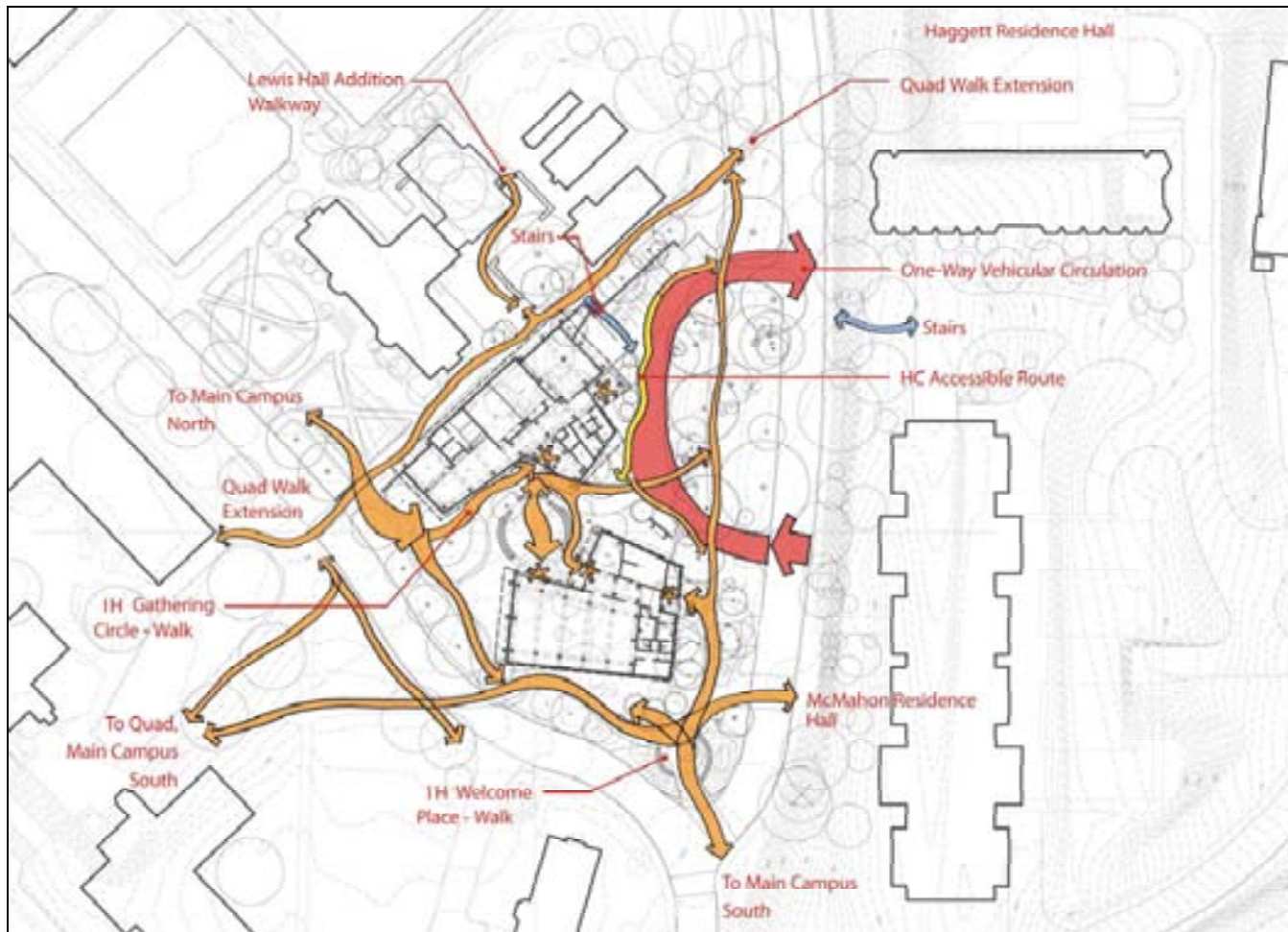
## Aerial Photo of Site



# Proposed Site Plan



# Circulation Patterns




## Floor Plans



## View from Stevens Way Towards Gathering Circle



## View Looking Northwest Towards Student Building from Whitman Court



## View to North from Stevens Way & Whitman Court



## Aerial View Looking North





## Model View Looking Northwest



## Model View Looking North



**VII. STANDING COMMITTEES****B. Finance, Audit and Facilities Committee**Metropolitan Tract – 2011 Unico Capital Expenditure BudgetRECOMMENDED ACTION:

It is the recommendation of the administration and the Finance, Audit and Facilities Committee that the Board of Regents approve reimbursement of up to \$4.28 million in capital expenditures by Unico Properties, LLC, for capital and tenant improvements requested in its 2011 Capital Expenditure Plan for the buildings on the Metropolitan Tract. The \$4.28 million is comprised of up to \$2.13 million for capital improvements and up to \$2.15 million for tenant improvements.

CAPITAL IMPROVEMENTS:

Capital projects are proposed by building, and are prioritized by life safety, rent enhancement and energy savings potential.

The recommended 2011 capital improvement reimbursement is \$2.13 million. These investments are intended to improve the quality of the buildings in order to be competitive in the leasing market, as well as enhance energy efficiency and promote sustainability. The 2011 capital improvements are primarily focused on upgrading outdated ceiling and lighting systems, continuing to extend sprinkler systems, and improving vacant tenant space for lease.

TENANT IMPROVEMENTS:

The lease with Unico requires the University to reimburse Unico for tenant improvements subject to achieving agreed upon rent and return thresholds in accordance with an annual Tenant Improvement Plan consistent with “Seattle Market Standards.” The University undertakes a collaborative effort with Unico each year to establish the Tenant Improvement Plan. Each lease then completed during the year is measured against the budget established as part of the Tenant Improvement Plan prior to approval of reimbursement of the tenant improvement costs.

The recommended 2011 tenant improvement reimbursement is \$2.15 million. This amount is based on anticipated leasing of existing vacant space and leases due to expire in 2011, and the anticipated amount of investment necessary for occupancy of this space by new tenants. However, it is likely that actual expenditures will be less than this amount unless all budgeted leasing is achieved. Budgeted leasing during

VII. STANDING COMMITTEES

B. Finance, Audit and Facilities Committee

Metropolitan Tract – 2011 Unico Capital Expenditure Budget (continued p. 2)

2011 is based on projected leasing of approximately 236,000 square feet and an average tenant improvement investment of \$31.00/sf.

2011 BUDGET vs. 2010:

<b>2011</b>	<b>Capital Improvements</b>	<b>Tenant Improvements</b>	<b>Total Capital Expenditures</b>
Rainier Tower & Square	<b>498,163</b>	<b>887,295</b>	<b>1,385,458</b>
Financial Center	<b>76,641</b>	<b>224,853</b>	<b>301,494</b>
IBM Building	<b>759,861</b>	<b>326,250</b>	<b>1,086,111</b>
Puget Sound Plaza	<b>629,230</b>	<b>584,485</b>	<b>1,213,715</b>
Skinner Building	<b>140,941</b>	<b>124,160</b>	<b>265,101</b>
Met Tract Studies	<b>25,000</b>	<b>-</b>	<b>25,000</b>
<b>TOTAL</b>	<b>2,129,836</b>	<b>2,147,043</b>	<b>4,276,879</b>

<b>2010</b>	<b>Capital Improvements</b>	<b>Tenant Improvements</b>	<b>Total Capital Expenditures</b>
Rainier Tower & Square	<b>435,993</b>	<b>1,869,550</b>	<b>2,305,543</b>
Financial Center	<b>912,938</b>	<b>584,020</b>	<b>1,496,958</b>
IBM Building	<b>245,696</b>	<b>290,315</b>	<b>536,011</b>
Puget Sound Plaza	<b>285,848</b>	<b>1,264,696</b>	<b>1,550,544</b>
Skinner Building	<b>39,183</b>	<b>410,661</b>	<b>449,844</b>
Met Tract Studies	<b>25,000</b>	<b>-</b>	<b>25,000</b>
<b>TOTAL</b>	<b>1,944,658</b>	<b>4,419,242</b>	<b>6,363,900</b>

The decrease from 2010 to 2011 relates to both the completion of significant projects and space build-out in 2010 as well as conservative lease up estimates for 2011.

REVIEW AND APPROVALS:

This recommendation has been reviewed by the Senior Vice President, the Chief Real Estate Officer, and the Advisory Committee on Real Estate (ACRE).

VII. STANDING COMMITTEES

B. Finance, Audit and Facilities Committee

Advisory Committee on Real Estate (ACRE) Update

There will be an oral report for information only.

VII. STANDING COMMITTEES

B. Finance, Audit and Facilities Committee

University of Washington Investment Committee (UWINCO) Update

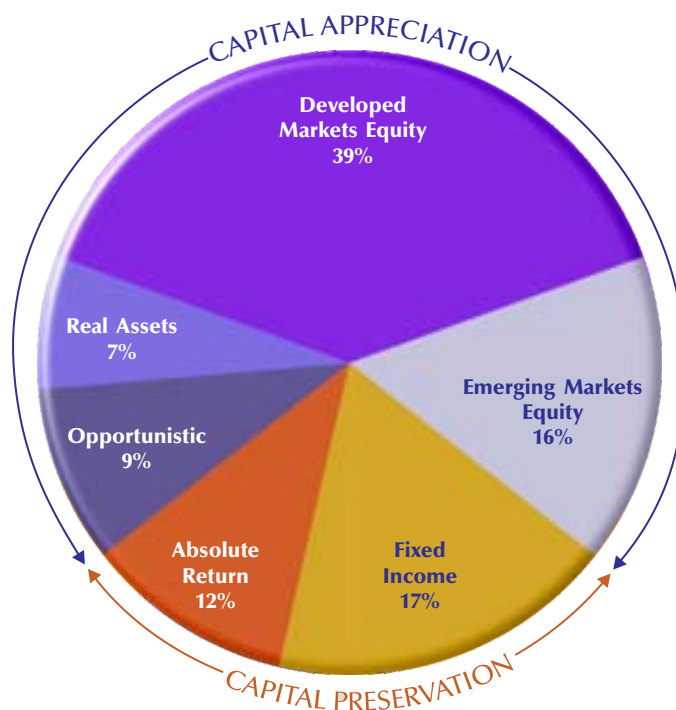
There will be an oral report for information only.

*Attachment*

Consolidated Endowment Fund Asset Allocation as of November 30, 2010

# Consolidated Endowment Fund<sup>1</sup> Asset Allocation

\$2,037m as of November 30, 2010



	CURRENT ALLOCATION (\$m)				POLICY TARGET		
	PUBLIC		PRIVATE		TOTAL		
Emerging Markets Equity	\$312	15%	\$28	1%	\$340	16%	17%
Developed Markets Equity	\$555	27%	\$236	12%	\$791	39%	36%
Real Assets	—	—	\$137	7%	\$137	7%	11%
Opportunistic	\$56	3%	\$121	6%	\$177	9%	6%
<b>Capital Appreciation</b>	<b>\$924</b>	<b>45%</b>	<b>\$522</b>	<b>26%</b>	<b>\$1,442</b>	<b>71%</b>	<b>70%</b>
Range: 55%–85%							
Absolute Return	\$235	12%	—	—	\$235	12%	15%
Fixed Income <sup>2</sup>	\$356	17%	—	—	\$356	17%	15%
<b>Capital Preservation</b>	<b>\$591</b>	<b>29%</b>	<b>—</b>	<b>—</b>	<b>\$591</b>	<b>29%</b>	<b>30%</b>
Range: 15%–45%							
<b>Total Consolidated Endowment Fund</b>	<b>\$1,515</b>	<b>74%</b>	<b>\$522</b>	<b>26%</b>	<b>\$2,037</b>	<b>100%</b>	<b>100%</b>

<sup>1</sup> At 9/30/10—international exposure: 35%, foreign currency exposure: 34%

<sup>2</sup> Includes allocation to cash

VII. STANDING COMMITTEES

B. Finance, Audit and Facilities Committee

Washington State Arboretum Master Plan Update

There will be an oral report for information only.



# Washington Park Arboretum Master Plan Update

Board of Regents Presentation  
Lisa Graumlich, Dean  
College of the Environment  
January 20, 2010

# WPA Spring



# WPA Master Plan Update

- ▶ Arboretum is remarkable asset
- ▶ This is turning point for Arboretum
- ▶ Investment in the Arboretum will insure that living assets will be sustained and improved over time
- ▶ “The Arboretum is a world treasure”—New Zealand Prime Minister

# WPA Summer

# WPA Master Plan Update

## ▶ Previous updates

- Plan approved by Regents and City Council in 2001
- Partners in implementation are UW, Seattle Parks, and the Arboretum Foundation
- Plan improves education and research opportunities for faculty and students at UW as well as education and recreational opportunities for the citizens of the PNW
- Updated the City Council on July 15, 2010

## ▶ Today's update

- Progress and costs
- Participation in 520 mitigation planning

# WPA Fall



# WPA Master Plan Update

## ▶ Projects reported to BOR in 2008

- Partial Restoration of Duck Bay – \$1.23M (City of Seattle)
- Wayfinding Plan – \$135K (UW)
- Irrigation improvements – \$1M (Pro Parks Levy)
- Pacific Connections Gardens Phase I – \$2.2M (Arboretum Foundation); \$500K (Levy); \$50K (UW)
- Japanese Garden entry – \$1M (Arboretum Foundation); \$800K (Levy)

# WPA Winter

A photograph of a winter landscape. The scene is dominated by large, dark evergreen trees heavily laden with snow. In the foreground, a path or road is covered in a thick layer of snow. To the right, a small, snow-covered bush or tree stands near a curved path. The overall atmosphere is serene and cold.



# WPA Master Plan Update

- ▶ Changes since September 2008
  - Pacific Connections Gardens/Gateway to Chile – \$547K (\$281K – Arboretum Foundation; \$263K – Parks Levy) **Completed October 2010**
  - Pacific Connections Gardens/New Zealand plants – \$263K (Arboretum Foundation) **In progress**
  - .75 FTE UW gardener – \$40K/year (Arboretum Foundation)

# WPA /SR520 – Before

Aerial of Montlake neighborhood from west, Seattle, 1937



F-14/201  
1/20/11

0 of 13

# WPA /SR520 – After

Aerial of Evergreen Point Bridge under construction from west, Seattle, 1963



# Washington Park Arboretum Mitigation Plan

- ▶ Required by Engrossed Substitute Senate Bill 6392
- ▶ Final plan submitted to Governor by WSDOT on December 22, 2010
- ▶ Developed in coordination with the Arboretum and Botanical Garden Committee, UW and City Parks
- ▶ Seeks to minimize direct and indirect impacts on WPA
- ▶ Reprioritizes projects within the WPA Master Plan for implementation

WPA

VII. STANDING COMMITTEES

B. Finance, Audit and Facilities Committee

2010 Independent Auditor's Report on the UW Financial Statements - KPMG

For information only.

*Attachment*

The 2010 Annual Report will be available on-line at [www.annualreport.uw.edu](http://www.annualreport.uw.edu) after the meeting of the Board, subject to the Board's acceptance of the report.

VII. STANDING COMMITTEES

A. Academic and Student Affairs Committee

*In Joint Session with*

B. Finance, Audit and Facilities Committee

Update on State Budget Outlook

There will be an oral report for information only.

## Update on State Budget Outlook

Office of Planning & Budgeting  
Paul Jenny, Vice-Provost

January 20, 2011



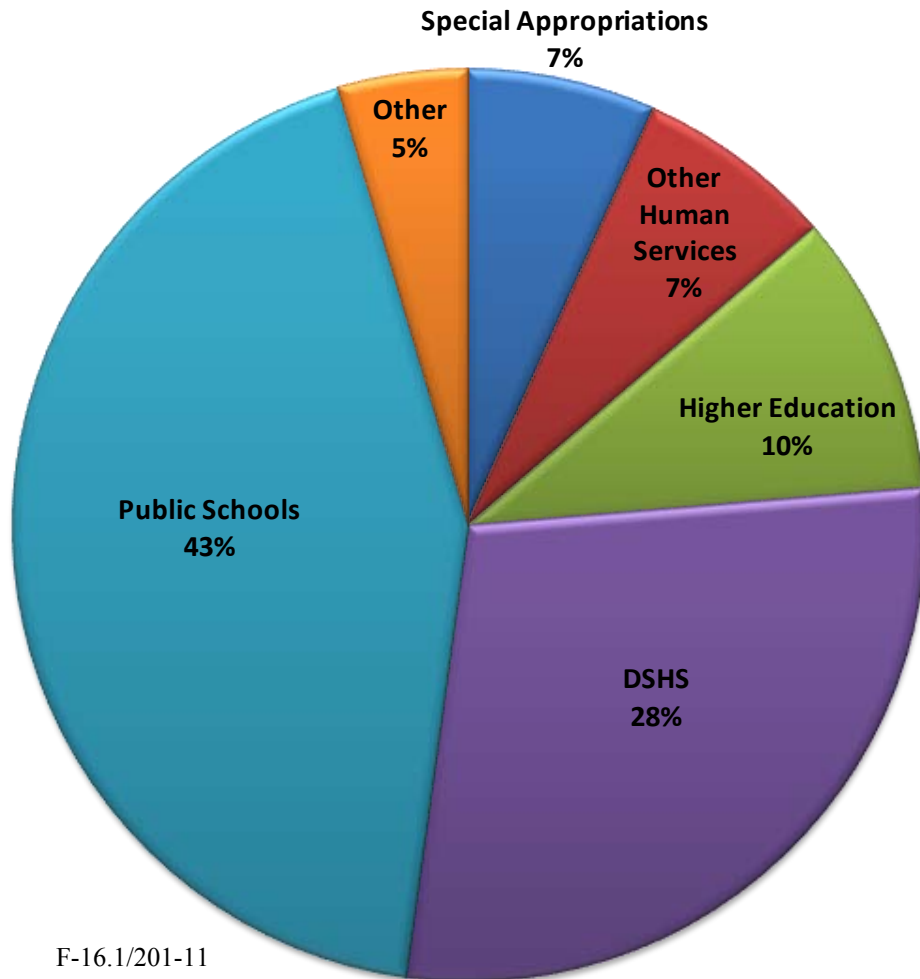
# A Closer Look at the State Deficit for 2011-13



- Quarterly revenue forecasts and monthly revenue collections indicate **slow, timid growth**.
- Most recent revenue forecast (Nov.) predicted a nearly **\$4.7 billion** deficit for 2011-13 (FY12 & FY13).
- The **GF-S deficit** is **roughly** five times the size of higher education appropriations.

# Funding Trends

2009-11 NGF-S Operating Appropriations by Major Area  
(after December Special Session)



How has **higher education** funding changed over time?  
Smaller share of smaller budget.

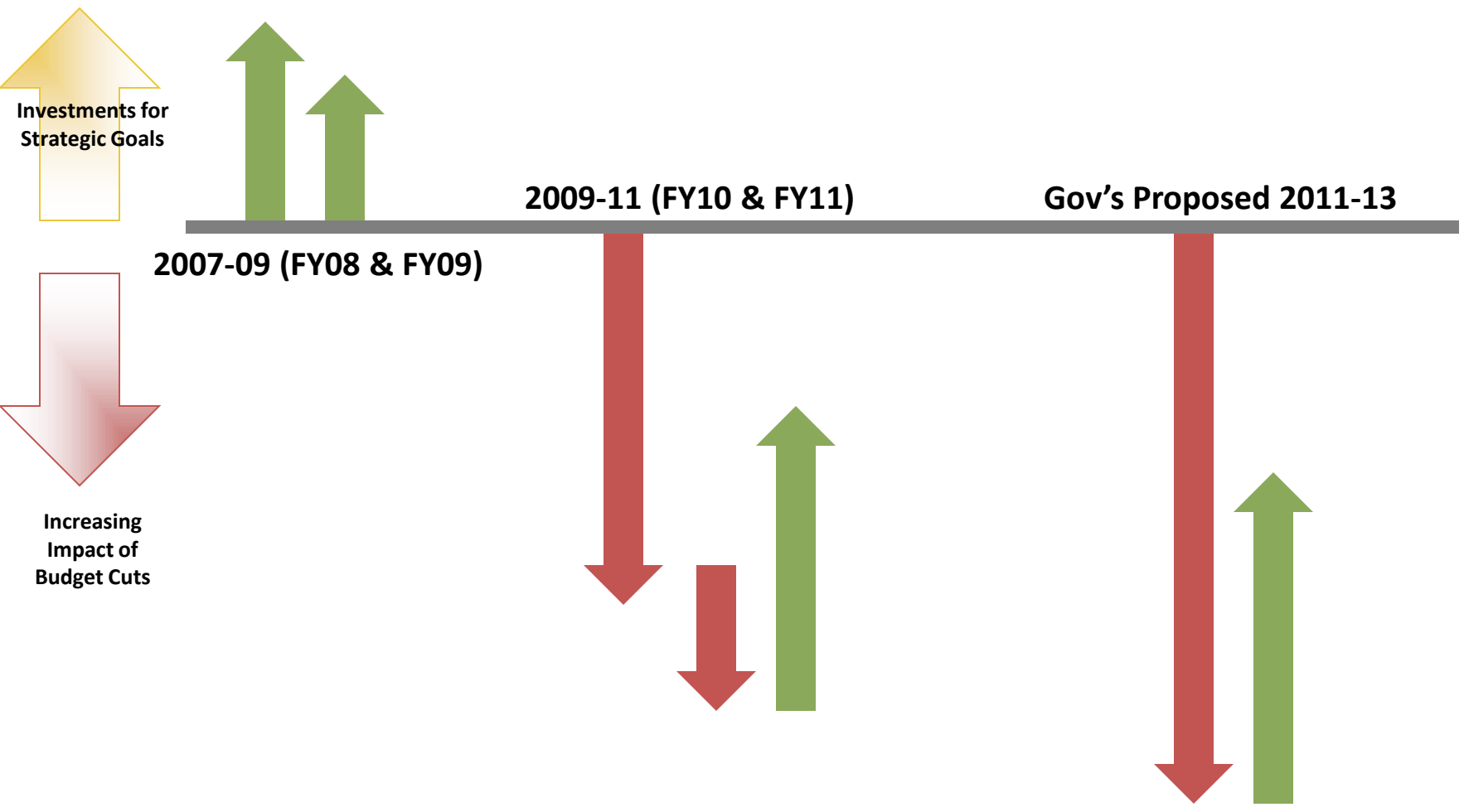
# Funding Trends

- Biennial funding for higher education institutions has been **cut by \$500 million since 07-09**. Current GF-S (excluding Ed. Legacy) is at 1999-01 levels.
- The Governor's proposed 2011-13 budget would **cut our institutions another \$360 million**, leaving higher ed GF-S support of approximately **\$1B as part of a proposed \$32.1 billion state budget**.

# Funding Trends

- To put this in perspective, our institutions received over **\$1B in GF in 1989-91** when total GF-S spending was **\$12.7 billion**.
- By the end of the 2011-13 biennium, the state share of funding per student FTE (for student FTE at all colleges) will have dropped from **70% a decade ago to nearly 30%**.

# Funding Trends



# Governor's Proposal (FY12 & FY13)



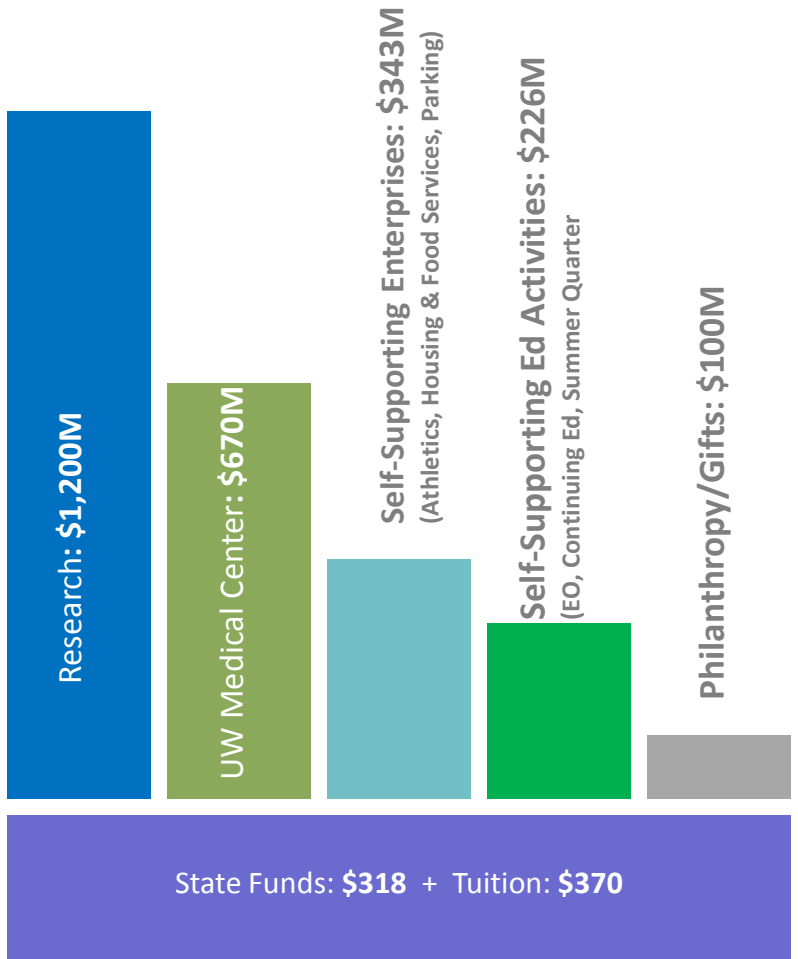
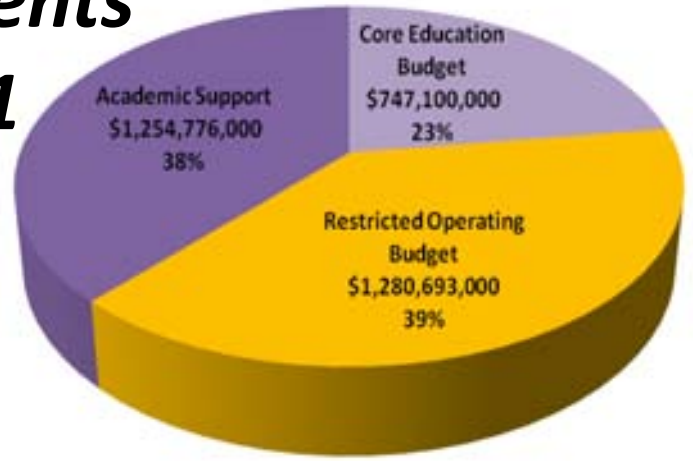
	<b>2009-11</b>
Adjusted Current Biennium	\$583,811
	<b>2009-11</b>
Maintenance Level <sup>1</sup>	\$634,977
09-11 Estimated Tuition	\$713,060
Total 09-11 ML and Tuition	\$1,348,037
	<b>2011-13</b>
<b>TOTAL REDUCTION</b>	<b>-\$189,818</b>
	<b>2011-13</b>
Tuition Increments <sup>1</sup> for the Biennium	\$98,383
	<b>2011-13</b>
Net General Fund (ML)	\$445,159
Net Tuition	\$811,443
ALL Tuition + State Biennium	\$1,256,602
	<b>2011-13</b>
State to State (ML)	-29.9%
ALL CAT Tuition Increment+State to State ML	-14.4%
All Tuition Rev+State to ML & Tuition (09-11)	-6.8%

The Governor's Budget **cuts core education funding by 30%**. When offset by proposed **tuition increases, the cut is 7%**.

# Effect of Gov's Proposal on UW FY12 Expenditures



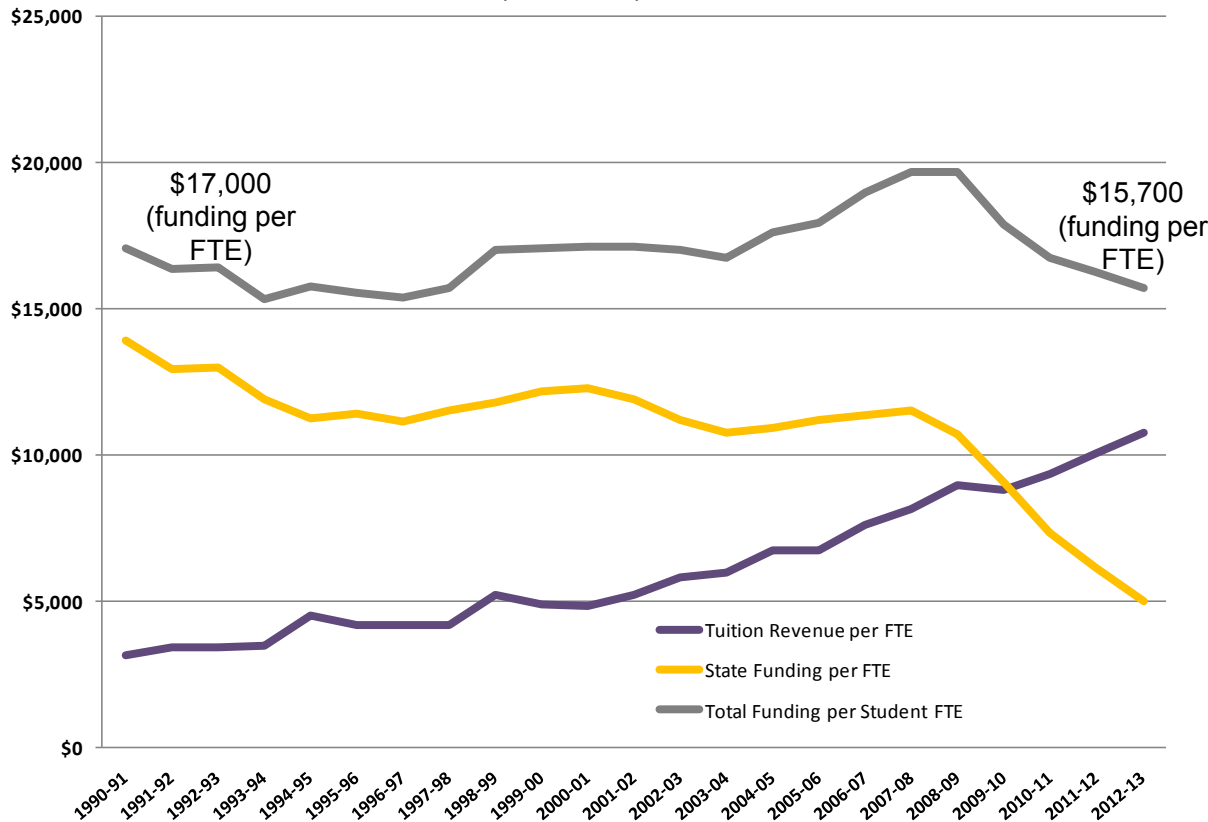
## Regents FY11



# Educational cost continues to shift to students and families while total funding remains constant



Funding per FTE Student to 2011-13 Under the Governor's Proposed Operating Budget  
 Budget  
 (in 2013 Dollars)



Total Funding Per student FTE (or “cost” per FTE) has remained fairly **constant at the UW**, the burden of cost has **shifted to students.**

Note: The state funding curve includes the Governor's proposed 2011-13 Operating Budget.



# Comparing the 2009-11 Budget to the Governor's Proposed 2011-13 Budget



## 2009-11

**-\$132 Million** State Budget Cut (25%)  
**+\$75 Million** New Tuition Revenue  
**-\$57 Million** Net Budget Cut (6%)

## 2011-13 (Proposed)

**-\$189 Million** State Budget Cut (30%)  
**+\$98 Million** New Tuition Revenue  
**-\$91 Million** Net Decrease in Revenue (7%)

- Under the Governor's proposal, the UW will have lost *half* of its state funding in a few years \$400M (FY08) → \$200M (FY13).
- Proposed tuition increases will not fully mitigate budget reductions, necessitating additional cuts.
- Demand for a UW education is at an all-time high. Applications for the 2010-11 school year were at record levels.



# Impacts and Efficiencies

## Major Impacts

Eliminated 950 jobs.

Froze enrollment for resident undergraduates.

Closed/eliminated 12 degree programs; 14 MA programs now self sustaining.

Increased advisor load by 180 students.

Closed 384 undergraduate lecture sections and 130 small group sections.

Closed 4 Writing/Tutoring centers and 2 computer labs (loss of 1/3 student workstations).

Closed 1 library, reduced library hours, and canceled subscriptions to over 1,200 journals.

## Innovation and Efficiency

Developed lab simulations for science courses that allow us to teach more students while maintaining a high level of interaction.

Developed hybrid (part-online) courses allowing faculty to teach more students while developing individualized programs.

Vitalized 20% of servers, moved UW email to the cloud.

\$32M savings for large-volume purchases and electronic procurement in 2010.

\$300,000 annual savings with elimination of two AVP positions on the Finance & Facilities Exec Team.

# Impacts of Proposed Budget Reductions



Like the Legislature, the University is left with difficult decisions for implementing additional budget cuts.

Under the Governor's proposal, we will have to consider:

- Decreasing access for Washington residents
- Closing whole programs and schools
- Major reductions in student/faculty services
- Significant reductions in jobs for state
- Decline in educational quality that will permanently affect the state and the UW

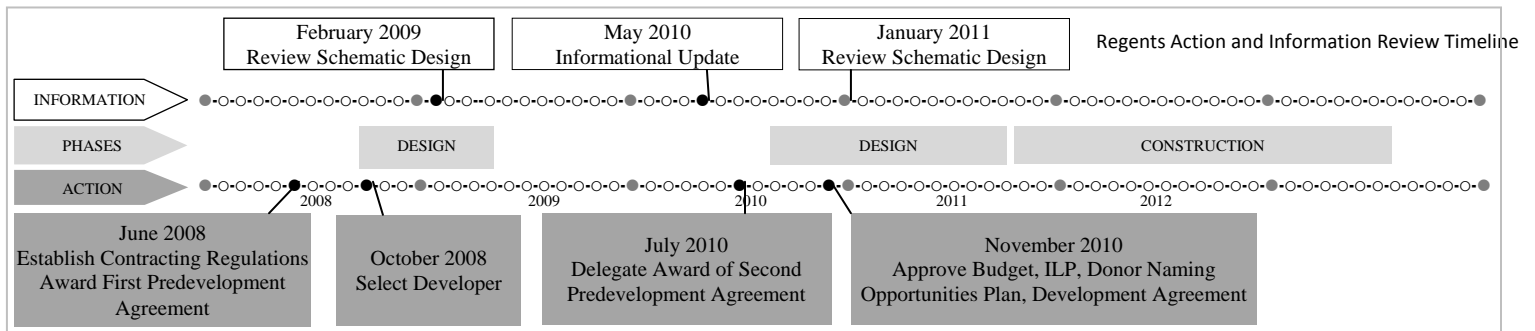
VII. STANDING COMMITTEES

A. Academic and Student Affairs Committee

*In Joint Session with*

B. Finance, Audit and Facilities Committee

Husky Stadium Renovation – Review Schematic Design



*Note for duration of project:  
Written semi-annual reports in December & June  
Oral semi-annual updates in March & September*

INFORMATION:

This item is for information only.

PROJECT DESCRIPTION:

The Husky Stadium Renovation Project, using a Developer-led delivery model, will renovate, replace and add to the existing facility to correct structural and building code deficiencies, meet current Americans with Disabilities Act (ADA) standards for accessibility and upgrade the fan experience.

PREVIOUS REGENTS ACTIONS:

Approve Developer Process	June 2008
Approve Issuing Request for Proposals to select a developer	May 2010
Delegate authority to sign Predevelopment Agreement with Wright Runstad	July 2010
Adopt Project Budget, Approve Use of the Internal Lending Program, Approve the Donor Naming Opportunities Plan and Delegate Authority to Sign a Development Agreement	November 2010

## VII. STANDING COMMITTEES

### A. Academic and Student Affairs Committee

*In Joint Session with*

### B. Finance, Audit and Facilities Committee

## Husky Stadium Renovation – Review Schematic Design (continued p. 2)

### PROJECT SCOPE:

The general work elements of the Husky Stadium Renovation project include:

- complete demolition and reconstruction of the lower bowl and south side stands;
- construct new 70,000 sf football operations support building integrated into the west end zone;
- implement premium seat program located primarily in the new south stands with suites (25 - plus president's box), loge boxes (25), club seats (2,555) and the Don James Center (756) located in the existing north stands;
- remove track and lower the field by four feet to optimize proximity and sightline values, there will be no view obstructed seats;
- construct a 200 space parking garage below the south side stands; and
- achieve sustainable (LEED) initiatives and ADA accessibility.

### PROJECT SCHEDULE:

Predevelopment (Schematic Design)	September – November 2010
Regents meeting to approve the project	November 18, 2010
Development Agreement executed	December, 2010
Design Development	December – January 2011
Construction documents	February – June 2011
Start construction	November 7, 2011
Games played at Qwest Field	2011 Apple Cup and 2012 season
Construction complete	August 2013
Occupancy	September 2013

### CURRENT PROJECT STATUS:

The Predevelopment Design phase has been completed and the University has reviewed the design. The Development Agreement has been signed and the Developer team is working on the design development phase.

VII. STANDING COMMITTEES

A. Academic and Student Affairs Committee

*In Joint Session with*

B. Finance, Audit and Facilities Committee

Husky Stadium Renovation – Review Schematic Design (continued p. 3)

PROJECT BUDGET:

Construction Cost

Construction Guaranteed Maximum Price (GMP)	157,600,000
Architecture and engineering	11,900,000
Contractors fee and general conditions	10,200,000
Developer fee and overhead	10,900,000
Predevelopment fee	1,000,000
<u>Project and owner contingency</u>	<u>13,900,000</u>
Developer Guaranteed Maximum Price (GMP)	\$205,500,000

<u>Sales tax</u>	<u>19,500,000</u>
Total Construction Cost	\$225,000,000

Other Project Costs

Track relocation	5,500,000
Scoreboards and audio visual equipment	5,000,000
Equipment, relocation, insurance, utilities, admin, misc	4,500,000
<u>Contingency</u>	<u>10,000,000</u>
Total Other Project Costs	\$25,000,000

**Total Project Cost** **\$250,000,000**



# UNIVERSITY OF WASHINGTON

HUSKY STADIUM RENOVATION



AERIAL VIEW

DATE: 12-06-2010



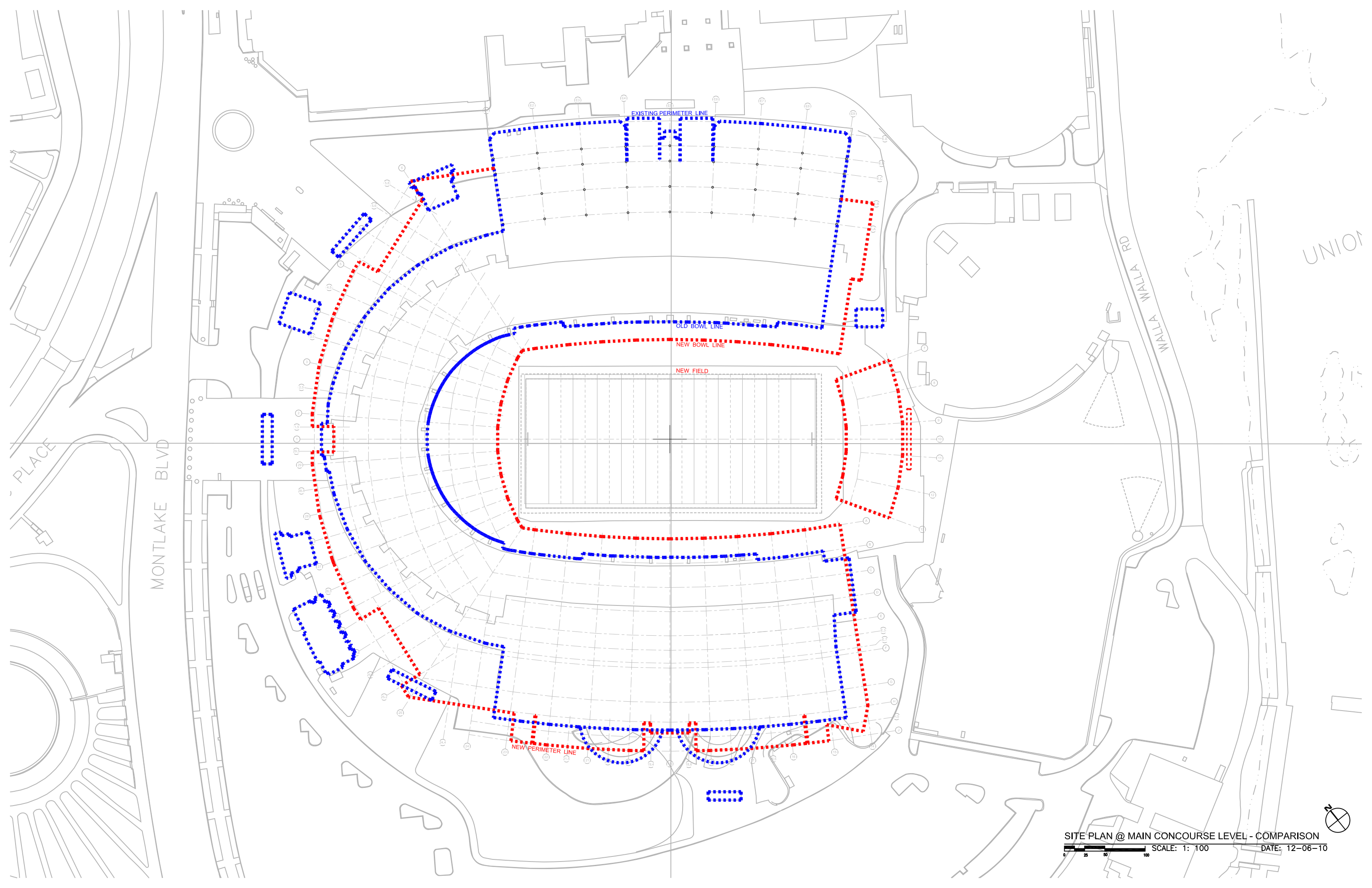




AERIAL SOUTHEAST

DATE: 12-06-2010





EXISTING PERIMETER LINE

OLD BOWL LINE

NEW BOWL LINE

NEW FIELD

NEW PERIMETER LINE

MONTLAKE BLVD

WALLA WALLA RD

UNION

SITE PLAN @ MAIN CONCOURSE LEVEL - COMPARISON



SCALE: 1: 100

DATE: 12-06-10



**EXISTING ENTRY PLAZA**  
 -maintain / reuse existing brick pavers  
 -extend specialty paving from fan entry into paver area  
 -relocate "coach" sculpture to proposed Champions Plaza

**EXISTING LANDSCAPE BED AND HUSKY SCULPTURE**

**CHAMPIONS PLAZA**  
 -relocated "coach" sculpture  
 -opportunities for expanded signage, commemorative wall, donor pavers, etc...  
 -specialty paving

**NORTHWEST ENTRY / STUDENT ENTRY**  
 -specialty paving in selected areas

**GRADE TRANSITION ZONE**

**GAMEDAY PLAZA / WEST PARKING LOT**  
 -concrete pavement, no curbs  
 -parking stalls delineated by pavement jointing and pavement texture  
 -ornamental trees at inner ring  
 -shade trees in parking lot  
 -transplant existing landscape to extent possible

**WEST ENTRY**  
 -specialty paving  
 -large in-grade graphic ("W" or other significant university symbol)

**SOUTHWEST ENTRY**  
 -specialty paving in selected areas  
 -pavement extends out to drop-off to Sound Transit North Link

**SOUND TRANSIT NORTH LINK DROP-OFF**

**SOUTHWEST STAIR**

**SOUND TRANSIT NORTH LINK**

**SOUND TRANSIT NORTH LINK PARKING**

EXISTING SOFTBALL FIELD

NORTHEAST STAIR

NORTHEAST FIELD RAMP

EAST PLAZA

SOUTHEAST FIELD ACCESS RAMP

EXISTING FOOTBALL PRACTICE FIELD

LOADING DOCK / SERVICE YARD

SOUTHEAST PRACTICE FIELD STAIR

GARAGE ENTRY

SOUTH VIP ENTRY  
 -specialty paving

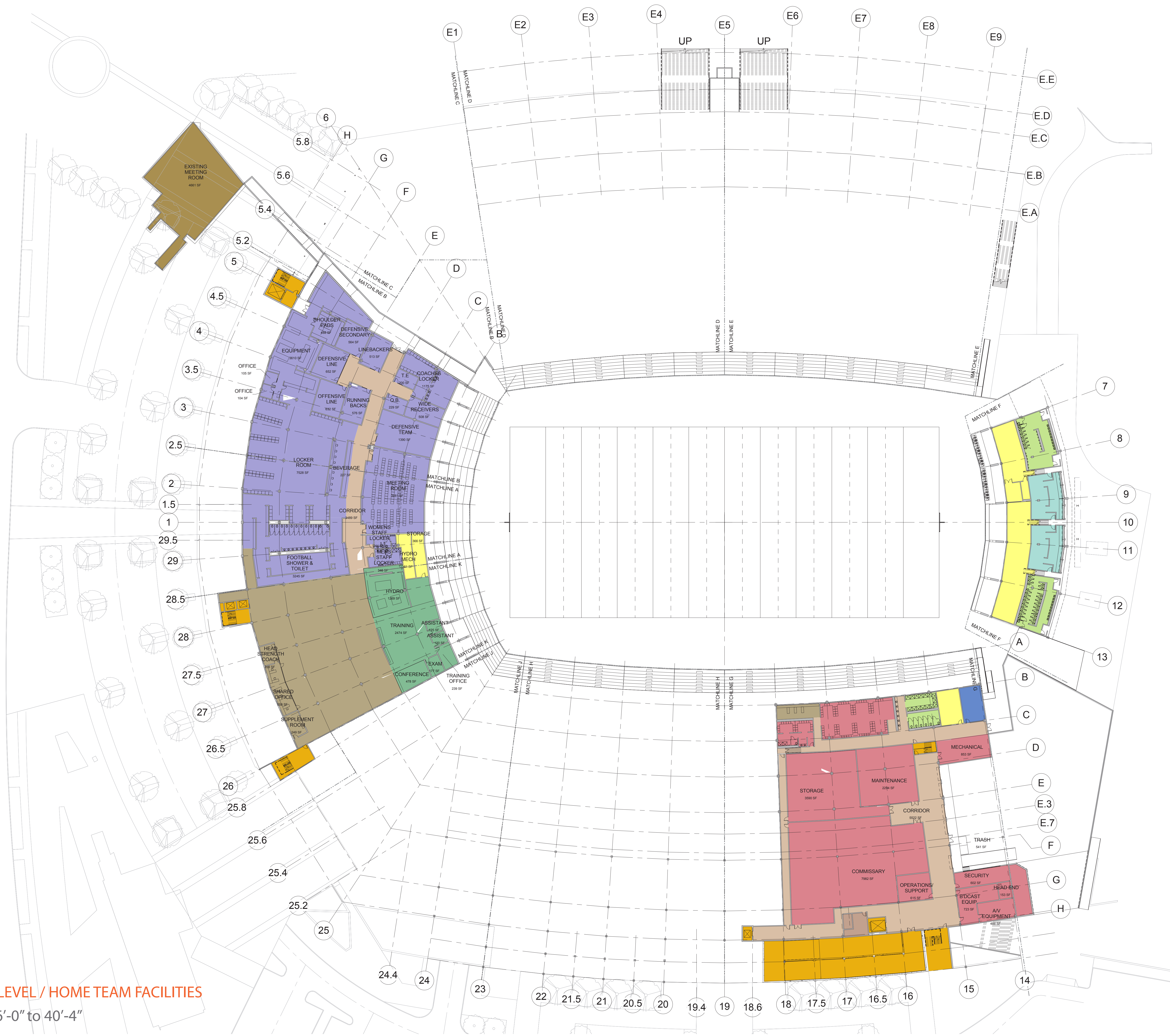
SOUTHEAST ENTRY

LOADING DOCK ENTRY

SITE PLAN

DATE: 12-06-2010





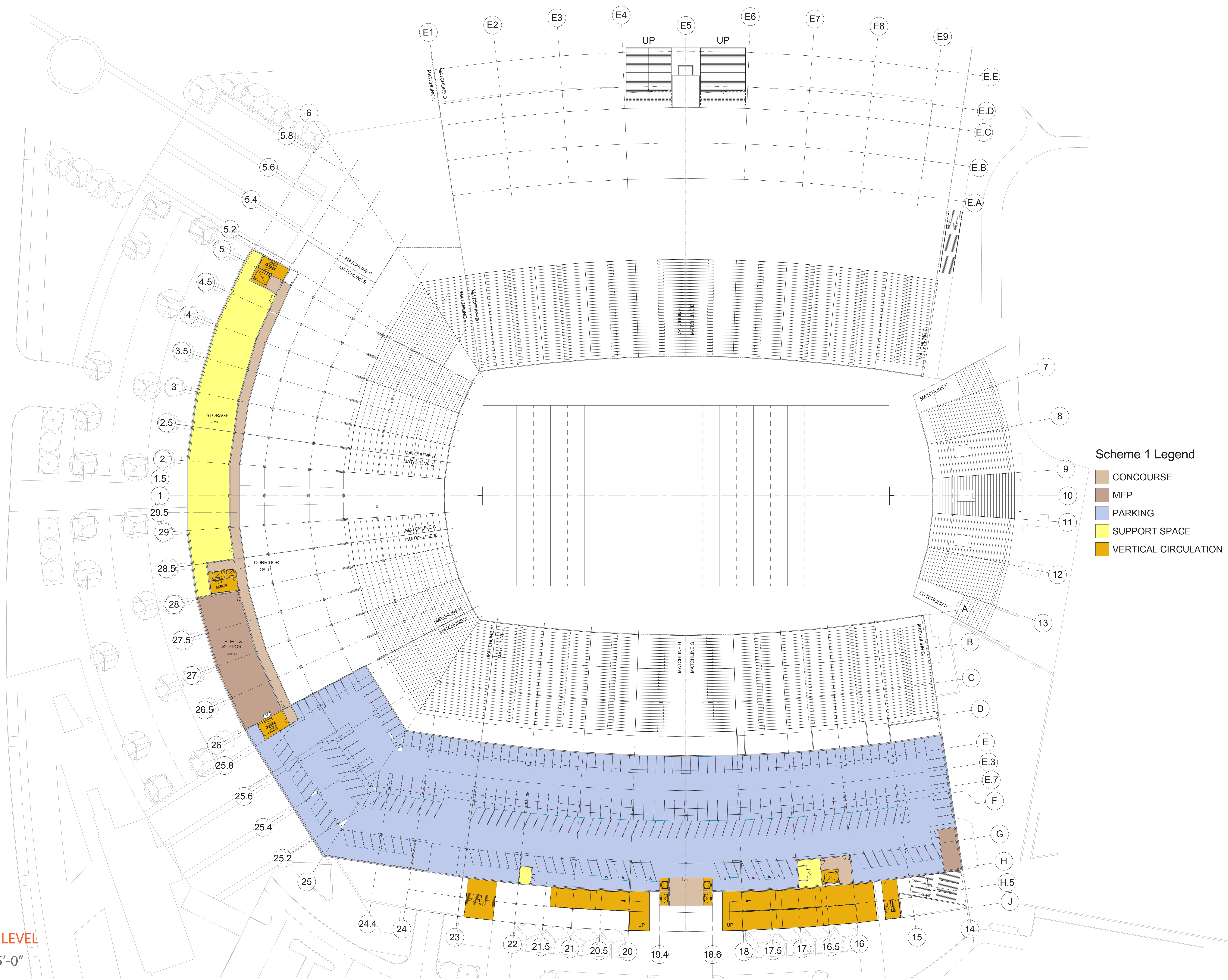
**Scheme 1 Legend**

- BUILDING OPERATIONS
- CONCESSION
- CONCOURSE
- EXISTING MEETING ROOM
- Home Team Facilities
- MEP
- RESTROOM
- SPORTS MEDICINE
- SUPPORT SPACE
- TRAINING / WEIGHTS
- VERTICAL CIRCULATION
- VIDEO
- WEIGHTS

**SERVICE LEVEL / HOME TEAM FACILITIES**  
 ELEV. +36'-0" to 40'-4"

SCALE: 1/32" = 1'-0"  
 DATE: 12-06-2010



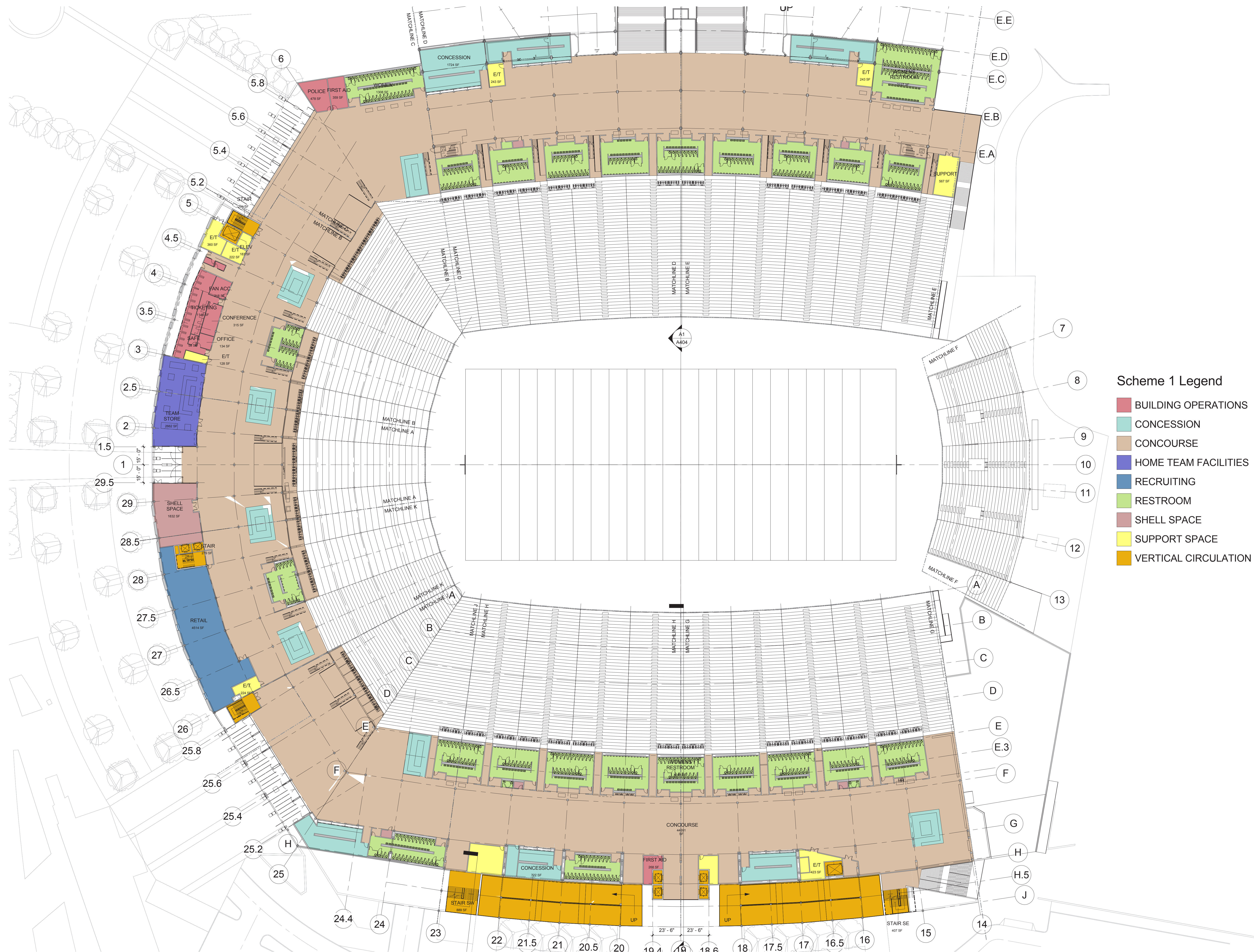


- Scheme 1 Legend**
- CONCOURSE
  - MEP
  - PARKING
  - SUPPORT SPACE
  - VERTICAL CIRCULATION

**PARKING LEVEL**  
ELEV. +55'-0"

SCALE: 1/32" = 1'-0"  
DATE: 12-06-2010





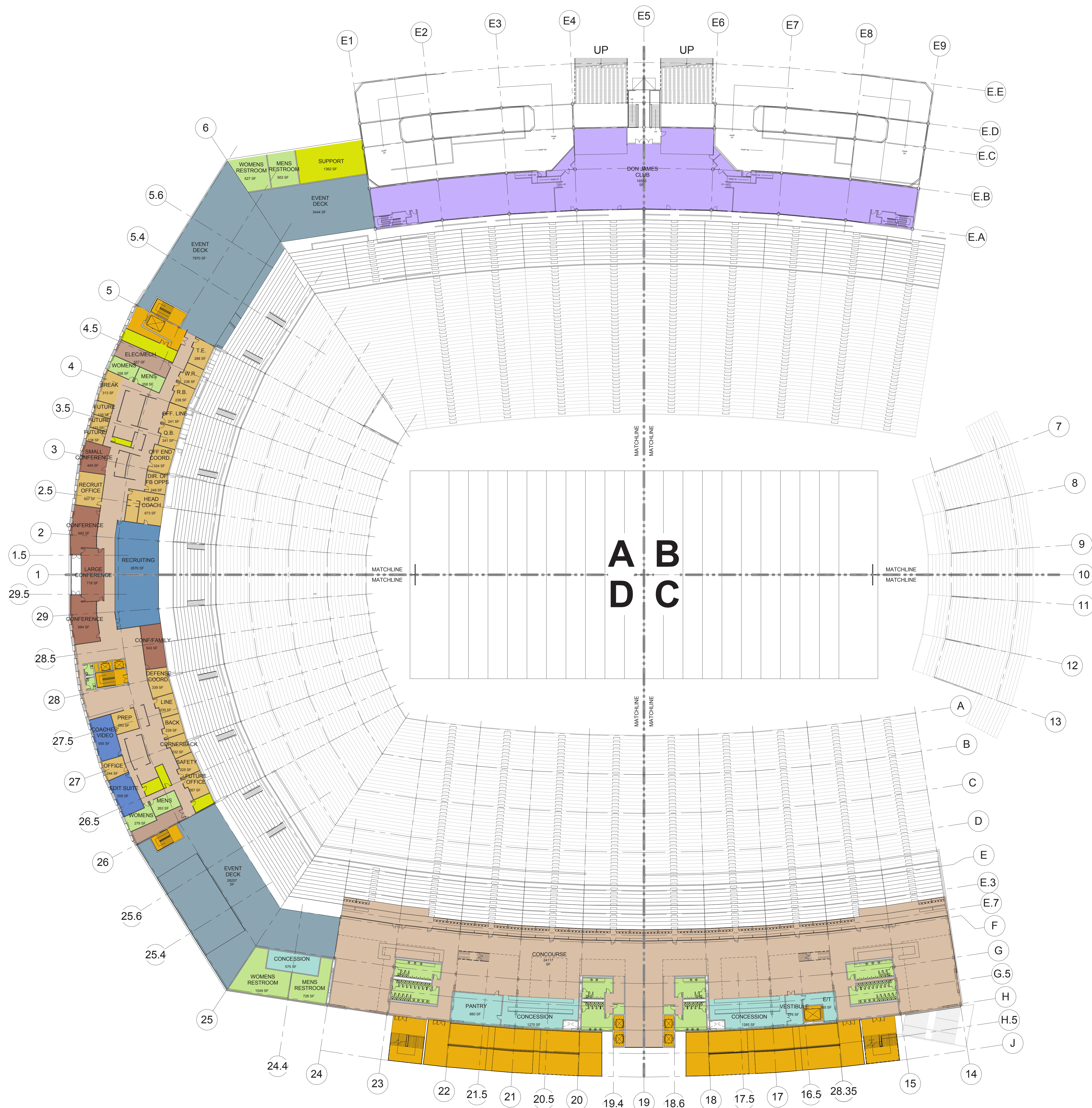
**Scheme 1 Legend**

- BUILDING OPERATIONS
- CONCESSION
- CONCOURSE
- HOME TEAM FACILITIES
- RECRUITING
- RESTROOM
- SHELL SPACE
- SUPPORT SPACE
- VERTICAL CIRCULATION

MAIN CONCOURSE LEVEL  
ELEV. +67'-8"

SCALE: 1/32" = 1'-0"  
DATE: 12-06-2010





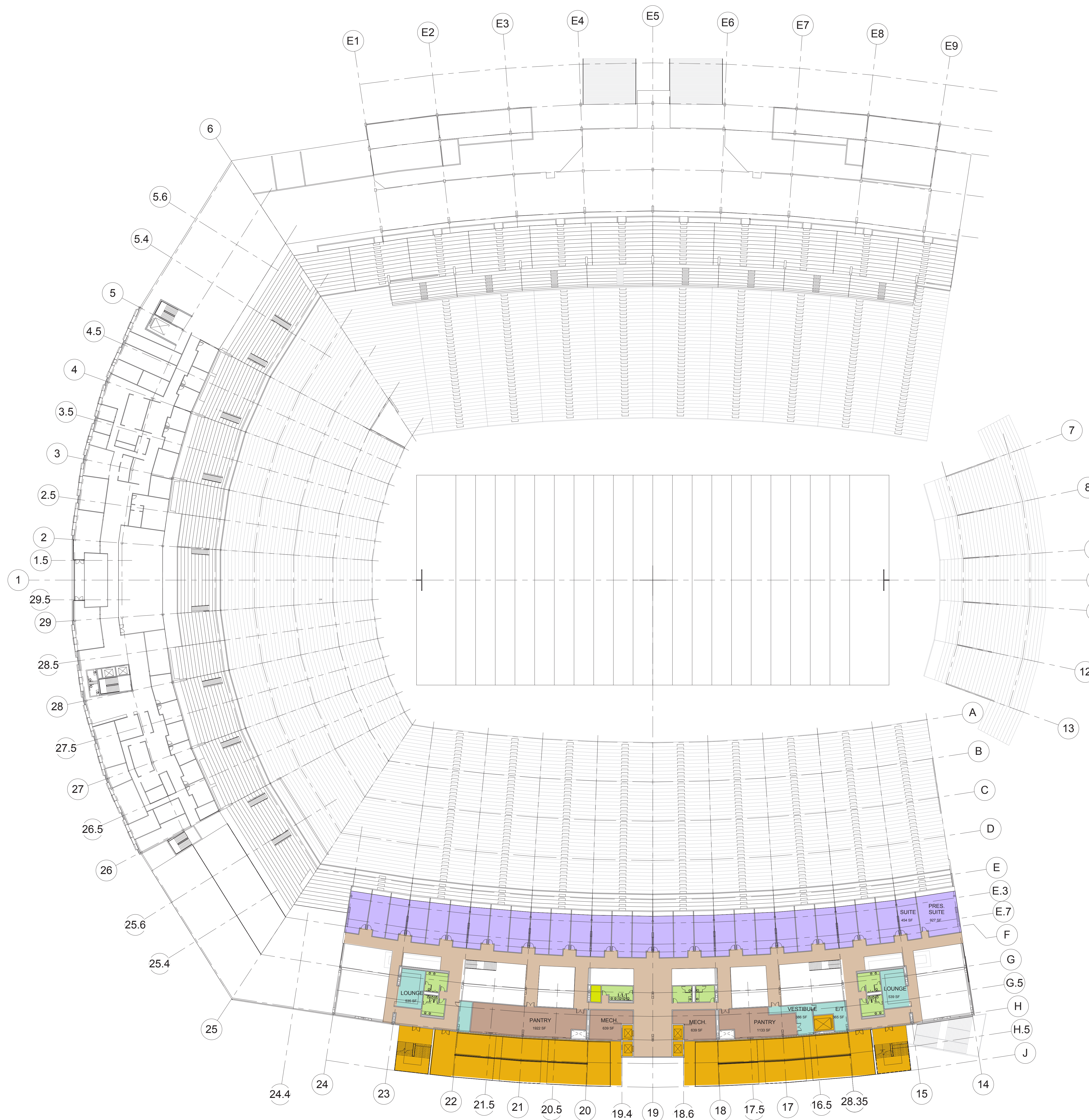
**Scheme 1 Legend**

- CONCESSION
- CONCOURSE
- DON JAMES CLUB
- EVENT SPACE
- Football Administration
- Meeting Rooms
- MEP
- RECRUITING
- RESTROOM
- SUPPORT SPACE
- VERTICAL CIRCULATION
- VIDEO

CLUB LEVEL  
ELEV. +90'-0"

SCALE: 1/32" = 1'-0"  
DATE: 12-06-2010





Scheme 1 Legend

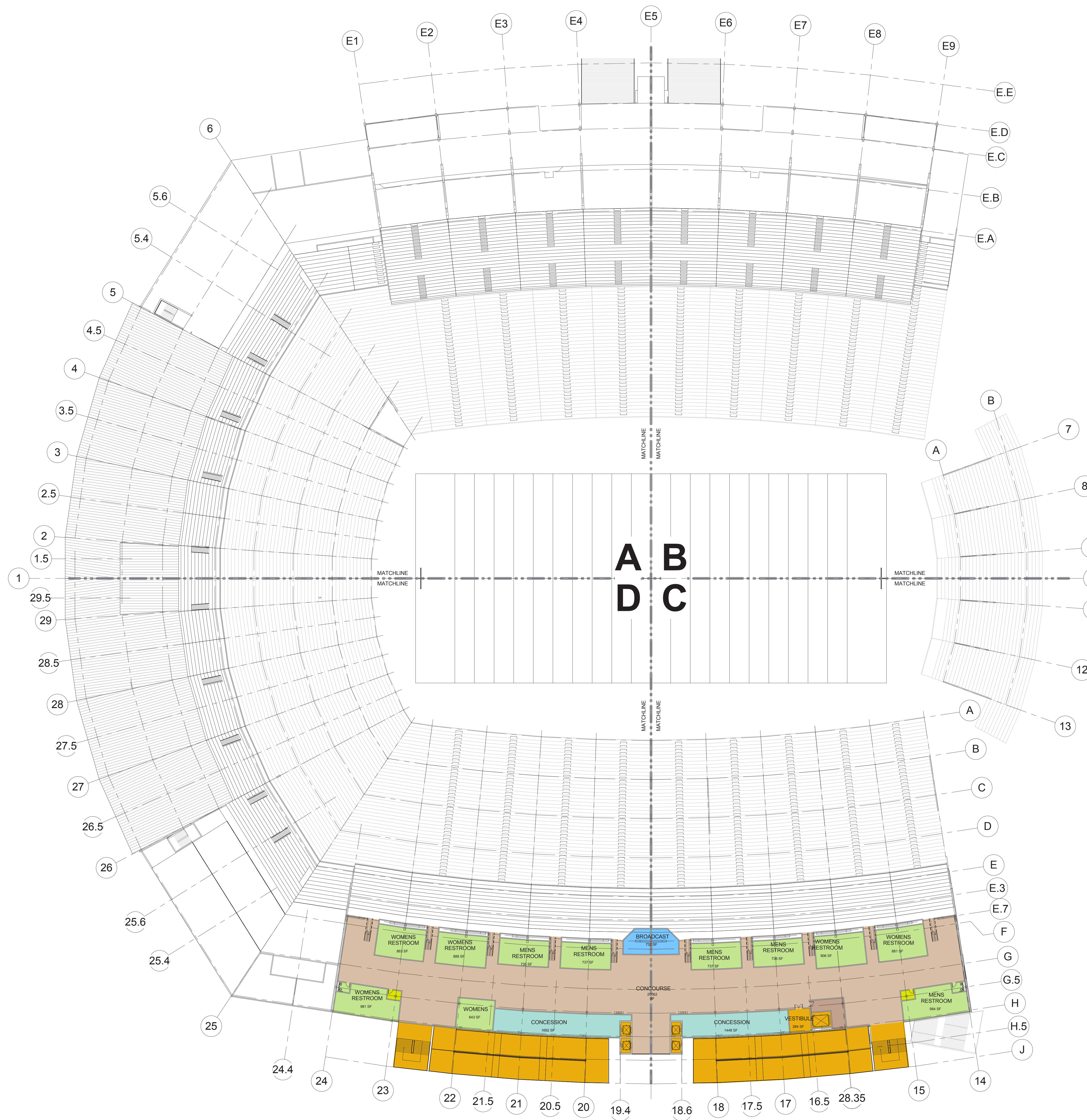
- CONCESSION
- CONCOURSE
- MEP
- RESTROOM
- SUITE
- SUPPORT SPACE
- VERTICAL CIRCULATION

SUITE LEVEL  
ELEV. +102'-0"

SCALE: 1/32" = 1'-0"  
DATE: 12-06-2010





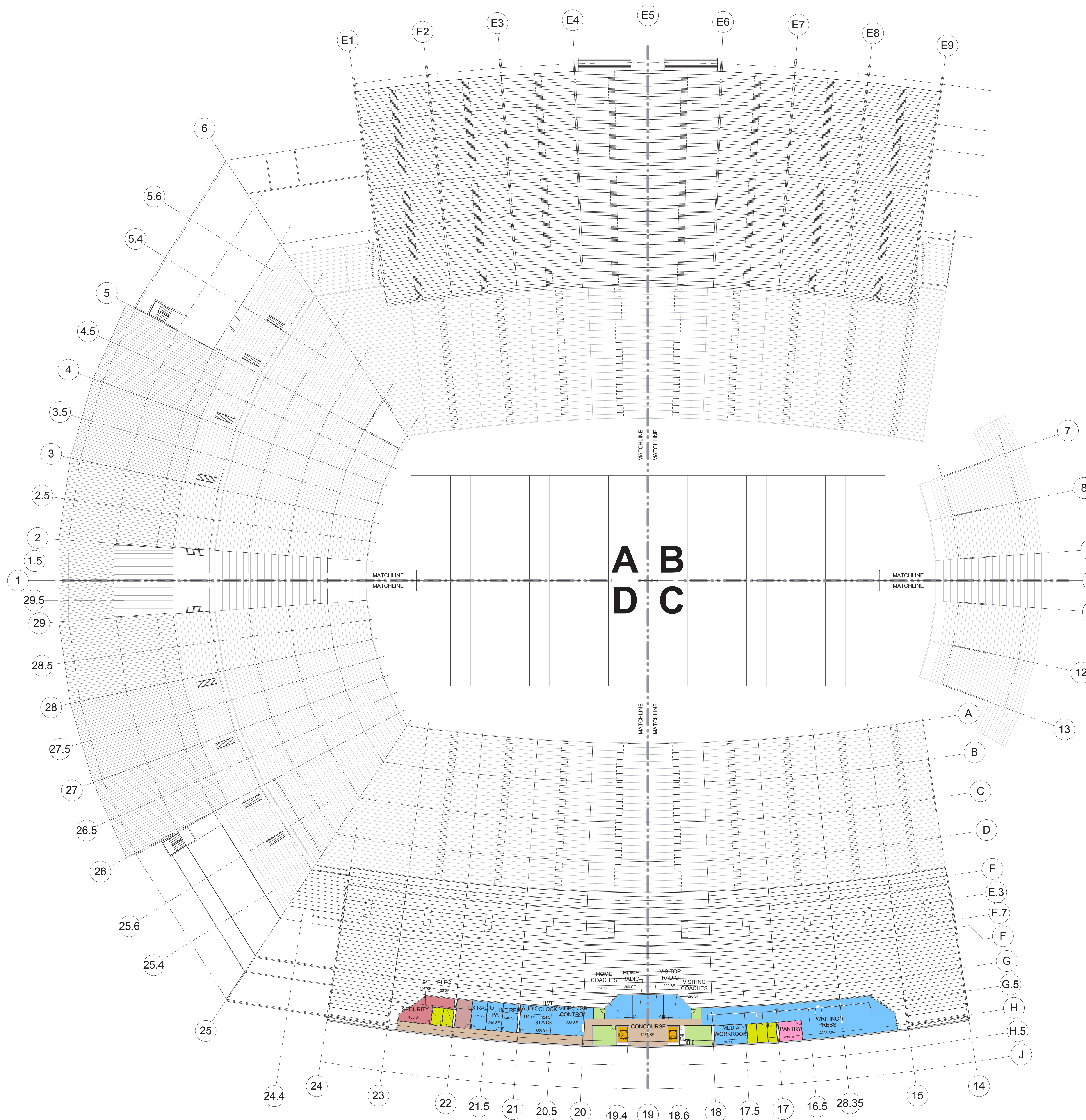


- Scheme 1 Legend**
- CONCESSION
  - CONCOURSE
  - MEP
  - PRESS
  - RESTROOM
  - SUPPORT SPACE
  - VERTICAL CIRCULATION

UPPER CONCOURSE  
ELEV. +127'-7"

SCALE: 1/32" = 1'-0"  
DATE: 12-06-2010



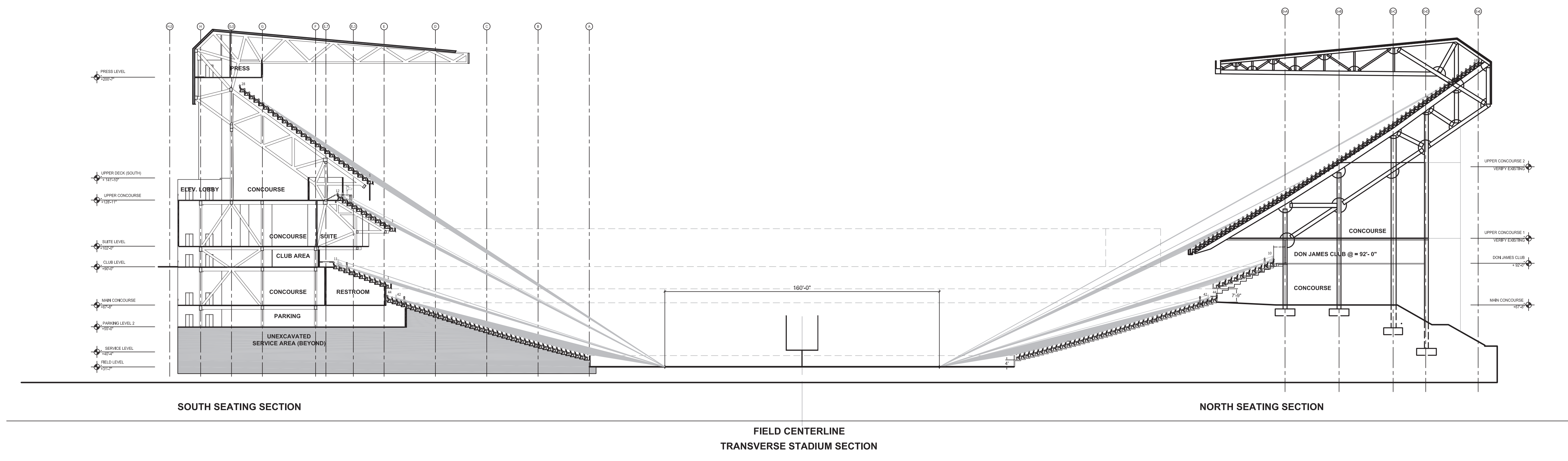


- Scheme 1 Legend**
- BUILDING OPERATIONS
  - CONCOURSE
  - FOOD SERVICE
  - PRESS
  - RESTROOM
  - SHELL SPACE
  - SUPPORT SPACE
  - VERTICAL CIRCULATION

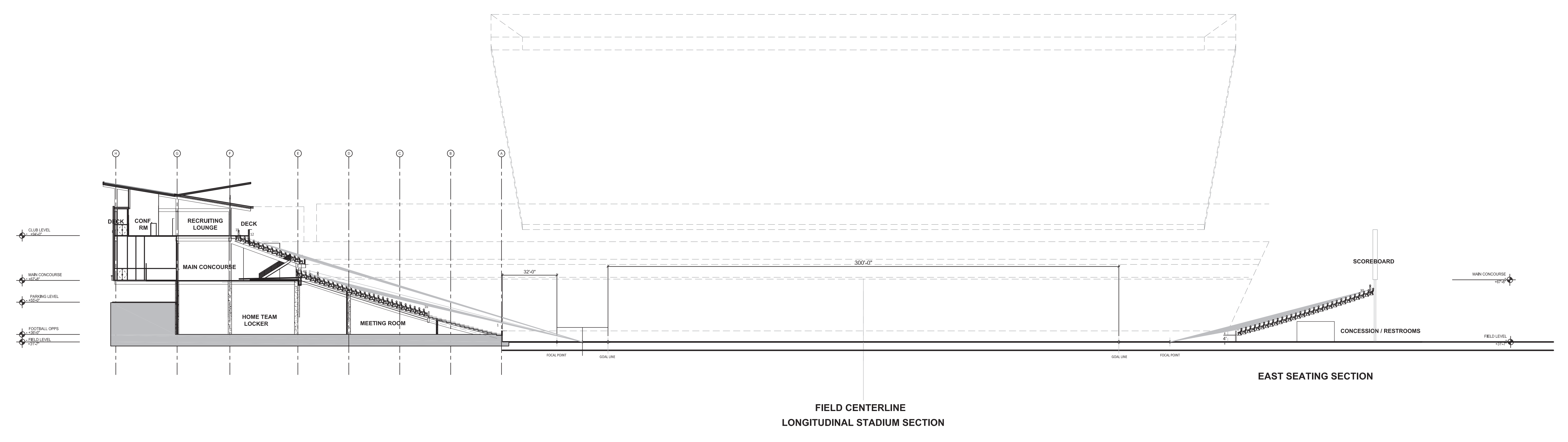
PRESS LEVEL  
ELEV. +200'-7"

SCALE: 1/32" = 1'-0"  
DATE: 12-06-2010





TRANSVERSE SECTION



LONGITUDINAL SECTION

SCALE: 1/32" = 1'-0"  
 DATE: 12-06-2010





FIELD VIEW

DATE: 12-06-2010



FIELD VIEW

DATE: 12-06-2010



FIELD VIEW

DATE: 12-06-2010



WEST ELEVATION

DATE: 12-06-2010



WEST ENTRY

DATE: 12-06-2010






WEST ENTRY

DATE: 12-06-2010



WEST ENTRY TICKETING

DATE: 12-06-2010



SOUTH ELEVATION

DATE: 12-06-2010



SOUTH ENTRY

DATE: 12-06-2010



EAST ELEVATION

DATE: 12-06-2010



PERSPECTIVE LOOKING WEST FROM WATER

DATE: 12-06-2010



OVERALL PERSPECTIVE LOOKING EAST

DATE: 12-06-2010

---

Originally published January 12, 2011 at 9:41 PM | Page modified January 12, 2011 at 9:41 PM

## **UW Interim President Phyllis Wise honored nationally**

Phyllis Wise, the interim president of the University of Washington, has been selected by the San Francisco-based Asian Pacific Fund as the recipient of the fifth annual Chang-Lin Tien Education Leadership Award.

By Seattle Times staff

Phyllis Wise, the interim president of the University of Washington, has been selected by the San Francisco-based Asian Pacific Fund as the recipient of the fifth annual Chang-Lin Tien Education Leadership Award.

The national award recognizes the professional accomplishments and leadership of Asian Americans in higher education and includes an unrestricted \$10,000 grant. Wise is both the first Asian-American president and first woman president of the UW.

The Asian Pacific Fund is a community foundation established to improve the health and well-being of the Asian-American community.



# UW Medalists

## Grace Ingermanson

Grace Ingermanson is a Junior majoring in Math. She entered the University of Washington after twelve years of homeschooling expecting to major in Journalism. Despite the ominous warnings of the difficulty of the UW math program, she decided take a course head on. Since then, Gracie has come to love math and to approach it as a creative challenge. Outside of her academic work, Gracie is a note taker for Disability Resources. In 2010, she was a reach reporter for the UW Daily, writing about issues that affected diverse communities. Gracie finds creative outlet through singing in local choirs and competing for the Putnam Math Competition. Following graduation, Gracie hopes to pursue a graduate degree in Math.

## Jennifer Kang

Jennifer Kang entered the University of Washington at the age of 14 through the Robinson Center for Young Scholars. During her time in the Robinson Center's Transition School, Jennifer was challenged and supported by her classmates and professors, where she gained the necessary confidence and the foundation to begin her undergraduate degree at the UW. She is a Teaching Assistant for Ethics where she supports those students undergoing the same major transitions she experienced just two short years ago. Jennifer remains optimistic and open-minded about where she's heading academically as an undergraduate. Jennifer's academic interests are in the areas of computer science, international studies, English, and Dance. She's not quite sure where she'll end up, but she sees her time now as a veritable journey for which she's excited to be a part.

## Krysta Yousoufian

Krysta Yousoufian is a senior studying Computer Science at the University of Washington. She is deeply committed to making connections between critical world issues and her academic work within the discipline. Through her research with Professor Richard Anderson, she has had the opportunity to discover Information and Communications Technologies to Development (ICTD), and has begun work on connecting the field of Computer Science and poverty in developing countries. Krysta remains committed to the University of Washington community as well, which is expressed through her work in Students Expressing Environmental Dedication (SEED). She has worked on many projects but has played an integral role in the campus composting initiative. Krysta was awarded the Husky Green Award for her commitment. Following graduations and upon completion of the combined BS/MS degree in the Spring of 2012, she hopes to enter the workforce as a software developer

---

***Associated Students of the University of Washington Bothell***

---

**Enrollment**

- Snohomish 29% and Everett 7%
- Diversity; we've seen large percentage increases in the African American, American Indian and Pacific Islander populations; Supporting these students while they are here; enriches our learning environment for the entire population

**Academics**

- Biology Degree; started 2010
  - 60 people wanted to sign up for the biology degree immediately of which I was the first!
- Electrical Engineering Degree; started in 2009
  - hybrid course taught both online and on campus
- Nursing in Everett (BSN);
  - 25 FTE funded by 2010 legislature, class is fully enrolled

**Student Facilities**

- UW Bothell Phase 3 Building
  - Science and Technology focused building in design and ready for construction July 1, 2011.
  - As a student representative on this committee over the past 2 ½ years, I have been able to be the voice of the students throughout the process.
- Housing
  - 160 applications for 70 beds
  - planning for 15% of student population
- Bookstore café currently under construction
  - This will provide students with a variety of new food options and extended hours of food service on campus.
  - There will be a warm and welcoming coffeehouse space for student gathering and studying as well as events.
- Bastyr hot lunch service
  - Lunch program started on campus in Fall 2010 serving Bastyr University's award-winning hot and healthy food.
  - Bastyr Lunch was initiated in response to a high demand from students for increased food options on campus.

**Veterans' Day Reception**

- On November 8, 2010, UW Bothell was recognized by Mike Gregoire and Director John Lee, as a Veteran Friendly campus.
- Currently there are 108 identified student veterans on campus.



## ASUWT Report

January 19, 2011

### Fall Quarter 2010

- Grand Opening for Student Health Services
- 20<sup>th</sup> Anniversary Celebration at UW Tacoma
- First Annual State of the Student Address
  - ASUWT President spoke about current and future state of students at UWT
- Budget Survey
  - Asked students about ideal class sizes, online/distance learning classes, and weekend class times
- U-Pass/Parking Permit Survey
  - Received student feedback on having parking permits available to purchase before quarter begins
  - Cost feasibility of U-Pass
    - How many students would actually utilize it
- 2<sup>nd</sup> Annual Higher Education and Economic Development Summit (HEEDS)
  - Senator Jim Kastama and Senator Randi Becker in attendance
    - Spoke about higher education and economic development in Washington State and the world
- Husky Principles Signing Day
  - UWT Chancellor, ASUWT President, Faculty Assembly Chair, and Staff Association Chair signed it
  - Please see attached Husky Principles
- I-1098 Debate at UWT
- Vice President Biden's Visit at UWT

### Winter Quarter 2011

- Transition in Advising Forum
  - Forum regarding a more centralized advising system and center at UWT
- Husky Pride Fund Establishment
- Husky Principles Student Signing Day
- Transportation Committee
  - New subcommittee in ASUWT
- Graduate Student Committee
  - New subcommittee in ASUWT
- Student Technology Fee Committee (STFC) Special Allocation Process
- STFC 2<sup>nd</sup> Annual Proposal Workshop

**By: ASUWT President Rai Nauman Mumtaz**

# Husky Principles

The values upheld at the University of Washington serve as the foundation for our excellence in higher education.

**As a member of the UW community I strive to:**

- \* **Practice** *high standards of honesty and integrity*
- \* **Respect** *the dignity and rights of all persons*
- \* **Support** *freedom of thought and expression*
- \* **Pursue** *ongoing intellectual and personal development*
- \* **Engage** *in critical thinking and discovery*
- \* **Improve** *our university community and the world*

---

Rai Nauman Mumtaz  
2010-2011 ASUWT President

---

Dr. Patricia Spakes  
Chancellor

---

Dr. Marcie Lazzari  
2010-2011 Faculty Assembly Chair

---

Erica Coker  
2010-2011 Staff Association Co-Chair

---

Melody Ferguson  
2010-2011 Staff Association Co-Chair



UNIVERSITY of  
WASHINGTON  
TACOMA