



October 13, 2011

TO: Members of the Board of Regents
Ex officio Representatives to the Board of Regents
FROM: Joan Goldblatt, Secretary of the Board of Regents
RE: Schedule of Meetings

THURSDAY, OCTOBER 20, 2011

8:30 to 9:10 a.m.	UW Medicine South Lake Union Board Room, Fifth Floor	ACADEMIC AND STUDENT AFFAIRS COMMITTEE: Regents Harrell (Chair), Barer, Cole, Gates, Knowles
9:25 to 10:40 a.m.	UW Medicine South Lake Union Board Room, Fifth Floor	FINANCE, AUDIT AND FACILITIES COMMITTEE: Regents Smith (Chair), Brotman, Jewell, Simon
10:55 a.m. to 12:40 p.m.	UW Medicine South Lake Union Board Room, Fifth Floor	ACADEMIC AND STUDENT AFFAIRS COMMITTEE: Regents Harrell (Chair), Barer, Cole, Gates, Knowles <i>in Joint Session with</i> FINANCE, AUDIT AND FACILITIES COMMITTEE: Regents Smith (Chair), Brotman, Jewell, Simon
1:00 p.m.	UW Medicine South Lake Union Board Room, Fifth Floor	REGULAR MEETING OF BOARD OF REGENTS
2:05 p.m.	Tour of UW Medicine South Lake Union	REGENTS AND OTHER INVITED GUESTS

To request disability accommodation, contact the Disability Services Office at: 206.543.6450 (voice), 206.543.6452 (TTY), 206.685.7264 (fax), or email at dso@uw.edu. The University of Washington makes every effort to honor disability accommodation requests. Requests can be responded to most effectively if received as far in advance of the event as possible, preferably at least 10 days.



UNIVERSITY OF WASHINGTON
BOARD OF REGENTS

Academic and Student Affairs Committee
Regents Harrell (Chair), Barer, Cole, Gates, Knowles

October 20, 2011
8:30 to 9:10 a.m.
UW Medicine, South Lake Union, Board Room

1. **Academic and Administrative Appointments** **ACTION** A-1
Douglas J. Wadden, Interim Provost and Executive Vice President
2. **UW Medicine Board Reappointment** **ACTION** A-2
Kristianne Blake, Chair, UW Board of Regents
3. **UW Tacoma Milgard School of Business – Establishment of the Master of Accounting Degree Program** **ACTION** A-3
Shahrokh Saudagaran, Dean, Milgard School of Business, UW Tacoma
4. **Moderate Degree Change: Master of Education (M.Ed.) in School Psychology to Educational Specialist (Ed.S.) in School Psychology** **ACTION** A-4
James Antony, Associate Vice Provost and Associate Dean, The Graduate School
James J. Mazza, Professor, College of Education and Director, School Psychology Program
5. **Diversity at the University of Washington in the 21st Century** **INFORMATION** A-5
Sheila Edwards Lange, Vice President and Vice Provost, Office of Minority Affairs and Diversity
6. **Other Business**



UNIVERSITY OF WASHINGTON
BOARD OF REGENTS

Finance, Audit and Facilities Committee
Regents Smith (Chair), Brotman, Jewell, Simon

October 20, 2011
9:25 to 10:40 a.m.
UW Medicine, South Lake Union, Board Room

1. **Report of Contributions – August, 2011** INFORMATION F-1
Walter G. Dryfoos, Associate Vice President, Advancement Services
Connie Kravas, Vice President, University Advancement
2. **Grant and Contract Awards Summary – August, 2011** ACTION F-2
Douglas J. Wadden, Interim Provost and Executive Vice President
3. **Actions Taken Under Delegated Authority** INFORMATION F-3
Richard Chapman, Associate Vice President, Capital Projects Office
4. **On-Call Architectural Master Term Agreement – Select Architect** ACTION F-4
Richard Chapman
5. **Architectural Commission Membership Reappointment** ACTION F-5
Rebecca Barnes, University Architect, Office of Planning and Budgeting
6. **Revising *Board of Regents Governance*, Standing Orders, Chapter 1, Delegation of Authority** ACTION F-6
Rebecca Goodwin Deardorff, Director of Rules Coordination, Rules Coordination Office
7. **Approval to Name University of Washington Baseball Team Building Facility the “Wayne Gittinger Baseball Team Building”** ACTION F-7
Jennifer Cohen, Senior Associate Athletic Director for Development, Intercollegiate Athletics
8. **UW-IT Human Resources/Payroll Replacement Project – Approve Issuance of Request for Proposals and Delegation of Authority to the President** ACTION F-8
Kelli Trosvig, Interim Vice President and Vice Provost, Information Technology
Mindy Kornberg, Vice President, Human Resources
V’Ella Warren, Senior Vice President
Cheryl Cameron, Vice Provost for Academic Personnel

9. **Advisory Committee on Real Estate (ACRE) Update** **INFORMATION** F-9
ITEM PULLED
10. **University of Washington Investment Committee (UWINCO) Update** **INFORMATION** F-10
Keith Ferguson, Chief Investment Officer, Treasury Office
11. **Student Housing Phase II: Lander Hall Replacement – Design Presentation** **INFORMATION** F-11
Rebecca Barnes
Pam Schreiber, Director, Housing & Food Services
Jon Lebo, Director, Student Life Projects, Capital Projects Office
12. **Executive Session**
(To consider the minimum price at which real estate will be offered for sale or lease when public knowledge regarding such consideration would cause the likelihood of decreased price. However, final action settling the leasing of public property shall be taken in a meeting open to the public.)

(To discuss with legal counsel representing the University, litigation or potential litigation to which the University is, or is likely to become, a party, when public knowledge regarding the discussion is likely to result in an adverse legal or financial consequence to the University.)
13. **Other Business**



UNIVERSITY OF WASHINGTON
BOARD OF REGENTS

Academic and Student Affairs Committee
Regents Harrell (Chair), Barer, Cole, Gates, Knowles

In Joint Session with

Finance, Audit and Facilities Committee
Regents Smith (Chair), Brotman, Jewell, Simon

October 20, 2011
10:55 a.m. to 12:40 p.m.
UW Medicine, South Lake Union, Board Room

1. **Executive Session**

(To discuss with legal counsel representing the University litigation, potential litigation or legal risks of a proposed action, when public knowledge of the discussion is likely to result in an adverse legal or financial consequence to the University.)

2. **Proposal for a New Course Fee in the School of Music**

ACTION F-13

Ana Mari Cauce, Dean, College of Arts & Sciences
Robert Stacey, Divisional Dean for Arts and Humanities,
College of Arts & Sciences

3. **State Budget Update**

INFORMATION F-14

Paul Jenny, Vice Provost, Planning & Budgeting
Margaret Shepherd, Director of State Relations, Office of
External Affairs

4. **Revised Endowment and Program Naming Policy**

INFORMATION F-12

Walter G. Dryfoos, Associate Vice President, Advancement
Services

5. **Husky Stadium Renovation – Informational Update**

INFORMATION F-15

Chip Lydum, Associate Athletic Director-Facilities &
Events, Intercollegiate Athletics
Cindy Edens, Senior Vice President, Wright Runstad &
Company

6. **Other Business**



AGENDA

BOARD OF REGENTS
University of Washington
October 20, 2011
1:00 p.m.

UW Medicine, South Lake Union, Board Room

(Item No.)

- I. CALL TO ORDER**
- II. ROLL CALL: Assistant Secretary Shelley Tennant**
- III. CONFIRM AGENDA**
- IV. REPORT OF THE CHAIR OF THE BOARD OF REGENTS: Regent Blake**
- V. REPORT OF THE UNIVERSITY PRESIDENT: President Young**
- VI. CONSENT AGENDA**

Approval of Minutes of Meeting of September 15, 2011

UW Tacoma Milgard School of Business – Establishment of the Master of Accounting Degree Program A-3

Moderate Degree Change: Master of Education (M.Ed.) in School Psychology to Educational Specialist (Ed.S.) in School Psychology A-4

Grant and Contract Awards Summary – August, 2011 F-2

On-Call Architectural Master Term Agreement – Select Architect F-4

Architectural Commission Membership Reappointment F-5

Revising *Board of Regents Governance*, Standing Orders, Chapter 1, Delegation of Authority F-6

Approval to Name University of Washington Baseball Team Building Facility the “Wayne Gittinger Baseball Team Building” F-7

UW-IT Human Resources/Payroll Replacement Project – Approve Issuance of Request for Proposals and Delegation of Authority to the President F-8

Proposal for a New Course Fee in the School of Music F-13

VII. STANDING COMMITTEES**A. Academic and Student Affairs Committee: Regent Harrell – Chair**

Academic and Administrative Appointments (Action)	A-1
UW Medicine Board Reappointment (Action)	A-2
Diversity at the University of Washington in the 21st Century (Information only)	A-5

Joint Session**A. Academic and Student Affairs Committee: Regent Harrell – Chair****B. Finance, Audit and Facilities Committee: Regent Smith – Chair**

Revised Endowment and Program Naming Policy (Information only)	F-12
State Budget Update (Information only)	F-14
Husky Stadium Renovation – Informational Update (Information only)	F-15

B. Finance, Audit and Facilities Committee: Regent Smith – Chair

Report of Contributions – August, 2011 (Information only)	F-1
Actions Taken Under Delegated Authority (Information only)	F-3
University of Washington Investment Committee (UWINCO) Update (Information only)	F-10
Student Housing Phase II: Lander Hall Replacement – Design Presentation (Information only)	F-11

VIII. OTHER BUSINESS**Reports to the Board:****Student Leaders:****ASUW President – Mr. Conor McLean****GPSS President – Mr. Aaron Naumann****ASUW Tacoma President – Mr. Jonathan Bowers****ASUW Bothell President – Mr. Frederic Sawyer Hensen****Faculty Senate Chair – Professor Susan Astley****Alumni Association President – Ms. Susan Wilson Williams****IX. DATE FOR NEXT REGULAR MEETING: Thursday, November 17, 2011****X. ADJOURNMENT**

OFFICIAL MINUTES

MINUTES

BOARD OF REGENTS University of Washington

October 20, 2011

The Board of Regents held its regular meeting on Thursday, October 20, 2011, beginning at 1:00 p.m. in the Board Room of UW Medicine, South Lake Union. The notice of the meeting was appropriately provided to the public and the media.

CALL TO ORDER

Board Chair Kristianne Blake called the meeting to order at 1:00 p.m.

ROLL CALL

Assistant Secretary Tennant called the roll: Present were Regents Blake (presiding), Barer, Brotman, Cole, Gates, Harrell, Jewell, Knowles, Simon, Smith; President Young, Provost Wadden, Ms. Warren, Ms. Goldblatt; ex officio representatives: Professor Astley, Mr. McLean, Mr. Naumann, Ms. Williams.

CONFIRM AGENDA

The agenda was confirmed as presented.

REPORT OF THE CHAIR OF THE BOARD OF REGENTS: Regent Blake

Regent Blake reported the UW is celebrating its 150th anniversary on “W Day,” Friday, November 4, on Red Square at 11:30 a.m. Participants are encouraged to wear purple and join the festivities. The GPSS Summit will be held in Kane Hall on the same day. President Young’s birthday is November 4th, also. Regents received a sheet of 150th celebrations stickers in their packets.

UW Marketing has set up a 150-year timeline display in the lobby of UW Medicine South Lake Union.

Regent Blake announced the Foster School of Business will honor former Regent Frances Youn as a “Builder of the Future” at its Business Leadership Celebration on Wednesday, November 2.

During the next year Board committee meetings will begin at 8:30 a.m. followed by the full Board meeting at 1:00 p.m.

Regents are invited to tour the UW Medicine South Lake Union facility directly following the Board meeting.

Regent Blake invited President Young to provide a report to the Board.

REPORT OF THE UNIVERSITY PRESIDENT: President Young

President Young offered his thanks to meeting “hosts” Orin Smith and Jeff Brotman, recognizing the generous support they have provided to the University, especially to UW Medicine at South Lake Union.

The President offered a recap of his activities over the past month telling the Regents he attended the Costco Scholarship Breakfast where he met scholars and supporters. He met with legislators, community leaders and alumni on the Olympic Peninsula and in Pierce County. He traveled to Olympia to meet with state leaders.

He enjoyed the Dawg Days events on campus noting the presence of many student organizations soliciting members and demonstrating enthusiasm for their respective activities.

The President spoke to incoming students at the Freshman Convocation, attended by six thousand people at Hec Edmundson Pavilion, followed by the President’s Picnic on Rainier Vista where the President recounted having his photo taken with most of the students in attendance. He especially noted and appreciated the mixing and mingling of students and their families from all locations of the state, country, and world.

The President delivered an annual address to the university community. In his remarks he praised the UW as a remarkable and impressive university. He outlined his focus on the budget and the longer term issue of reimagining higher education.

He reported on his attendance at meetings of the Association of American Universities in Washington, D.C., where he learned many university presidents face similar challenges and are experimenting with many of the same things as UW. He was invited to Harvard, along with the presidents of Princeton and Stanford, to form a small group under the auspices of the Aspen Institute to discuss the future of higher education with a focus on the fundamental business model used to deliver higher education. UW will contribute ideas and derive new ideas.

He had opportunity to meet with ACRE and UWINCO, and praised the high quality of members with their breadth and depth of experience in real estate and investment. He said he, and the Regents, will receive sophisticated and helpful advice from these committees.

The President delivered speeches at business roundtables, the Technology Alliance, and at the Seattle Metropolitan Chamber of Commerce. The response has been welcoming to his presentation of a partnership between the University and the business community. He

October 20, 2011

has been encouraged to hear people say they want to participate and be part of this partnership.

President Young said he has enjoyed the fun and excitement of Husky football. At a recent game, NCAA President Mark Emmert returned to the UW to speak about developments at the NCAA. Pac-12 Commissioner Larry Scott shared information about the television networks in development for the league.

UW has received recognition: the Times of London ranked the UW in the top twenty-five in the world, with UW's Business School rated thirty-fifth; the Sierra magazine singled out UW as the coolest campus for its successful efforts in the area of sustainability; MSNBC cited UW as one of the thirty most beautiful campuses; and Travel and Leisure Magazine singled out UW as one of the country's most beautiful campuses.

He reported faculty "continue to shine." Assistant Professor Shwetak Patel, Computer Science & Engineering, was awarded a MacArthur "genius" grant. His work focuses on monitoring the energy use of home appliances. As a computer scientist, licensed carpenter, and plumber, Dr. Patel mixes the academic with the practical.

The National Institutes of Health awarded ten inaugural Early Independence Awards to star young researchers recently completing PhD programs. The UW earned two – Nicole Basta in the Department of Epidemiology and Daniela Witten in the Department of Biostatistics. Two other recipients were UW alums. Two UW faculty members received Presidential Early Career Awards for Scientists and Engineers – Dr. Kristina M. Utzschneider, Assistant Professor in the Department of Medicine; and Ben Kerr, Assistant Professor in the Department of Biology. Professor David Eaton, Associate Vice Provost for Research, was elected to the National Institute of Medicine. This was well-deserved recognition for Dr. Eaton, a Professor in Environmental and Occupational Health Sciences, and for the University.

The Secretary of Agriculture awarded UW and WSU an \$80 million shared grant to develop bio-fuels from wood products. WSU will focus on using the detritus from wood, while UW's research is expected to focus on growing poplar trees for use as bio-fuel. This research is expected to reduce the impact of bio-fuels on the food supply, be more sustainable, and less pollutant. There is also the possibility of revitalizing the northwest lumber industry.

President Young updated the Regents about the Provost search. The search committee has solicited and received input from communities on all three campuses. They are currently reviewing nominations. The President hopes to receive recommendations from the committee by mid-November and select a Provost in December.

CONSENT AGENDA

Regent Blake noted there were ten items for approval on the consent agenda, and called for a motion.

MOTION: Upon the recommendation of the Chair of the Board and the motion made by Regent Smith, the Board voted to approve the ten items on the consent agenda as shown below:

Minutes for the meeting of September 15, 2011

UW Tacoma Milgard School of Business – Establishment of the Master of Accounting Degree Program (Agenda no. A-3)

It was the recommendation of the administration and the Academic and Student Affairs Committee that the Board of Regents grant authority to the graduate faculty of the Milgard School of Business at the University of Washington, Tacoma to offer the Master of Accounting (MAcc) degree program, effective immediately. The degree program will have provisional status with a review to be conducted by the Graduate School in the 2016-2017 academic year.

See Attachment A-3.

Moderate Degree Change: Master of Education (M.Ed.) in School Psychology to Educational Specialist (Ed.S.) in School Psychology (Agenda no. A-4)

It was the recommendation of the administration and the Academic and Student Affairs Committee that the Board of Regents grant authority to the College of Education to change the title of its existing Master of Education (M.Ed.) degree in School Psychology to the Educational Specialist (Ed.S.) degree in School Psychology, effective immediately. This is a change in degree title only. The M.Ed. in School Psychology will no longer be available to incoming students. Students currently in the program may elect to graduate with the new Ed.S. in School Psychology or with the original M.Ed. in School Psychology. The degree program will remain on its regular review cycle and will be incorporated into the next regularly scheduled College of Education review.

See Attachment A-4.

Grant and Contract Awards Summary – August, 2011 (Agenda no. F-2)

It was the recommendation of the administration and the Finance, Audit and Facilities Committee the Board of Regents accepts Grant and Contract Awards for the month of August in the total amount of \$177,737,200. The fiscal year-to-date is \$290,741,428.

See Attachment F-2.

On-Call Architectural Master Term Agreement – Select Architect (Agenda no. F-4)

It was the recommendation of the administration and the Finance, Audit and Facilities Committee that the President be delegated authority to award an On-Call Architectural Master Term Agreement to Buffalo Design, subject to successful negotiation of the

October 20, 2011

architectural and professional services agreement. This architectural agreement will replace an existing architectural master term agreement to Buffalo Design that is reaching the contractual limits.

In the event of an unsuccessful negotiation with the selected firm, it was requested that authority be delegated to open negotiations with HDR, Inc. the firm recommended as first alternate.

See Attachment F-4.

Architectural Commission Membership Reappointment (Agenda no. F-5)

It was the recommendation of the administration and the Finance, Audit and Facilities Committee that the Board of Regents reappoint Linda Jewell to the University of Washington Architectural Commission, for the period October 2011 through September 2015.

See Attachment F-5.

Revising Board of Regents Governance, Standing Orders, Chapter 1, Delegation of Authority (Agenda no. F-6)

It was the recommendation of the administration and the Finance, Audit and Facilities Committee that the Board of Regents approve the revisions to the *Board of Regents Governance, Standing Orders, Chapter 1, "Delegation of Authority."*

See Attachment F-6.

Approval to Name University of Washington Baseball Team Building Facility the "Wayne Gittinger Baseball Team Building" (Agenda no. F-7)

It was the recommendation of the administration and the Finance, Audit, and Facilities Committee that the Regents approve naming the new baseball team facility as the "Wayne Gittinger Baseball Team Building."

See Attachment F-7.

Human Resources/Payroll Replacement Project – Approve Issuance of Request for Proposals and Delegation of Authority to the President (Agenda no. F-8)

It was the recommendation of the administration and the Finance, Audit and Facilities Committee that the Board of Regents approve issuing a Request for Proposals (RFP) to explore possible replacement of the Human Resources/Payroll system and delegate authority to the President to submit plans and proposals as necessary for approval by the state of Washington. Adoption of the final project plan, budget, and award of contract(s) will be brought to the Regents for approval in 2012.

See Attachment F-8.

Proposal for a New Course Fee in the School of Music (Agenda no. F-13)

It was the recommendation of the administration and the Academic and Student Affairs Committee and the Finance, Audit and Facilities Committee that the Regents approve a new course fee of up to \$900 per course for students enrolled in individual lessons in musical performance in the School of Music, College of Arts and Sciences, the proposed fee to be paid only by students receiving course credit for individual lessons taught by School of Music faculty members and instructors. The proposed fee will be phased in beginning in September 2012.

See Attachment F-13.

STANDING COMMITTEES

ACADEMIC AND STUDENT AFFAIRS COMMITTEE: Regent Harrell Chair

Regent Blake invited Regent Harrell to give a report from the Academic and Student Affairs Committee.

Academic and Administrative Appointments (Agenda no. A-1)

MOTION: Upon the recommendation of the administration and the motion made by Regent Jewell, the Board voted to approve the personnel appointments. Regent Knowles abstained from the vote.

See Attachment A-1.

UW Medicine Board Reappointment (Agenda no. A-2)

MOTION: Upon the recommendation of the Chair of the Board of Regents, the Academic and Student Affairs Committee, and the motion made by Regent Barer, the Board of Regents voted to approve the following reappointment to the UW Medicine Board as the Regent representative:

Reappointment

Sally Jewell Term: October 1, 2010 – September 30, 2013

Regent Jewell abstained from the vote.

See Attachment A-2.

Diversity at the University of Washington in the 21st Century (Agenda no. A-5)
(Information only)

Regent Harrell reported on the annual update on diversity at the University of Washington presented by Sheila Edwards Lange and colleagues from UW Tacoma and

October 20, 2011

Bothell. She said the data and results speak for themselves, showing the six-year graduation rate for under-represented minority students has improved from the rate of 25% in the 1990s to the current rate of over 70%, compared to 80% for white students. Regent Harrell said she found the student profile on all three campuses interesting made up of 50% under-represented and international students, and 50% Caucasian, and 56% female and 44% male. In the future she plans to split the annual diversity report into two presentations, one focused on students and another on faculty and administration.

See Attachment A-5.

FINANCE, AUDIT AND FACILITIES COMMITTEE: Regent Smith, Chair

Regent Blake invited Regent Smith to report from the Finance, Audit and Facilities Committee and the Joint Committee meetings. Regent Smith commented on items approved by the Regents on the consent agenda. The Regents approved naming the UW Baseball Facility the "Wayne Gittinger Baseball Team Building." They reviewed a request for authorization to proceed with an RFP for a new UW Information Technology system to handle human resources and payroll.

Report of Contributions – August, 2011 (Agenda no. F-1) (Information only)

The total gifts received in August, 2011, was \$28,496,890; the total for the year-to-date is \$50,808,469.

See Attachment F-1.

Actions Taken Under Delegated Authority (Agenda no. F-3) (Information only)

See Attachment F-3.

Advisory Committee on Real Estate (ACRE) Update (Agenda no. F-9) (Information only)

This item was pulled from the agenda.

University of Washington Investment Committee (UWINCO) Update (Agenda no. F-10) (Information only)

Regent Smith reported Regents heard investment results from UWINCO.

See Attachment F-10.

Student Housing Phase II: Lander Hall Replacement – Design Presentation (Agenda no. F-11) (Information only)

Regents viewed a plan for the design to replace the Lander Hall student residence.

See Attachment F-11.

Joint Session

ACADEMIC AND STUDENT AFFAIRS COMMITTEE: Regent Harrell – Chair
FINANCE, AUDIT AND FACILITIES COMMITTEE: Regent Smith –Chair

Regent Smith reported Regents, with reluctance, approved student course fees to cover the cost of individual training in the School of Music. This, he said, is a challenging issue because of the impact it may have on students. In deciding to approve the fee, Regents were compelled by the proposed alternative of closing the music performance program, the effects on the School of Music's ability to recruit, challenges of faculty retention, and the quality of education.

Revised Endowment and Program Naming Policy (Agenda no. F-12) (Information only)

Regents discussed a proposal to increase the minimum amount requested of donors to fund endowments. The proposal also addressed endowment naming policies with the goal of maintaining consistency from program to program. This updated policy will be presented to the Board for approval at their next meeting.

See Attachment F-12.

State Budget Update (Agenda no. F-14) (Information only)

Regents received what Regent Smith called a "dismal review" of the state budget. They will continue to receive updates. The level of state funding to the University decreased from \$400 million per year in 2009 to the current level of \$200 million. The state is looking at a further annual funding reduction to between \$150 to \$160 million. This is a 60% reduction in state funding over a short period of time. State need grants for students are threatened as well.

See Attachment F-14.

Husky Stadium Renovation – Informational Update (Agenda no. F-15) (Information only)

See Attachment F-15.

REPORTS TO THE BOARD OF REGENTS

Regent Blake announced she invited ASUW Presidents from Bothell and Tacoma to give reports to the Board at each meeting, and asked them to sit at the Board table during their reports.

ASUW President: Mr. Conor McLean

Mr. McLean thanked Regent Blake for inviting ASUW Presidents from Bothell and Tacoma to provide reports.

Mr. McLean said the 2010-11 ASUW Annual report, included in Regents packets, was created by last year's ASUW leadership to advertise ASUW's efforts, achievements, successes, and goals to all stakeholders, including students, faculty, administrators, and the Board of Regents. Some of the highlights and goals include U-PASS implementation, advocacy efforts, creation of the "Dawg Pack" and ICA scholarship programs, and many on-campus events.

With the special legislative session coming soon, Mr. McLean said it is an upsetting time to be a student. Students plan to go to Olympia and "fight for funding." He feels there is a need for increased revenue from the state to the University; the budget cuts are not sustainable – they have dire implications for students. The ASUW Office of Government Relations is planning a student empowerment banquet where students will meet and interact with legislators. House Speaker Frank Chopp is scheduled to speak at the event, and several legislators have committed to attend.

Mr. McLean looks forward to working in partnership with UWImpact and President Young on legislative issues, stressing the importance of higher education to the state.

Commenting on the Provost's Advisory Committee, Mr. McLean said the first meeting was held recently, and began with an orientation about the budgeting process for the student members of the committee. He looks forward to the committee providing input and feedback to the budget-setting process to further the goal of shared governance between faculty, students and administrators at the University. He termed this committee a "milestone opportunity."

Mr. McLean said he appreciated the comments President Young made at his recent community address when he expressed his commitment to working with student government and student leaders and to remaining open and transparent.

Upset students have commented on the newly-adopted \$76 mandatory universal U-PASS fee. Comments were received mainly from on-line students, those not living in the Seattle area, and students who don't use the services provided by the fee. A U-PASS advisory committee has been formed with representation from ASUW, GPSS, and Transportation Services to review concerns and develop a message that will convey the benefits of the fee to the entire university community.

ASUW leaders are discussing a diversity requirement, which would consist of certain courses required for graduation. There is strong student support for this initiative. Following a review during this quarter, Mr. McLean plans to report back to regents on this topic.

The Husky Pride Fund has reached the level required for an endowment, so scholarship funding will be distributed to students. Mr. McLean said a “quarter for a quarter” encourages people to donate coins to the fund to support students.

Regent Blake commended Mr. McLean on ASUW’s impressive printed report.

GPSS President: Mr. Aaron Naumann

Mr. Naumann thanked the Board for inviting ASUW Presidents from Bothell and Tacoma to make remarks. He reported GPSS has completed orientation programs – contacting more than 1200 graduate and professional students to inform them about GPSS. The first GPSS senate meeting was held on October 5. It was well attended by first year senators who expressed enthusiasm and energy. At that meeting, they discussed desirable characteristics in a Provost.

Mr. Naumann described concerns expressed by graduate and professional students about the faculty and the quality of education. He said it appears programs are experiencing a loss of faculty and are pulling funding away from graduate students. This loss of faculty is creating a void in mentorship resulting in students feeling “lost” in their programs.

GPSS held its first social event to provide networking opportunities for 500 to 700 graduate and professional students. Mr. Naumann thanked the President’s Office, the Office of Student Life, and the Graduate School for their financial support of the event.

GPSS kicked off a campaign for the year entitled “On Whose Shoulders” referring to a policy decision affecting higher education funding in the state of Washington. The GPSS Higher Education Summit will be held on Friday, November 4. Program themes include asking who should pay for higher education during challenging economic times. Regents are welcome to attend. He thanked President Young for his commitment to making opening remarks at the Summit.

Mr. Naumann said students are concerned about the way programs move into the fee-based category. Mr. Naumann said students have limited ability to comment and provide input into the process.

A discussion on faculty retention followed Mr. Naumann’s remarks.

At Provost Wadden’s urging, Mr. Naumann described the Provost’s Advisory Committee for Students (PACS). This is a sixteen-student group formed last year to provide students with a conduit to discussions with the Provost’s office about budget decisions. ASUW and GPSS, along with Bothell and Tacoma, students are represented on the committee, which meets regularly. Committee members are learning about different budget models. The ASUW and GPSS Presidents serve as ex officio members, and one student member is nominated jointly by the ASUW and GPSS, and the Senate Committee on Planning and Budgeting.

ASUW Tacoma President: Mr. Jonathan Bowers

October 20, 2011

Mr. Bowers addressed the Regents about activities on the UW Tacoma campus, saying it's been a hard year for students. Over one hundred and fifty students attended a recent "Stop By, Say Hi" event in the ASUW offices. He said there have been many events involving newly-hired Chancellor Debra Friedman and Vice Chancellor JW Harrington, including a diversity event.

UW Tacoma students asked Mr. Bowers to talk with the Regents about tuition and affordability. Students, he said, are proud to be Huskies and receive a high quality education but fear this will not continue to be affordable.

Mr. Bowers shared his personal story about the financial challenges he and his girlfriend face staying at UW. He hopes students will find ways to partner with faculty, staff, alumni, and the Board of Regents to work together to identify solutions to common challenges. He feels the Provost's Advisory Committee is a first step. He asked for the Board's partnership and support for students' advocacy efforts.

ASUW Bothell President: Mr. Frederic Sawyer Hensen

Mr. Hensen echoed his gratitude to the Regents for inviting him to give a report from UW Bothell. He told the Regents ASUW Bothell leadership is looking at options for additional on-campus food services and recreation spaces. He shared plans to break ground next week on a community garden.

Mr. Hensen described campus sustainability initiatives including a policy to have no Styrofoam and no non-recyclable or non-compostable materials on campus. ASUW Bothell leaders are working with campus event coordinators and other administrators to purchase from vendors who offer recyclable and compostable materials. The campus is installing eight electric hand dryers to save non-recyclable paper. They expect the savings will pay for the installation within five years.

Mr. Hensen reported record student enrollment at UW Bothell. The 2011-2012 headcount is 3,759 students, the full-time equivalent is 3,367. This is a 17% increase over last year. The number of students has caused space constraints for classrooms and other aspects of student life. UW Bothell plans to open a student activity center in the next four years.

UW Bothell is forming a freshman council to offer first-year students a voice in student government. They are also forming a graduate student council for the first time, allowing graduate students to have representation in student government. The students started a Washington Student Association chapter on campus, a milestone toward UW Bothell engagement with the state legislature.

Faculty Senate Chair: Professor Susan Astley

Dr. Astley commented on an earlier discussion about faculty retention, especially for those without tenure. Her remarks are attached.

October 20, 2011

Regent Jewell said it would be helpful in the future if Professor Astley, representing all faculty members as Faculty Senate Chair, would present issues affecting all types of faculty in the institution. Regent Blake said a broader perspective at a future meeting would be useful to the Regents. Provost Wadden offered to profile University faculty at a future meeting, specifically research, teaching, and funding.

Alumni Association President: Ms. Susan Wilson Williams

Ms. Williams said the UW Alumni Association has been productive over the last year creating materials and programs showing how the alumni and the greater community can make a difference in issues involving higher education.

UWAA is conducting training and development sessions for advocates, the District Dawgs. This training is developed by political consultants and includes materials designed to improve the effectiveness of advocacy alumni when communicating with elected officials. UWImpact will partner with the Seattle Times in its "Greater Good" campaign for higher education. Messages will also appear in Columns magazine and in broadcast e-mail communications to alumni.

During the fall UWAA is hosting hundreds of events across the country involving thousands of alumni gathering to celebrate the UW. Alumni have expressed their enthusiasm for Husky football with record attendance at Washington Warm-Up pre-game events at away games.

Ms. Williams described upcoming Homecoming events and activities. The 26th annual Dawg Dash will be held at Husky Stadium on Sunday, October 23. 3500 plan to attend with 30 vendors on the field. The fifty year reunion of the class of 1961 will be held on Friday, October 28. President Young will be the honored guest speaker.

The Multicultural Breakfast will be held on Saturday, October 29. Homecoming wraps up with the annual Purple and Gold luncheon at the Seattle Yacht Club.

Many alumni return to campus during fall quarter.

Ms. Williams presented Board members, and others, with UW Alumni Association travel umbrellas.

DATE FOR NEXT MEETING

The next regular meeting of the Board of Regents will be held on Thursday, November 17, 2011, on campus.

ADJOURNMENT

The regular meeting was adjourned at 2:35 p.m. Regents and others enjoyed a tour of UW Medicine South Lake Union facilities.



Joan Goldblatt
Secretary of the Board of Regents

Approved at the meeting of the Board on November 17, 2011.

Susan Astley, Senate Chair
Report to the Regents
October 20, 2011

Thank you for this opportunity to speak with you today.

As chair of the faculty senate, I represent all faculty. Over the course of the year I would like to share with you the challenges and rewards of being a faculty member at the University of Washington, especially as they impact our core missions of teaching, research, and clinical/community service. Today I will focus on the challenges and rewards of the faculty without tenure by reason of funding (WOT), for which I am a member. I will also focus on potential solutions to the challenges we face.

Aaron Naumann's presentation today (GPSS president) served as a fitting segue way into my presentation. As a graduate student, he expressed concern about the impact of the ongoing budget crisis on retention of faculty engaged in research. These are the very faculty he and other graduate students are dependent on to support their graduate programs and mentorship. As a faculty member I too am concerned about retention. But my concern is not just centered on loss of faculty to competing offers. I am deeply concerned about attrition due to sheer exhaustion. I will admit I have had a number of offers from other Universities, but I have no desire to leave or leverage that offer for a higher salary. After all, I would have to pay for my higher salary. My roots run deep at this University, as they do in this community. One could not make me an offer that would take me away from this institution. But what could ultimately force me from this University is sheer exhaustion; the unsustainable effort required of me to maintain my clinical/research/training program. I am essentially running a business, single handedly, with no safety net. I am responsible for paying my salary and the salaries of my entire staff. I also pay for all services and space my program utilizes at a 54% indirect cost rate. Achieving the rank of full professor earns me nothing more than a title and a 7% pay raise, of which I pay. My position is only as secure as my ability to keep it funded without interruption.

According to the UW 2010 Fact Sheet enclosed in your meeting materials, of the 3,894 faculty, 53% were tenured, 37% were WOT and 10% were Research. The WOT and Research faculty are unique from tenured faculty in that they must write grants to secure their salaries and the salaries of their staff. It is largely the WOT and Research faculty who secured the 1.4 billion in sponsored research funds in FY 2010, placing the UW second in federal research funding for public universities nationwide. Per the Faculty Code WOT faculty members have the same rights, responsibilities, and obligations as tenure-track and tenured faculty members. The description of their duties and qualifications for promotion and salary increases for reasons of merit are the same. Faculty members WOT are expected to be integrated fully into the research, instructional, and service activities of their departments. For example, as a faculty WOT, I provide instruction to several hundred students and community professionals annually across a multitude of venues (a graduate level course, weekly clinical training of community professionals through my pediatric clinic, distance learning of professionals worldwide through my online clinical course, as a guest lecturer in five courses campus wide, and through service on doctoral and masters committees). I also direct and am solely responsible for funding a UW pediatric clinic I cofounded in 1993. And I am at all times engaged in research (laboratory,

clinical, and/or public health research). The magnitude of effort required to maintain this level of instructional, research, and clinical service is immense. I have worked seven days per week for as long as I can remember. My level of responsibility and effort are not unique. This level of effort is typical among my WOT/Research colleagues. Up until recently, I was able to largely keep pace with the demands of my position with a 7 day/week effort. Seven days per week is no longer sufficient.

Faculty retention will be vital if this University is to maintain its top ranked national/international standing. The University will inevitably lose some faculty to a better offer of support. But my concern is the number of colleagues I have who have left or plan to leave out of exhaustion. They have led highly successful careers, are national leaders in their fields, have undying passion for what they do, but the immense effort required of them, with no relief in sight, is simply not sustainable. Full professors are one of this University's most valuable resources. They are the subset that demonstrated they have what it takes to succeed. They are the subset the University invested the most in. But it is no longer a level playing field. The challenges faced by faculty WOT include increasingly scarce funding, loss of administrative support through budget reductions, and no safety net. In the 'old' days, if you received a grant/contract, the funding you received was secure for the duration of the contract. Now, one can receive funding and have the funding reduced or discontinued altogether with only a few days of notice. These conditions make building and maintaining a program extremely challenging. Insecure funding and increased administrative demands limit a faculty member's ability to engage effectively in teaching, research, and community service.

The challenges are immense, but so are the rewards. As a faculty member of a world class University, the opportunities are limitless-opportunities to make a real difference in the world, impact policy, train the next generation of world leaders. It is difficult to imagine a more rewarding career.

And these challenges are not without solutions. The University has been engaged in increasing operational efficiencies for over a decade. The rollout of services like SAGE, MyFinancial Desktop, Grant Tracker, eprocurement, procard, and electronic timesheets have saved my program \$100,000 per year in efficiencies. Many of us well remember the days when grants were submitted as hard copy and had to be walked around the University for signature. Continuing to rollout these efficiencies are imperative. Solutions that would measurably reduce the burden currently shouldered by faculty WOT include, but are not limited to: 1) reinstate the funding search service previously offered through the Health Sciences Library; 2) establish electronic submission of Human Subjects Applications much like the electronic submission of grants through SAGE; 3) provide faculty with mechanisms to build their own fiscal safety nets; 4) compensate faculty for grant writing and service on student doctoral and thesis committees commensurate with the level of effort they devote to these activities; and 5) engage faculty more directly and routinely in identifying and proposing solutions to the challenges they face. Students benefit most when faculty get to be faculty (not administrators).

VII. STANDING COMMITTEES

A. Academic and Student Affairs Committee

Academic and Administrative Appointments

RECOMMENDED ACTION

It is the recommendation of the administration and the Academic and Student Affairs Committee the Board of Regents approve the appointments to the University faculty and administration as presented on the attached list.

Attachment

Personnel Recommendations

ADMINISTRATIVE APPOINTMENTS

College of Arts and Sciences

Department of Near Eastern Languages and Civilization

Kuru, Selim Sirri

**Acting Chair, Near Eastern Languages and Civilization,
effective 12/16/2011**

Continuing Appointment:

- Associate Professor, Near Eastern Languages and Civilization

Degrees:

- PhD, 2000, Harvard University
- MA, 1993, Bogazici University (Istanbul)
- BA, 1990, Bogazici University (Istanbul)

School of Dentistry

Department of Periodontics

Darveau, Richard P.

Chair, Periodontics, effective 8/1/2011

Continuing Appointments:

- Professor, Periodontics
- Professor, Oral Health Sciences
- Adjunct Professor, Microbiology

Degrees:

- PhD, 1981, Washington State University
- MS, 1977, Northern Illinois University
- BS, 1975, Northern Illinois University

Graduate School

Graduate School

Aanerud, Rebecca Jean

Associate Dean, Graduate School, effective 8/1/2011

Continuing Appointment:

- Senior Lecturer, Full-time, Gender, Women, and Sexuality Studies

Degrees:

- PhD, 1998, University of Washington
- MA, 1993, University of Washington
- BA, 1990, University of Washington

School of Medicine

Department of Family Medicine

Norris, Thomas Elmore

Chair, Family Medicine, effective 9/16/2011

Continuing Appointments:

- Professor without Tenure, Family Medicine
- Adjunct Professor, Global Health
- Adjunct Professor, Health Services
- Adjunct Professor, Medical Education and Biomedical Informatics
- Adjunct Professor, Medicine
- Associate Dean, School of Medicine

Degrees:

- MD, 1973, University of Texas (Galveston)
- BS, 1970, Southwest Texas State University

Department of Orthopaedics and Sports Medicine

Chapman, Jens Robert

Chair, Orthopaedics and Sports Medicine, effective 8/1/2011

Continuing Appointments:

- Professor without Tenure, Orthopaedics and Sports Medicine
- Professor without Tenure, Neurological Surgery

Degrees:

- MD, 1983, Technical University of Munich (Germany)
- Bachelor Of Medicine (BM), 1979, University of Regensburg (Germany)

School of Nursing

School of Nursing

Gallucci, Betty Bierut

Interim Associate Dean for Academic Affairs, Nursing, effective 7/1/2011

Continuing Appointment:

- Professor Emeritus, Biobehavioral Nursing and Health Systems

Degrees:

- PhD, 1973, North Carolina State University
- MLifeSc, 1971, North Carolina State University
- BS, 1966, State University of New York (Buffalo)

Daniel J. Evans School of Public Affairs

Daniel J. Evans School of Public Affairs

Plotnick, Robert David

Associate Dean, Public Affairs, effective 7/1/2011

Continuing Appointments:

- Professor, Public Affairs
- Adjunct Professor, Economics

Degrees:

- PhD, 1976, University of California (Berkeley)
- MA, 1973, University of California (Berkeley)
- BA, 1971, Princeton University

Smith, Steven Rathgeb

Associate Dean, Public Affairs, effective 7/1/2011

Continuing Appointment:

- Professor, Public Affairs

Degrees:

- PhD, 1988, Massachusetts Institute of Technology
- Master Of Social Work, 1978, Washington University
- AB, 1973, Brown University

School of Social Work

School of Social Work

Tajima, Emiko A.

**Associate Dean for Academic Affairs, Social Work,
effective 7/1/2011**

Continuing Appointment:

- Associate Professor, Social Work

Degrees:

- PhD, 1999, Bryn Mawr College
- MS, 1987, University of Pennsylvania
- BA, 1984, Brandeis University

University of Washington, Bothell

Nursing Program, Bothell

Leppa, Carol Jean

Interim Director, Nursing, Bothell, effective 9/16/2011

Continuing Appointments:

- Professor, Nursing, Bothell
- Adjunct Professor, Biobehavioral Nursing and Health Systems
- Associate Director, Nursing, Bothell

Degrees:

- PhD, 1990, University of Illinois
- MS, 1986, University of Illinois
- BSN, 1983, College of St. Benedict (St. Joseph, MN)
- BA, 1971, St. Cloud State University

ENDOWED APPOINTMENTS

College of Arts and Sciences

Department of Biology

Sebens, Kenneth

**Dennis Willows Director's Endowed Professorship, effective
10/1/2011**

Continuing Appointments:

- Professor, Biology
- Director, Provost

Degrees:

- PhD, 1977, University of Washington
- BA, 1972, University of Connecticut

Department of History

Thomas, Lynn Marie

Giovanni and Amne Costigan Endowed Professorship In History, effective 10/1/2011

Continuing Appointments:

- Professor, History
- Adjunct Professor, Anthropology
- Adjunct Professor, Gender, Women, and Sexuality Studies

Degrees:

- PhD, 1997, University of Michigan
- MA, 1993, Northwestern University
- BA, 1989, Johns Hopkins University
- MA, 1989, Johns Hopkins University

Warren, Adam W.

Howard And Frances Keller Endowed Professorship In History, effective 10/1/2011

Continuing Appointment:

- Associate Professor, History

Degrees:

- PhD, 2004, University of California (San Diego)
- MA, 2000, University of California (San Diego)
- BA, 1995, University of California (Davis)

Business School

Department of Management and Organization

Reynolds, Paula Rosput

Edward V. Fritzky Endowed Visiting Chair In Leadership, effective 9/16/2011

Continuing Appointment:

- Visiting Professor, Management and Organization

Degree:

- BA, 1977, Wesley College

Reynolds, Stephen

Edward V. Fritzky Endowed Visiting Chair In Leadership, effective 9/16/2011

Continuing Appointment:

- Visiting Professor, Management and Organization

Degrees:

- MBA, 1972, University of Oregon
- BA, 1970, University of California (Berkeley)

College of the Environment

Department of Earth and Space Sciences

Winglee, Robert Matthew

Dean's Professorship in Geoscience, effective 7/1/2011

Continuing Appointments:

- Professor, Earth and Space Sciences
- Adjunct Professor, Aeronautics and Astronautics
- Adjunct Professor, Physics
- Chair, Earth and Space Sciences

Degrees:

- PhD, 1984, University of Sydney (Australia)
- BSC, 1980, University of Sydney (Australia)

School of Aquatic and Fishery Sciences

Schindler, Daniel Edward

Harriet Bullitt Endowed Chair in Conservation in the College of the Environment, effective 7/1/2011

Continuing Appointments:

- Professor, Aquatic and Fishery Sciences
- Professor, Biology

Degrees:

- PhD, 1995, University of Wisconsin (Madison)
- MS, 1992, University of Wisconsin
- BSC, 1990, University of British Columbia (Canada)

School of Forest Resources

Reichard, Sarah Elizabeth

Orin & Althea Soest Chair For Urban Horticulture, effective 3/1/2011

Continuing Appointments:

- Professor, Forest Resources
- Adjunct Professor, Landscape Architecture

Degrees:

- PhD, 1994, University of Washington
- MS, 1989, University of Washington
- BS, 1981, University of Washington

Ryan, Clare Mary

Ben Rabinowitz Endowed Professorship in the Human Dimensions of the Environment, effective 7/16/2011

Continuing Appointments:

- Professor, Forest Resources
- Adjunct Professor, Public Affairs
- Adjunct Professor, School of Marine and Environmental Affairs
- Director,

Degrees:

- PhD, 1996, University of Michigan (Ann Arbor)
- MS, 1990, University of Michigan (Ann Arbor)
- BS, 1983, Western Washington University

School of Medicine

Department of Anesthesiology and Pain Medicine

Schwinn, Debra Anne

Allan J. Treuer Endowed Professorship in Anesthesiology, effective 8/1/2011

Continuing Appointments:

- Professor, Anesthesiology and Pain Medicine
- Adjunct Professor, Genome Sciences
- Adjunct Professor, Pharmacology
- Chair, Anesthesiology and Pain Medicine

Degrees:

- MD, 1983, Stanford University
- BA, 1979, College of Wooster

School of Public Health

Department of Biostatistics

Fleming, Thomas Richard

**Dr. Ross Prentice Endowed Professorship For Biostatistical
Collaboration, effective 9/16/2011**

Continuing Appointments:

- Professor without Tenure, Biostatistics
- Professor without Tenure, Statistics

Degrees:

- PhD, 1976, University of Maryland
- MA, 1974, University of Maryland
- BA, 1972, College of St. Thomas

NEW APPOINTMENTS

College of Arts and Sciences

Department of Psychology

Ha, Renee L.

Research Associate Professor, Psychology, effective 7/1/2011

Prior UW Appointment:

Affiliate Assistant Professor, Psychology

Degrees:

- PhD, 1999, University of Washington
- BS, 1991, University of Washington

Business School

Department of Management and Organization

Reynolds, Paula Rospot

**Visiting Professor, Management and Organization, effective
9/16/2011**

Prior Non-UW Appointment:

CEO, Prefer West, LLC

Degree:

- BA, 1977, Wesley College

Reynolds, Stephen

**Visiting Professor, Management and Organization, effective
9/16/2011**

Prior Non-UW Appointment:

CEO and Chairman, Puget Sound Energy

Degrees:

- MBA, 1972, University of Oregon
- BA, 1970, University of California (Berkeley)

Department of Marketing and International Business

Agrawal, Nidhi

Visiting Associate Professor, Marketing and International Business, effective 9/16/2011

Prior Non-UW Appointment:

Associate Professor, Marketing, Northwestern University

Degrees:

- PhD, 2006, New York University
- MBA, 1999, Mudra Institute of Communications (India)
- BBA, 1997, Gujarat University (India)

Zhang, Zaozao

Assistant Professor, Marketing and International Business, effective 5/18/2011

Prior UW Appointment:

Acting Assistant Professor, pending Ph.D., Marketing and International Business

Degrees:

- PhD, 2011, Columbia University
- MPHIL, 2007, Columbia University
- BA, 2004, Rutgers University

College of Education

College of Education

Ishimaru, Ann

Assistant Professor, Education, effective 1/1/2012

Prior Non-UW Appointment:

Research Consultant, Organizational Learning and Accountability in NYC Schools

Degrees:

- Doctor Of Education, 2011, Harvard University
- EdM, 2008, Harvard University
- MA, 1994, Stanford University
- BA, 1993, Stanford University

Shouse, Andrew W.

Research Assistant Professor, Education, effective 9/16/2011

Prior UW Appointment:

Acting Assistant Professor, temporary, Education

Degrees:

- PhD, 2005, Michigan State University
- BA, 1994, Michigan State University

College of Engineering

Department of Bioengineering

Koelsch, Patrick

Research Assistant Professor, Bioengineering, effective 9/1/2011

Prior Non-UW Appointment:

Research Group Leader, Toxicology and Genetics,
Karlsruhe Institute of Technology
Research Group Leader, Applied Physical Chemistry,
University of Heidelberg

Degrees:

- PhD, 2005, University of Potsdam (Germany)
- MSC, 2003, University of Potsdam (Germany)

Department of Civil and Environmental Engineering

Ahmed, Kamal Mostafa

Visiting Assistant Professor, Civil and Environmental Engineering, effective 9/16/2011

Degrees:

- PhD, 1999, University of Washington
- MSC, 1988, Cairo University (Egypt)
- BSC, 1982, Cairo University (Egypt)

Gough, Heidi Lois

Research Assistant Professor, Civil and Environmental Engineering, effective 9/16/2011

Prior UW Appointment:

Research Associate, Civil and Environmental Engineering

Degrees:

- PhD, 2004, Northwestern University
- MS, 1998, Northwestern University
- BS, 1993, Northwestern University

School of Law

School of Law

Torrance, Andrew

Visiting Professor, Law, effective 9/16/2011

Prior Non-UW Appointment:

Professor, Law, University of Kansas

Degrees:

- JD, 2000, Harvard University
- PhD, 1997, Harvard University
- AM, 1994, Harvard University
- BSC, 1991, Queen's University (UK)

School of Medicine

Department of Anesthesiology and Pain Medicine

Loland, Vanessa Jennifer

Associate Professor without Tenure, Anesthesiology and Pain Medicine, effective 10/1/2011

Prior Non-UW Appointment:

Assistant Professor, Department of Anesthesiology, UC San Diego

Degrees:

- MD, 2002, New York Medical College
- BS, 1998, University of Washington

Roche, Anthony Michael

Associate Professor without Tenure, Anesthesiology and Pain Medicine, effective 9/1/2011

Prior Non-UW Appointment:

Assistant Professor, Dept. of Anesthesiology, Duke University Medical Center

Degrees:

- MMed, 2001, University of Capetown (South Africa)
- Fellow of the Royal College of Anesthetists, 1999, Royal College of Anaesthetists
- MB ChB, 1993, University of Stellenbosch (South Africa)

Department of Biochemistry

Ailion, Michael Edward

Assistant Professor, Biochemistry, effective 9/15/2011

Degrees:

- PhD, 2000, University of Washington
- BS, 1993, University of Utah

Department of Family Medicine

Overstreet, Frederica

Assistant Professor without Tenure, Family Medicine, effective 9/1/2011

Prior UW Appointment:

Acting Assistant Professor, temporary, Family Medicine

Degrees:

- MD, 1996, University of Washington
- MPH, 1992, University of Michigan
- BA, 1986, Goucher College

Department of Medicine

Chang, Linda C.

Assistant Professor without Tenure, Medicine, effective 9/1/2011

Prior UW Appointment:

Clinical Instructor, Salaried, Medicine

Degrees:

- MD, 2005, University of California (San Francisco)
- BA, 2000, Johns Hopkins University

Coveler, Andrew Lawrence

Assistant Professor without Tenure, Medicine, effective 10/1/2011

Prior UW Appointment:

Acting Instructor, Medicine

Degrees:

- MD, 2002, Northwestern University
- BA, 1998, Northwestern University

Harris, William Proctor

Assistant Professor without Tenure, Medicine, effective 9/1/2011

Prior UW Appointment:

Acting Instructor, Medicine

Degrees:

- MD, 2001, Columbia University
- BS, 1995, Brown University

Kim, Eung Ju

Visiting Associate Professor, Medicine, effective 9/12/2011

Prior Non-UW Appointment:

Associate Professor of Cardiology, Korea University
Guro Hospital

Degrees:

- PhD, 2005, Korea University (Korea)
- MS, 1999, Korea University (Korea)
- MD, 1994, Korea University (Korea)

Department of Microbiology

Chaudhary, Anu

Research Assistant Professor, Microbiology, effective 9/1/2011

Prior Non-UW Appointment:

Technical Staff Member, Los Alamos National Laboratory

Degrees:

- PhD, 1997, State University of New York (Stony Brook)
- MSC, 1992, Delhi University, India
- BSC, 1990, St. Stephen's College

Woodward, Joshua John

Assistant Professor, Microbiology, effective 1/2/2012

Degrees:

- PhD, 2009, University of California (Berkeley)
- BS, 2003, University of California (Davis)

Department of Neurology

Jayadev, Suman

Assistant Professor without Tenure, Neurology, effective 9/1/2011

Prior UW Appointment:

Acting Assistant Professor, temporary, Neurology

Degrees:

- MD, 2000, New York Medical College
- BA, 1992, University of California (Berkeley)

Department of Obstetrics and Gynecology

Stephenson-Famy, Alyssa B.

Assistant Professor without Tenure, Obstetrics and Gynecology, effective 9/1/2011

Degrees:

- MD, 2004, University of Washington
- BA, 1999, University of Washington

Urban, Renata Rose

Assistant Professor without Tenure, Obstetrics and Gynecology, effective 8/22/2011

Degrees:

- MD, 2004, Boston University
- BA, 2000, Boston University

Department of Ophthalmology

Chang, Shu-Hong Holly

Assistant Professor without Tenure, Ophthalmology, effective 9/1/2011

Degrees:

- MD, 2004, Johns Hopkins University
- BA, 2000, Duke University

Department of Orthopaedics and Sports Medicine

Davidson, Darin Justyn

Assistant Professor without Tenure, Orthopaedics and Sports Medicine, effective 9/1/2011

Degrees:

- Master of Health Science, 2006, University of British Columbia (Canada)
- MD, 2003, University of Ottawa (Canada)
- BSC, 1999, University of Ottawa (Canada)

Department of Pediatrics

Bhat, Aarti Hejmadi

Assistant Professor without Tenure, Pediatrics, effective 9/15/2011

Prior Non-UW Appointment:

Assistant Professor, Pediatrics, University of California, Davis

Degrees:

- MD, 1997, Vardhman Mahavir Medical College & Safdarjung Hospital
- Bachelor of Medicine, Bachelor of Surgery (MB BS), 1993, Lady Hardinge Medical College

Tsai, Amy Chu

Assistant Professor without Tenure, Pediatrics, effective 9/15/2011

Degrees:

- MD, 2005, Ross University
- BA, 1998, Stanford University

Department of Psychiatry and Behavioral Sciences

Lord, Julie Ann

Assistant Professor without Tenure, Psychiatry and Behavioral Sciences, effective 9/1/2011

Prior UW Appointment:

Acting Assistant Professor, temporary, Psychiatry and Behavioral Sciences

Degrees:

- MD, 1996, Stanford University
- BA, 1992, Wellesley College

Pullmann, Michael David

Research Assistant Professor, Psychiatry and Behavioral Sciences, effective 9/1/2011

Degrees:

- PhD, 2009, Vanderbilt University
- MS, 1998, Portland State University
- BS, 1995, California Polytechnic State (San Luis Obis)

Veitengruber, Jason P.

Assistant Professor without Tenure, Psychiatry and Behavioral Sciences, effective 9/1/2011

Degrees:

- MD, 2000, University of Washington
- BA, 1995, Pacific Lutheran University

Yuodelis-Flores, Christine

Associate Professor without Tenure, Psychiatry and Behavioral Sciences, effective 8/1/2011

Prior UW Appointment:

Clinical Associate Professor, Salaried, Psychiatry and Behavioral Sciences

Degrees:

- MD, 1985, University of Washington
- BA, 1981, University of Washington

Department of Radiation Oncology

Halasz, Lia Moriguchi

Assistant Professor without Tenure, Radiation Oncology, effective 10/1/2011

Degrees:

- MD, 2006, Harvard University
- AB, 2000, Harvard University

Department of Radiology

Swanson, Jonathan Ogden

Assistant Professor without Tenure, Radiology, effective 1/1/2012

Prior UW Appointment:

Acting Assistant Professor, temporary, Radiology

Degrees:

- MD, 2003, University of Pennsylvania
- BS, 1995, Duke University

Department of Surgery

Colohan, Shannon

Assistant Professor without Tenure, Surgery, effective 9/1/2011

Degrees:

- MS, 2007, London School of Hygiene & Tropical Medicine (UK)
- MD, 2004, Dalhousie University (Canada)
- BS, 2000, Dalhousie University (Canada)

Department of Urology

Sorensen, Mathew D.

Assistant Professor without Tenure, Urology, effective 8/15/2011

Degrees:

- MS, 2008, University of Washington
- MD, 2004, University of Colorado (Denver)
- BS, 1999, University of Utah

School of Nursing

Department of Psychosocial and Community Health

Sadak, Tatiana

Assistant Professor, Psychosocial and Community Health, effective 9/1/2011

Degrees:

- PhD, 2011, University of Washington
- MN, 2008, University of Washington
- BSN, 2006, University of Washington
- BA, 1997, Seattle Pacific University

Daniel J. Evans School of Public Affairs

Daniel J. Evans School of Public Affairs

Harris, Georgia L.

Visiting Associate Professor, Public Affairs, effective 9/16/2011

Prior Non-UW Appointment:

Associate Professor, Portland State University

Degrees:

- PhD, 2003, Rutgers University
- MA, 1986, University of Northern Colorado
- BA, 1980, Park College

University of Washington, Tacoma

Milgard School of Business, Tacoma

Eberly, Marion B.

Acting Assistant Professor, pending Ph.D., Milgard School of Business, Tacoma, effective 9/16/2011

Degrees:

- PhD - Expected, 2011, University of Washington
- MS, 2008, University of Washington
- MBA, 2004, University of Nebraska (Omaha)
- BA, 1999, University of Muenster (Germany)

VII. STANDING COMMITTEES

A. Academic and Student Affairs Committee

UW Medicine Board ReappointmentRECOMMENDED ACTION

It is the recommendation of the Chair of the Board of Regents and the Academic and Student Affairs Committee that the Board of Regents make the following reappointment to the UW Medicine Board:

Reappointment

Sally Jewell October 1, 2010 – September 30, 2013

BACKGROUND

Regent Jewell was appointed to serve as the Regent on the UW Medicine Board by the Chair of the Board of Regents, Stan Barer, at the meeting of the Board of Regents on September 20, 2007. She served a three year term from October 1, 2007 through September 30, 2010, and has continued serving in this position pending the action by the Regents to reappoint or replace her.

Article 1, Section 1 of the UW Medicine Board Bylaws states, “The UW Medicine Board (the “Board”) shall consist of sixteen (16) members, including the President of the University and the CEO/EVPMA/Dean, who shall serve as *ex officio* members of the Board with full voice and vote. The Board members shall be appointed by the Board of Regents. The Chair of the Board of Regents shall appoint the Chairperson of the UW Medicine Board. At least one Board member shall be a member of the Board of Regents. One Board member shall be a member of the faculty of the University nominated by the President of the University. The remaining twelve (12) Board members shall be nominated by the President of the University from among people who have broad public perspectives and do not represent any special interest group.”

Sally Jewell is the President and Chief Executive Officer of Recreational Equipment, Inc. (REI). Prior to joining REI, she spent 19 years in the commercial banking industry. Regent Jewell began her professional career as an engineer for Mobil Oil Corporation in Oklahoma and Colorado. In addition to her role as a Regent of the University of Washington, she also serves on several other corporate and non-profit boards including the Mountains to Sound Greenway Trust, REI, the National Parks Conservation Association and the Initiative for Global Development. It is recommended that Ms. Jewell be appointed for a three year term ending September 30, 2013.

VII. STANDING COMMITTEES

A. Academic and Student Affairs Committee

UW Medicine Board Reappointment (continued p. 2)

Under the Bylaws of the UW Medicine Board it states that “the term of office of each appointed Board member shall be three years. No appointed Board member may serve more than three successive three-year terms....”

UW MEDICINE BOARD APPOINTMENT DATES

	<u>Term of Recommended Appointment</u>	<u>Changes</u>
James Anderson	1/1/10 to 12/31/12	
Alan Frazier	7/1/09 to 6/30/12	
Michael D. Garvey	2/1/09 to 1/31/12	
Allan C. Golston	11/1/08 to 10/31/11	
Gerald Grinstein	1/1/10 to 12/31/13	
Sally Jewell (Regent)	10/1/10 to 9/30/13	<i>Reappointment</i>
Richard Jones	8/01/09 to 7/31/12	
Shan Mullin	9/1/10 to 8/31/13	
Julie Nordstrom	11/1/08 to 10/31/11	
Dennis Okamoto	10/1/09 to 9/30/12	
Paul G Ramsey, M.D. CEO UW Medicine Executive Vice President for Medical Affairs and Dean of the School of Medicine, University of Washington	Ex officio	
William Rex	1/1/10 to 12/31/12	
Herman Sarkowsky	10/1/10 to 9/30/13	
JoAnn Taricani (UW Faculty)	7/1/11 to 6/30/14	
Michael Young President, University of Washington	Ex officio	

VII. STANDING COMMITTEES

A. Academic and Student Affairs Committee

UW Tacoma Milgard School of Business – Establishment of the Master of Accounting Degree ProgramRECOMMENDED ACTION

It is the recommendation of the administration and the Academic and Student Affairs Committee that the Board of Regents grant authority to the graduate faculty of the Milgard School of Business at the University of Washington, Tacoma to offer the Master of Accounting (MAcc) degree program, effective immediately. The degree program will have provisional status with a review to be conducted by the Graduate School in the 2016-2017 academic year.

BACKGROUND

On April 6, 2011, the Higher Education Coordinating Board (HECB) approved the Planning Notification of Intent (PNOI) from the Milgard School of Business at the University of Washington, Tacoma to develop a proposal to offer a new Master of Accounting degree program.

On April 26, 2011, the Graduate School received the proposal from the graduate faculty of the Milgard School of Business requesting authority to offer the Master of Accounting degree program. The program will prepare students for careers as professional accountants in public practice, industry, financial institutions, government or nonprofit organizations. A unique feature of the 45 credit program curriculum is the inclusion of social reporting, forensic accounting, and international accounting--areas reflecting current and emerging priorities and trends in the business world. Projected enrollment is 25 FTE in the first year with 35 FTE by 2016.

The Master of Accounting proposal was evaluated by faculty with expertise in the field from accounting departments at the C. T. Bauer College of Business, University of Houston, and the College of Business at the University of Cincinnati. Both faculty recommended approval of the degree program. They noted the coherent curriculum design with its core and specialty areas is appropriate in both breadth and depth. The curriculum is innovative in the areas of corporate social reporting and the audit of corporate social reports, reporting on sustainability of performance and the Global Reporting Initiative, forensic accounting, and international accounting.

VII. STANDING COMMITTEES

A. Academic and Student Affairs Committee

UW Tacoma Milgard School of Business Establishment of the Master of Accounting Degree Program (continued p. 2)

On June 2, 2011, the Graduate School Council considered the Master of Accounting program and recommended unanimously that the proposal be forwarded to the Higher Education Coordinating Board for review and approval.

The Higher Education Coordinating Board, on September 29, 2011, approved the proposal for the Master of Accounting degree program to be offered by the Milgard School of Business at the University of Washington, Tacoma. The HECB noted the program would: support the Strategic Master Plan for Higher Education and the University's mission; use multiple diversity-enhancing strategies; respond to employer, student, and community demand at a reasonable cost without duplicating existing programs; the external evaluators supported approval of the program; and it would be an extension of the existing undergraduate accounting program.

The Vice Provost and Dean of the Graduate School, the Vice Chancellor for Academic Affairs at the University of Washington, Tacoma, and the Provost have reviewed and approved this recommendation. The Higher Education Coordinating Board will be informed of the Board of Regents approval of the Master of Accounting degree program.

VII. STANDING COMMITTEES

A. Academic and Student Affairs Committee

Moderate Degree Change: Master of Education (M.Ed.) in School Psychology to Educational Specialist (Ed.S.) in School Psychology

RECOMMENDED ACTION

It is the recommendation of the administration and the Academic and Student Affairs Committee that the Board of Regents grant authority to the College of Education to change the title of its existing Master of Education (M.Ed.) degree in School Psychology to the Educational Specialist (Ed.S.) degree in School Psychology, effective immediately. This is a change in degree title only. The M.Ed. in School Psychology will no longer be available to incoming students. Students currently in the program may elect to graduate with the new Ed.S. in School Psychology or with the original M.Ed. in School Psychology. The degree program will remain on its regular review cycle and will be incorporated into the next regularly scheduled College of Education review.

BACKGROUND

In April, 2011, the Graduate School received a Moderate Degree Change proposal from the graduate faculty in the College of Education School Psychology program requesting authority to change the title of its existing Master of Education (M.Ed.) degree in School Psychology to an Educational Specialist (Ed.S.) degree in School Psychology

The new Ed.S. designation will properly recognize students for the work they have done as part of their degree program. It will also allow graduates to obtain the appropriate level of employment and compensation upon degree completion. Ed.S. programs typically require three years of full-time study, placing them between the typical requirements for master's and doctoral programs in terms of length and credit requirements. At 124 quarter credits, the current M.Ed. program far exceeds the minimum requirements for a master's degree, and its requirements are commensurate with national standards for an Ed.S. The National Association of School Psychologists recognizes this by classifying the College of Education's current M.Ed. in School Psychology as a specialist-level program.

In April, 2011, the Graduate School appointed two reviewers to evaluate the Moderate Degree Change proposal. The reviewers both supported approval of the Ed.S. in School Psychology designation as a replacement for the existing M.Ed. in School Psychology.

VII. STANDING COMMITTEES

A. Academic and Student Affairs Committee

Moderate Degree Change: Master of Education (M.Ed.) in School Psychology to Educational Specialist (Ed.S.) in School Psychology (continued p. 2)

The Graduate School Council met on June 2, 2011, to discuss the Ed.S. proposal. The Council recommended that the Moderate Degree Change proposal be forwarded to the Higher Education Coordinating (HEC) Board for review and approval. The Vice Provost and Dean of the Graduate School concurred with this recommendation.

On September 6, 2011, the HEC Board Education Committee discussed the Moderate Degree Change proposal, which was then considered by the full Higher Education Coordinating Board on September 29, 2011. The Board approved the proposal by the College of Education at the University of Washington to offer the Educational Specialist (Ed.S.) degree in School Psychology.

The Vice Provost and Dean of the Graduate School, the Dean of the College of Education, and the Provost have reviewed and approved the recommendation. The Higher Education Coordinating Board will be informed of the Board of Regents' action on the Educational Specialist degree.

VII. STANDING COMMITTEES

A. Academic and Student Affairs Committee

Diversity at the University of Washington in the 21st Century

This will be an oral report for information only.

Attachment

Diversity at the University of Washington – All Campuses, Data Packet

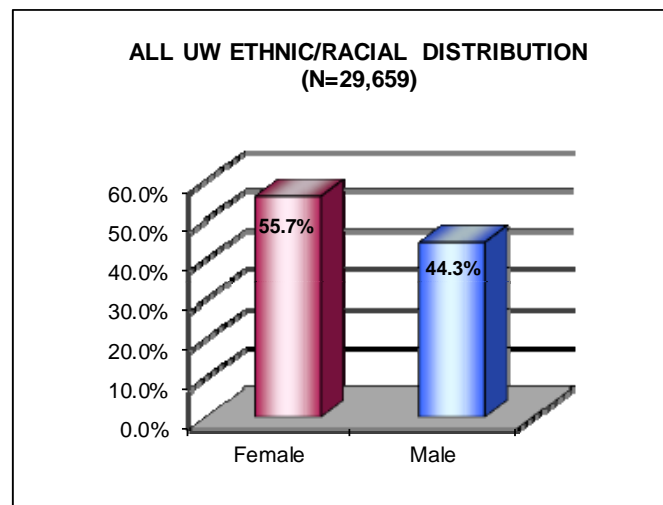
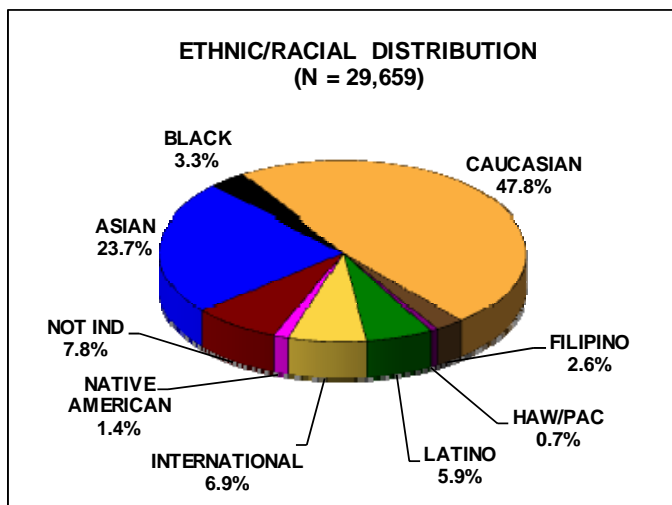
DIVERSITY AT THE
UNIVERSITY OF WASHINGTON - ALL CAMPUSES
DATA PACKET



Prepared by:
Assessment Unit Staff
Office of Minority Affairs & Diversity
October 10, 2011

UNDERGRADUATE ENROLLMENT DATA AS OF THE 10TH DAY OF AUTUMN 2010
SEATTLE CAMPUS

UNDERGRADUATES	2010		
	FEMALE	MALE	TOTAL
ASIAN	3,708	3,312	7,020
BLACK	543	440	983
CAUCASIAN	7,106	7,071	14,177
FILIPINO	437	339	776
HAW/PAC	105	89	194
LATINO	978	772	1,750
INTERNATIONAL	1,116	930	2,046
NATIVE AMERICAN	232	174	406
NOT IND	1,148	1,159	2,307
TOTAL	15,373	14,286	29,659
ALL URM *	1,858	1,475	3,333
STUDENTS OF COLOR	6,003	5,126	11,129



* URM = Underrepresented Minorities (i.e., Black, Haw/Pac, Latino & Native American)

UNDERGRADUATE ENROLLED STUDENTS AS OF THE 10TH DAY OF AUTUMN, 2010

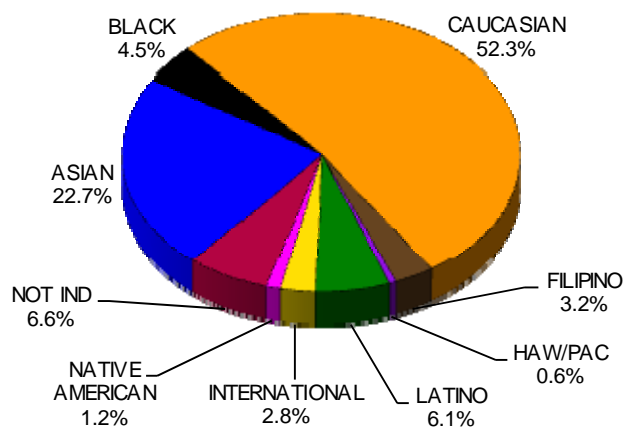
BOTHELL CAMPUS

ETHNICITY	FEMALE	MALE	ALL UW
ASIAN	279	353	632
BLACK	71	53	124
CAUCASIAN	800	654	1,454
FILIPINO	45	45	90
HAW/PAC	10	6	16
LATINO	102	67	169
INTERNATIONAL	39	40	79
NATIVE AMERICAN	17	16	33
NOT IND	91	92	183
TOTAL	1,454	1,326	2,780
ALL URM*	200	142	342
STUDENT OF COLOR	524	540	1,064

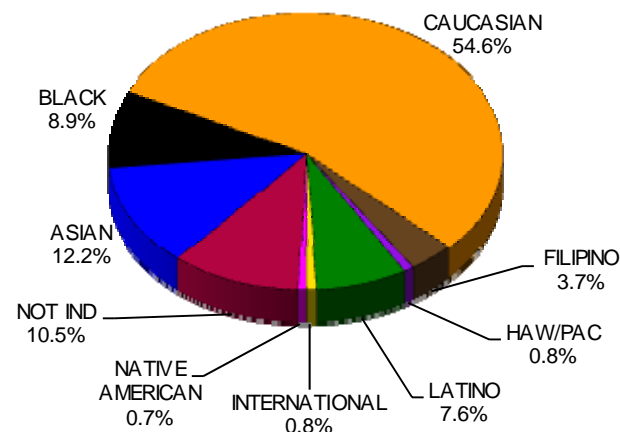
TACOMA CAMPUS

ETHNICITY	FEMALE	MALE	ALL UW
ASIAN	160	178	338
BLACK	144	103	247
CAUCASIAN	873	636	1,509
FILIPINO	55	48	103
HAW/PAC	11	12	23
LATINO	131	78	209
INTERNATIONAL	11	12	23
NATIVE AMERICAN	13	6	19
NOT IND	164	127	291
TOTAL	1,562	1,200	2,762
ALL URM*	299	199	498
STUDENT OF COLOR	514	425	939

ETHNIC DISTRIBUTION
(N = 2,780)



ETHNIC DISTRIBUTION
(N = 2,762)



AUTUMN 2010 UNDERGRADUATE ENROLLMENT - PELL RECIPIENTS

ETHNICITY	SEATTLE CAMPUS					BOTHELL CAMPUS					TACOMA CAMPUS				
	TOTAL	PELL RECIPIENTS			% of the Total	TOTAL	PELL RECIPIENTS			% of the Total	TOTAL	PELL RECIPIENTS			% of the Total
		Female	Male	Total			Female	Male	Total			Female	Male	Total	
ASIAN	6,865	1,381	1,088	2,469	36.0%	627	93	130	223	35.6%	336	75	84	159	47.3%
BLACK	950	328	225	553	58.2%	121	31	23	54	44.6%	246	93	59	152	61.8%
CAUCASIAN	13,526	1,405	1,304	2,709	20.0%	1,417	205	153	358	25.3%	1,488	316	241	557	37.4%
FILIPINO	763	112	86	198	26.0%	88	7	13	20	22.7%	103	12	11	23	22.3%
HAW/PAC	192	45	35	80	41.7%	16	5	3	8	50.0%	23	5	8	13	56.5%
LATINO	1,695	409	311	720	42.5%	169	39	24	63	37.3%	209	59	43	102	48.8%
INTERNATIONAL	2,024			0	0.0%	77			0	0.0%	22			0	0.0%
NATIVE AMERICAN	398	90	64	154	38.7%	33	8	6	14	42.4%	19	6		6	31.6%
NOT IND	1,234	146	159	305	24.7%	178	30	19	49	27.5%	287	65	53	118	41.1%
TOTAL	27,647	3,916	3,272	7,188	26.0%	2,726	418	371	789	28.9%	2,733	631	499	1,130	41.3%
ALL URM*	3,235	872	635	1,507	46.6%	339	83	56	139	41.0%	497	163	110	273	54.9%

Notes: Students who were non-matriculantes were omitted in the above tables

URM* = Underrepresented Minorities (i.e., Black, Hawaiian/Pacific Islanders, Latino & Native American)

AUTUMN 2010 UNDERGRADUATE ENROLLMENT - HUSKY PROMISE

ETHNICITY	SEATTLE CAMPUS					BOTHELL CAMPUS					TACOMA CAMPUS				
	TOTAL	HUSKY PROMISE			% of the Total	TOTAL	HUSKY PROMISE			% of the Total	TOTAL	HUSKY PROMISE			% of the Total
		Female	Male	Total			Female	Male	Total			Female	Male	Total	
ASIAN	6,865	1,212	957	2,169	31.6%	627	67	103	170	27.1%	336	51	60	111	33.0%
BLACK	950	289	166	455	47.9%	121	23	17	40	33.1%	246	48	36	84	34.1%
CAUCASIAN	13,526	1,235	1,095	2,330	17.2%	1,417	141	113	254	17.9%	1,488	194	162	356	23.9%
FILIPINO	763	98	74	172	22.5%	88	4	8	12	13.6%	103	9	9	18	17.5%
HAW/PAC	192	33	24	57	29.7%	16	2	2	4	25.0%	23	3	3	6	26.1%
LATINO	1,695	360	259	619	36.5%	169	32	15	47	27.8%	209	36	27	63	30.1%
INTERNATIONAL	2,024			0	0.0%	77			0	0.0%	22			0	0.0%
NATIVE AMERICAN	398	69	52	121	30.4%	33	9	3	12	36.4%	19	5		5	26.3%
NOT IND	1,234	118	122	240	19.4%	178	22	9	31	17.4%	287	39	33	72	25.1%
TOTAL	27,647	3,414	2,749	6,163	22.3%	2,726	300	270	570	20.9%	2,733	385	330	715	26.2%
ALL URM*	3,235	751	501	1,252	38.7%	339	66	37	103	30.4%	497	92	66	158	31.8%

Notes: Students who were non-matriculantes were omitted in the above tables

URM* = Underrepresented Minorities (i.e., Black, Hawaiian/Pacific Islanders, Latino & Native American)

AUTUMN 2010 UNDERGRADUATE ENROLLMENT - FIRST GENERATION

ETHNICITY	SEATTLE CAMPUS					BOTHELL CAMPUS					TACOMA CAMPUS				
	TOTAL	FIRST GENERATION			% of the Total	TOTAL	FIRST GENERATION			% of the Total	TOTAL	FIRST GENERATION			% of the Total
		Female	Male	Total			Female	Male	Total			Female	Male	Total	
ASIAN	6,865	963	735	1,698	24.7%	627	70	94	164	26.2%	336	61	67	128	38.1%
BLACK	950	229	175	404	42.5%	121	30	18	48	39.7%	246	63	43	106	43.1%
CAUCASIAN	13,526	934	771	1,705	12.6%	1,417	166	103	269	19.0%	1,488	299	174	473	31.8%
FILIPINO	763	78	68	146	19.1%	88	5	4	9	10.2%	103	11	8	19	18.4%
HAW/PAC	192	36	30	66	34.4%	16	5	5	10	62.5%	23	6	6	12	52.2%
LATINO	1,695	376	252	628	37.1%	169	31	26	57	33.7%	209	51	25	76	36.4%
INTERNATIONAL	2,024			0	0.0%	77			0	0.0%	22			0	0.0%
NATIVE AMERICAN	398	63	44	107	26.9%	33	8	7	15	45.5%	19	9	1	10	52.6%
NOT IND	1,234	82	81	163	13.2%	178	29	12	41	23.0%	287	50	33	83	28.9%
TOTAL	27,647	2,761	2,156	4,917	17.8%	2,726	344	269	613	22.5%	2,733	550	357	907	33.2%
ALL URM*	3,235	704	501	1,205	37.2%	339	74	56	130	38.3%	497	129	75	204	41.0%

Notes: Students who were non-matriculantes were omitted in the above tables

URM* = Underrepresented Minorities (i.e., Black, Hawaiian/Pacific Islanders, Latino & Native American)

**6-YR GRADUATION RATES - UW SEATTLE
2000-2004 ENTERING FRESHMAN COHORTS***

ETHNICITY	2000 Freshman Cohort			2001 Freshman Cohort			2002 Freshman Cohort			2003 Freshman Cohort			2004 Freshman Cohort		
	Cohort	Grad Data		Cohort	Grad Data		Cohort	Grad Data		Cohort	Grad Data		Cohort	Grad Data	
ASIAN	1,073	831	77.4%	1,176	905	77.0%	1,146	906	79.1%	1,308	1,075	82.2%	1,227	1,014	82.6%
BLACK	117	77	65.8%	120	82	68.3%	139	94	67.6%	143	107	74.8%	159	111	69.8%
CAUCASIAN	2,639	1,975	74.8%	2,698	2,041	75.6%	2,615	2,039	78.0%	2,656	2,145	80.8%	2,615	2,131	81.5%
FILIPINO	145	103	71.0%	168	126	75.0%	144	114	79.2%	161	131	81.4%	161	120	74.5%
HAW/PAC	23	16	69.6%	31	24	77.4%	23	17	73.9%	42	29	69.0%	37	21	56.8%
LATINO	119	82	68.9%	189	123	65.1%	171	114	66.7%	216	160	74.1%	226	167	73.9%
INTERNATIONAL	120	92	76.7%	157	122	77.7%	159	109	68.6%	125	105	84.0%	118	85	72.0%
NATIVE AMERICAN	48	26	54.2%	52	27	51.9%	58	33	56.9%	46	37	80.4%	64	44	68.8%
NOT IND	490	370	75.5%	703	538	76.5%	323	247	76.5%	255	203	79.6%	264	217	82.2%
TOTAL	4,774	3,572	74.8%	5,294	3,988	75.3%	4,778	3,673	76.9%	4,952	3,992	80.6%	4,871	3,910	80.3%
URM**	307	201	65.5%	392	256	65.3%	391	258	66.0%	447	333	74.5%	486	343	70.6%

* Seattle Campus only, Bothell and Tacoma data not available. Freshman cohorts did not enter until 2006.

**6-YR GRADUATION RATES - UW SEATTLE
2000-2004 ENTERING TRANSFER COHORTS**

ETHNICITY	2000 Transfer Cohort			2001 Transfer Cohort			2002 Transfer Cohort			2003 Transfer Cohort			2004 Transfer Cohort		
	Cohort	Grad Data		Cohort	Grad Data		Cohort	Grad Data		Cohort	Grad Data		Cohort	Grad Data	
ASIAN	185	152	82.2%	179	153	85.5%	200	178	89.0%	209	172	82.3%	213	189	88.7%
BLACK	40	26	65.0%	39	32	82.1%	41	29	70.7%	36	30	83.3%	42	36	85.7%
CAUCASIAN	957	766	80.0%	908	757	83.4%	840	707	84.2%	747	643	86.1%	753	634	84.2%
FILIPINO	30	25	83.3%	29	21	72.4%	24	21	87.5%	33	29	87.9%	28	19	67.9%
HAW/PAC	4	3	75.0%	7	4	57.1%	6	5	83.3%	6	5	83.3%	5	5	100.0%
LATINO	69	62	89.9%	67	63	94.0%	59	55	93.2%	54	48	88.9%	57	50	87.7%
INTERNATIONAL	122	112	91.8%	125	115	92.0%	105	95	90.5%	118	111	94.1%	113	104	92.0%
NATIVE AMERICAN	24	17	70.8%	22	15	68.2%	26	17	65.4%	25	20	80.0%	18	15	83.3%
NOT IND	248	194	78.2%	253	210	83.0%	241	198	82.2%	169	143	84.6%	144	128	88.9%
TOTAL	1,679	1,357	80.8%	1,629	1,370	84.1%	1,542	1,305	84.6%	1,397	1,201	86.0%	1,373	1,180	85.9%
URM**	137	108	78.8%	135	114	84.4%	132	106	80.3%	121	103	85.1%	122	106	86.9%

URM** = Underrepresented Minorities (i.e., Black, Hawaiian/Pacific Islander, Latino & Native American)

**6-YR GRADUATION RATES - UW BOTHELL
2000-2004 ENTERING TRANSFER COHORTS**

ETHNICITY	2000 Transfer Cohort			2001 Transfer Cohort			2002 Transfer Cohort			2003 Transfer Cohort			2004 Transfer Cohort		
	Cohort	Grad Data		Cohort	Grad Data		Cohort	Grad Data		Cohort	Grad Data		Cohort	Grad Data	
ASIAN	41	35	85.4%	42	36	85.7%	32	27	84.4%	47	42	89.4%	24	21	87.5%
BLACK	2	2	100.0%	4	4	100.0%	5	3	60.0%	3	2	66.7%	1	1	100.0%
CAUCASIAN	108	93	86.1%	147	123	83.7%	133	122	91.7%	114	98	86.0%	145	130	89.7%
FILIPINO	6	6	100.0%	8	5	62.5%	9	9	100.0%	5	5	100.0%	2	2	100.0%
HAW/PAC	1	1	100.0%	2	2	100.0%	1	1	100.0%	1	1	100.0%	1	1	100.0%
LATINO	1	1	100.0%	7	6	85.7%	6	4	66.7%	4	4	100.0%	3	2	66.7%
INTERNATIONAL	8	7	87.5%	8	8	100.0%	8	8	100.0%	12	11	91.7%	6	6	100.0%
NATIVE AMERICAN	3	3	100.0%	1	1	100.0%	1	1	100.0%				1	1	100.0%
NOT IND	26	20	76.9%	47	40	85.1%	30	27	90.0%	68	61	89.7%	62	54	87.1%
COHORT TOTAL	196	168	85.7%	266	225	84.6%	225	202	89.8%	254	224	88.2%	245	218	89.0%
ALL URM*	7	7	100.0%	14	13	92.9%	13	9	69.2%	8	7	87.5%	6	5	83.3%

**6-YR GRADUATION RATES - UW TACOMA
2000-2004 ENTERING TRANSFER COHORTS**

ETHNICITY	2000 Transfer Cohort			2001 Transfer Cohort			2002 Transfer Cohort			2003 Transfer Cohort			2004 Transfer Cohort		
	Cohort	Grad Data		Cohort	Grad Data		Cohort	Grad Data		Cohort	Grad Data		Cohort	Grad Data	
ASIAN	32	28	87.5%	38	24	63.2%	23	23	100.0%	28	21	75.0%	47	43	91.5%
BLACK	7	6	85.7%	18	16	88.9%	20	16	80.0%	25	22	88.0%	28	24	85.7%
CAUCASIAN	137	118	86.1%	203	175	86.2%	196	166	84.7%	189	168	88.9%	252	224	88.9%
FILIPINO	5	5	100.0%	5	4	80.0%	10	10	100.0%	5	4	80.0%	3	2	66.7%
HAW/PAC	2	2	100.0%	2	2	100.0%	2	2	100.0%	1	1	100.0%	2	2	100.0%
LATINO	10	6	60.0%	16	13	81.3%	11	8	72.7%	5	5	100.0%	7	7	100.0%
INTERNATIONAL	3	2	66.7%	4	3	75.0%	4	4	100.0%	2		0.0%	4		0.0%
NATIVE AMERICAN	5	4	80.0%	4	3	75.0%	5	5	100.0%	11	11	100.0%	4	4	100.0%
NOT IND	65	60	92.3%	97	77	79.4%	69	59	85.5%	48	45	93.8%	65	57	87.7%
COHORT TOTAL	266	231	86.8%	387	317	81.9%	340	293	86.2%	314	277	88.2%	412	363	88.1%
ALL URM*	24	18	75.0%	40	34	85.0%	38	31	81.6%	42	39	92.9%	41	37	90.2%

*URM = Underrepresented Minorities (i.e., Black, Hawaiian/Pacific Islander, Latino & Native American)

**UW Six-Year Graduation Rates For Entering Freshmen
Compared to Selected Institutions (2000-2003)***

Washington HEC Board 25 Peer Institutions	Graduation Rates
University of Virginia	93%
Cornell University, Statutory Colleges	92%
University of California, Los Angeles	89%
University of Michigan, Ann Arbor	88%
University of California, San Diego	85%
University of North Carolina, Chapel Hill	84%
University of Florida	81%
University of California, Davis	80%
University of California, Irvine	80%
University of Wisconsin, Madison	80%
University of Washington, Asians **	79%
Texas A&M University, College Station	78%
University of Washington (All Students) **	77%
University of Washington, Filipinos **	77%
University of Pittsburgh	76%
Michigan State University	75%
Ohio State University, Columbus	73%
University of Washington, Hawaiian Pacific/Islanders **	72%
University of Washington, African Americans **	69%
University of Washington, Latinos **	69%
University of Washington, URM ***	68%
University of Missouri, Columbia	68%
University of Iowa	67%
University of Minnesota, Twin Cities	65%
University of Washington, Native Americans **	60%
University of Kentucky	59%
University of Arizona	57%
University of Cincinnati	54%
University of Utah	53%
University of Hawaii, Manoa	51%
University of Illinois, Chicago	51%
University of New Mexico	44%

* Source: <http://www.ncaa.org/wps/ncaa?key=ncaa/NCAA/Academics+and+Athletes/Education+and+Research/Academic+Reform/Grad+Rate/>

** Source: UW Student Database (data contained only Summer / Autumn Entrants).

*** URM = African American, Hawaiian/Pacific Islander, Latino, and Native American

**SEATTLE CAMPUS
6-Yr Graduation Data
2004 Entering Freshman Cohorts by Groups
UW Vs. First Generation Vs. Low Income Students**

ETHNICITY	UW			FIRST GENERATION			LOW INCOME		
	Cohort	6-Yr Grad Data		Cohort	6-Yr Grad Data		Cohort	6-Yr Grad Data	
ASIAN	1,227	1,014	82.6%	314	250	79.6%	553	452	81.7%
BLACK	159	111	69.8%	49	35	71.4%	52	33	63.5%
CAUCASIAN	2,615	2,131	81.5%	338	249	73.7%	1,024	845	82.5%
FILIPINO	161	120	74.5%	28	19	67.9%	40	26	65.0%
HAW/PAC	37	21	56.8%	12	6	50.0%	13	6	46.2%
LATINO	226	167	73.9%	89	65	73.0%	81	53	65.4%
INTERNATIONAL	118	85	72.0%				118	85	72.0%
NATIVE AMERICAN	64	44	68.8%	19	9	47.4%	20	13	65.0%
NOT IND	264	217	82.2%	32	26	81.3%	125	99	79.2%
TOTAL	4,871	3,910	80.3%	881	659	74.8%	2,026	1,612	79.6%
ALL URM*	486	343	70.6%	169	115	68.0%	166	105	63.3%

URM* = Underrepresented Minorities (i.e., Black, Hawaiian/Pacific Islander, Latino, and Native American)

BACHELORS DEGREES EARNED BY ETHNICITY AND ACAD-YR

Acad-Yrs: 2005-2006, 2006-2007, 2007-2008, 2008-2009, 2009-2010, and 2010-2011

SEATTLE CAMPUS	ETHNICITY	2005-2006	2006-2007	2007-2008	2008-2009	2009-2010	2010-2011
	ASIAN	1,457	1,553	1,545	1,590	1,659	1,564
	BLACK	189	185	234	186	242	232
	CAUCASIAN	3,801	3,871	3,836	3,952	4,277	3,617
	FILIPINO	208	165	182	201	222	176
	HAW/PAC	33	38	50	40	39	34
	HISPANIC	265	291	308	331	403	361
	INTERNATIONAL	213	202	244	257	314	314
	NATIVE AMERICAN	75	70	103	78	85	92
	NOT IND	805	569	527	487	489	374
TOTAL	7,046	6,944	7,029	7,122	7,730	6,764	
URM*	562	584	695	635	769	719	

BOTHELL CAMPUS	ETHNICITY	2005-2006	2006-2007	2007-2008	2008-2009	2009-2010	2010-2011
	ASIAN	79	65	72	76	98	151
	BLACK	18	15	25	18	25	42
	CAUCASIAN	280	320	333	323	417	483
	FILIPINO	12	10	15	13	16	32
	HAW/PAC	5	2	3	3	2	5
	HISPANIC	12	5	25	29	30	45
	INTERNATIONAL	17	5	7	9	9	18
	NATIVE AMERICAN		4	6	5	5	14
	NOT IND	139	120	99	79	91	73
TOTAL	562	546	585	555	693	863	
URM*	35	26	59	55	62	106	

TACOMA CAMPUS	ETHNICITY	2005-2006	2006-2007	2007-2008	2008-2009	2009-2010	2010-2011
	ASIAN	57	69	57	78	81	96
	BLACK	49	42	38	48	64	65
	CAUCASIAN	418	394	434	448	537	517
	FILIPINO	14	19	16	27	31	28
	HAW/PAC	5	6	10	6	4	11
	HISPANIC	22	32	32	47	56	69
	INTERNATIONAL	1	7	2	3	7	12
	NATIVE AMERICAN	8	13	11	9	12	3
	NOT IND	117	110	87	84	105	110
TOTAL	691	692	687	750	897	911	
URM*	84	93	91	110	136	148	

URM* = Underrepresented Minorities (i.e., Black, Hawaiian/Pacific Islanders, Latino & Native American)

SEATTLE CAMPUS
BACHELORS DEGREES EARNED BY SCHOOLS/COLLEGES, ETHNICITY AND ACAD-YR
Acad-Yrs: 2006-2007, 2007-2008, 2008-2009, 2009-2010, and 2010-2011

COLLEGES/SCHOOLS	ETHNICITY	2006-2007	2007-2008	2008-2009	2009-2010	2010-2011
Arts & Sciences	ASIAN	1,069	1,077	1,114	1,201	1,098
Arts & Sciences	BLACK	139	185	132	167	178
Arts & Sciences	CAUCASIAN	2,906	2,844	2,813	3,128	2,539
Arts & Sciences	FILIPINO	121	130	144	171	121
Arts & Sciences	HAW/PAC	28	31	34	31	26
Arts & Sciences	LATINO	220	243	245	311	276
Arts & Sciences	INTERNATIONAL	113	121	142	187	192
Arts & Sciences	NATIVE AMERICAN	48	78	54	59	72
Arts & Sciences	NOT IND	425	391	361	373	282
Arts & Sciences	TOTAL	5,069	5,100	5,039	5,628	4,784
Arts & Sciences	URM*	435	537	465	568	552
Built Environments	ASIAN	23	26	23	23	25
Built Environments	BLACK	1		6	7	3
Built Environments	CAUCASIAN	86	75	94	96	91
Built Environments	FILIPINO	2	2	1	1	2
Built Environments	HAW/PAC	2		1		1
Built Environments	LATINO	7	5	6	8	8
Built Environments	INTERNATIONAL	2	5	3	7	4
Built Environments	NATIVE AMERICAN			3	2	1
Built Environments	NOT IND	14	14	13	7	14
Built Environments	TOTAL	137	127	150	151	149
Built Environments	URM*	10	5	16	17	13
Business School	ASIAN	216	185	194	163	176
Business School	BLACK	15	15	11	10	11
Business School	CAUCASIAN	306	375	393	347	315
Business School	FILIPINO	12	16	12	13	15
Business School	HAW/PAC	2	9		4	3
Business School	LATINO	26	23	26	28	26
Business School	INTERNATIONAL	35	60	62	58	58
Business School	NATIVE AMERICAN	7	12	7	8	8
Business School	NOT IND	43	44	33	39	16
Business School	TOTAL	662	739	738	670	628
Business School	URM*	50	59	44	50	48

URM* = Underrepresented Minorities (i.e., Black, Hawaiian/Pacific Islanders, Latino & Native American)

SEATTLE CAMPUS
BACHELORS DEGREES EARNED BY SCHOOLS/COLLEGES, ETHNICITY AND ACAD-YR
 Acad-Yrs: 2006-2007, 2007-2008, 2008-2009, 2009-2010, and 2010-2011

COLLEGES/SCHOOLS	ETHNICITY	2006-2007	2007-2008	2008-2009	2009-2010	2010-2011
Education	ASIAN			3	5	16
Education	BLACK				1	2
Education	CAUCASIAN			4	15	20
Education	FILIPINO					3
Education	LATINO			1		3
Education	INTERNATIONAL					3
Education	NATIVE AMERICAN					1
Education	NOT IND					1
Education	TOTAL	0	0	8	21	49
Education	URM*	0	0	1	1	6
Engineering	ASIAN	144	148	150	125	136
Engineering	BLACK	8	12	14	20	14
Engineering	CAUCASIAN	286	279	306	327	308
Engineering	FILIPINO	13	17	24	16	10
Engineering	HAW/PAC	2	4	1	1	1
Engineering	LATINO	16	25	20	22	19
Engineering	INTERNATIONAL	41	44	41	47	46
Engineering	NATIVE AMERICAN	5	8	5	5	4
Engineering	NOT IND	52	44	46	29	33
Engineering	TOTAL	567	581	607	592	571
Engineering	URM*	31	49	40	48	38
Environment	ASIAN				29	18
Environment	BLACK				6	3
Environment	CAUCASIAN				143	132
Environment	FILIPINO				1	3
Environment	LATINO				18	9
Environment	INTERNATIONAL				3	5
Environment	NATIVE AMERICAN				5	3
Environment	NOT IND				17	7
Environment	TOTAL	0	0	0	222	180
Environment	URM*	0	0	0	29	15

URM* = Underrepresented Minorities (i.e., Black, Hawaiian/Pacific Islanders, Latino & Native American)

SEATTLE CAMPUS
BACHELORS DEGREES EARNED BY SCHOOLS/COLLEGES, ETHNICITY AND ACAD-YR
 Acad-Yrs: 2006-2007, 2007-2008, 2008-2009, 2009-2010, and 2010-2011

COLLEGES/SCHOOLS	ETHNICITY	2006-2007	2007-2008	2008-2009	2009-2010	2010-2011
Forest Resources	HAW/PAC	1	2			
Forest Resources	LATINO	2	1	4		
Forest Resources	INTERNATIONAL		2	1		
Forest Resources	NATIVE AMERICAN	3	1			
Forest Resources	NOT IND	6	2	3		
Forest Resources	TOTAL	12	8	8	0	0
Forest Resources	URM*	6	4	4	0	0
Information School	ASIAN	14	12	10	26	24
Information School	BLACK	1	1		4	3
Information School	CAUCASIAN	26	13	24	24	30
Information School	FILIPINO	2	2	2	5	1
Information School	LATINO	4	2	1	4	3
Information School	INTERNATIONAL	2	4		3	2
Information School	NATIVE AMERICAN				1	
Information School	NOT IND	4	3	6	2	4
Information School	TOTAL	53	37	43	69	67
Information School	URM*	5	3	1	9	6
Interdisc Undergrad Prog	ASIAN	5		10		
Interdisc Undergrad Prog	BLACK	1				
Interdisc Undergrad Prog	CAUCASIAN	25	18	30		
Interdisc Undergrad Prog	FILIPINO	2	1	2		
Interdisc Undergrad Prog	HAW/PAC	1				
Interdisc Undergrad Prog	LATINO	2	3	3		
Interdisc Undergrad Prog	NATIVE AMERICAN	1		2		
Interdisc Undergrad Prog	NOT IND	4	5	2		
Interdisc Undergrad Prog	TOTAL	41	27	49	0	0
Interdisc Undergrad Prog	URM*	5	3	5	0	0
Interschool or Col	ASIAN	10	20	13	17	21
Interschool or Col	BLACK	3				1
Interschool or Col	CAUCASIAN	13	11	13	16	19
Interschool or Col	FILIPINO		1			
Interschool or Col	HAW/PAC					
Interschool or Col	LATINO			3	1	2
Interschool or Col	INTERNATIONAL	1	3	5	4	1
Interschool or Col	NOT IND	2	3	3	3	2
Interschool or Col	TOTAL	29	38	37	41	46
Interschool or Col	URM*	3	0	3	1	3

URM* = Underrepresented Minorities (i.e., Black, Hawaiian/Pacific Islanders, Latino & Native American)

SEATTLE CAMPUS
BACHELORS DEGREES EARNED BY SCHOOLS/COLLEGES, ETHNICITY AND ACAD-YR
Acad-Yrs: 2006-2007, 2007-2008, 2008-2009, 2009-2010, and 2010-2011

COLLEGES/SCHOOLS	ETHNICITY	2006-2007	2007-2008	2008-2009	2009-2010	2010-2011
Medicine	ASIAN	14	16	10	14	9
Medicine	BLACK	3	3	1	6	1
Medicine	CAUCASIAN	54	70	67	57	36
Medicine	FILIPINO		1	2	3	4
Medicine	HAW/PAC				1	
Medicine	LATINO	6	1	6	6	1
Medicine	INTERNATIONAL	3	2	1	2	2
Medicine	NATIVE AMERICAN	1	3	1	1	
Medicine	NOT IND	6	5	6	5	6
Medicine	TOTAL	87	101	94	95	59
Medicine	URM*	10	7	8	14	2
Nursing	ASIAN	13	14	20	18	14
Nursing	BLACK	5	7	5	7	4
Nursing	CAUCASIAN	63	54	104	82	98
Nursing	FILIPINO	2	5	6	7	7
Nursing	HAW/PAC			4	1	
Nursing	LATINO	2		10	1	3
Nursing	INTERNATIONAL	2		1	1	
Nursing	NATIVE AMERICAN	3	1	4	1	2
Nursing	NOT IND	6	8	7	7	6
Nursing	TOTAL	96	89	161	125	134
Nursing	URM*	10	8	23	10	9
Ocean & Fishery Sci	ASIAN	5	3	7	3	
Ocean & Fishery Sci	BLACK		1		1	
Ocean & Fishery Sci	CAUCASIAN	31	40	30	7	
Ocean & Fishery Sci	FILIPINO		2	1		
Ocean & Fishery Sci	HAW/PAC	1				
Ocean & Fishery Sci	LATINO		1	1		
Ocean & Fishery Sci	INTERNATIONAL	1				
Ocean & Fishery Sci	NATIVE AMERICAN			1		
Ocean & Fishery Sci	NOT IND		5	4	1	
Ocean & Fishery Sci	TOTAL	38	52	44	12	0
Ocean & Fishery Sci	URM*	1	2	2	1	0

URM* = Underrepresented Minorities (i.e., Black, Hawaiian/Pacific Islanders, Latino & Native American)

SEATTLE CAMPUS
BACHELORS DEGREES EARNED BY SCHOOLS/COLLEGES, ETHNICITY AND ACAD-YR
 Acad-Yrs: 2006-2007, 2007-2008, 2008-2009, 2009-2010, and 2010-2011

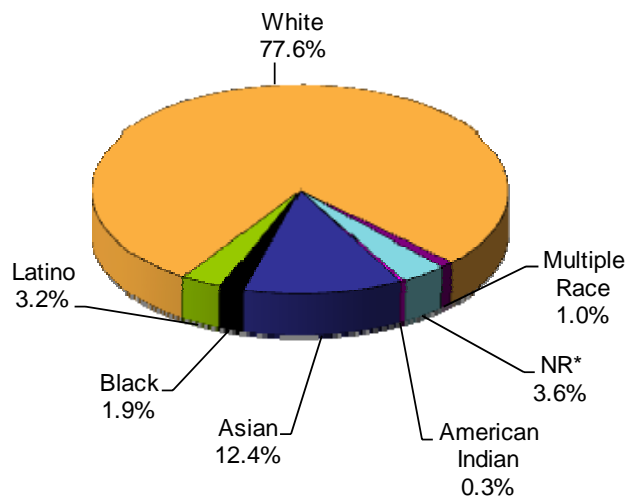
COLLEGES/SCHOOLS	ETHNICITY	2006-2007	2007-2008	2008-2009	2009-2010	2010-2011
Public Health	ASIAN	21	21	20	24	17
Public Health	BLACK	6	5	6	8	6
Public Health	CAUCASIAN	9	16	13	15	16
Public Health	FILIPINO	7	3	5	4	8
Public Health	HAW/PAC	1	3		1	2
Public Health	LATINO	1		2	4	2
Public Health	INTERNATIONAL		1	1	1	
Public Health	NATIVE AMERICAN				1	
Public Health	NOT IND	2	1	2	2	1
Public Health	TOTAL	47	50	49	60	52
Public Health	URM*	8	8	8	14	10
Social Work	ASIAN	11	16	10	11	10
Social Work	BLACK	3	4	9	5	6
Social Work	CAUCASIAN	16	16	12	19	12
Social Work	FILIPINO	4	1	1	1	2
Social Work	HAW/PAC		1			1
Social Work	LATINO	5	4	3		9
Social Work	INTERNATIONAL	2	2		1	1
Social Work	NATIVE AMERICAN	2		1	2	1
Social Work	NOT IND	5	2	1	4	2
Social Work	TOTAL	48	46	37	43	44
Social Work	URM*	10	9	13	7	17

URM* = Underrepresented Minorities (i.e., Black, Hawaiian/Pacific Islanders, Latino & Native American)

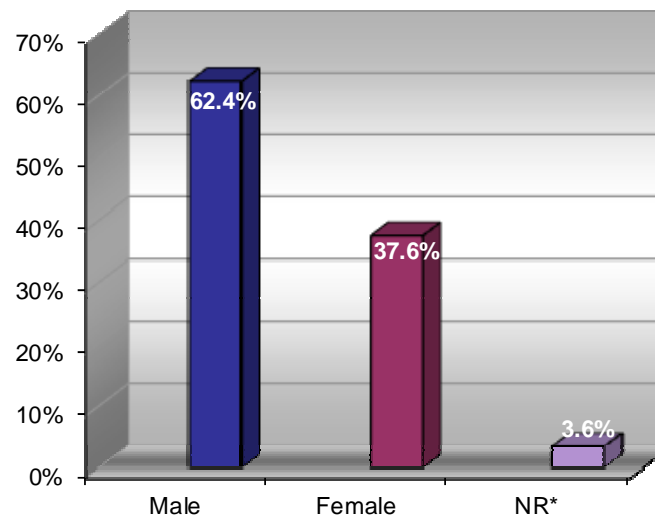
FACULTY (ALL UW CAMPUSES)
Professional and Instructional
(N=4,235)

Faculty Statistics by Rank	Total	Male	Female	American Indian	Asian	Black	Latino	White	Multiple Race	NR*
Professorial Faculty	3,894	2,501	1,393	11	493	74	125	3,019	40	132
Professor	1,750	1,293	457	1	134	24	32	1,528	7	24
Associate Professor	1,152	668	484	5	147	20	49	882	18	31
Assistant Professor	992	540	452	5	212	30	44	609	15	77
Instructional Faculty	341	143	198	1	34	5	10	268	4	19
Principal Lecturer	11	3	8	0	1	0	0	10	0	0
Senior Lecturer	183	77	106	0	15	2	4	158	1	3
Lecturer	147	63	84	1	18	3	6	100	3	16
Sub Total Faculty	4,235	2,644	1,591	12	527	79	135	3,287	44	151

ETHNIC DISTRIBUTION



GENDER DISTRIBUTION



Note: NR* = Not Reported

SEATTLE CAMPUS
DEGREE ATTAINMENT IN HIGH DEMAND MAJORS*
PERIOD: AUTUMN 2006 - SUMMER 2011

Discipline	DEGREE MAJOR	UW	URM**	
			Count	%
Agricultural Sciences	Aquatic and Fishery Sciences	147	9	6.1%
Agricultural Sciences	Conservation of Wildland Res	3		0.0%
Agricultural Sciences	Environmental Horticulture	3		0.0%
Agricultural Sciences	Forest Management	4	1	25.0%
Agricultural Sciences	Wildlife Science	6	2	33.3%
Biological Sciences	Biochemistry	1,003	59	5.9%
Biological Sciences	Biology	2,135	173	8.1%
Biological Sciences	Botany	2		0.0%
Biological Sciences	Microbiology	282	26	9.2%
Biological Sciences	Neurobiology	230	18	7.8%
Biological Sciences	Zoology	10	1	10.0%
Chemistry	Chemistry	553	35	6.3%
Computer Science	Computer Science	545	13	2.4%
Computer Science	Informatics	269	24	8.9%
Engineering	Aeronautics & Astronautics	214	12	5.6%
Engineering	Architectural Studies	241	21	8.7%
Engineering	Bioengineering	191	10	5.2%
Engineering	Bioresource Sci and Engr	6	1	16.7%
Engineering	Chemical Engineering	267	16	6.0%
Engineering	Civil Engineering	507	35	6.9%
Engineering	College of Arch & Urban Planning	9		0.0%
Engineering	Computer Engineering	236	10	4.2%
Engineering	Construction Management	260	25	9.6%
Engineering	Electrical Engineering	794	71	8.9%

Discipline	DEGREE MAJOR	UW	URM**	
			Count	%
Engineering	Industrial Engineering	174	13	7.5%
Engineering	Interdisciplinary Engineering	1	1	100.0%
Engineering	Landscape Architecture	70	3	4.3%
Engineering	Materials Science & Engineering	155	13	8.4%
Engineering	Mechanical Engineering	468	24	5.1%
Engineering	Paper Science & Engineering	50	5	10.0%
Engineering	Technical Communication	71	5	7.0%
Environ Science	Environ Health	115	17	14.8%
Environ Science	Environ Sci and Resource Mgmt	228	21	9.2%
Environ Science	Environ Studies	222	23	10.4%
Geosciences	Earth and Space Sciences	174	13	7.5%
Geosciences	Geological Sciences	2		0.0%
Mathematics	App & Comp Math Science	265	10	3.8%
Mathematics	Mathematics	546	31	5.7%
Mathematics	Statistics	53	1	1.9%
Nursing	Nursing	605	60	9.9%
Phys/Astr	Astronomy	81	5	6.2%
Phys/Astr	Physics	296	13	4.4%
Psychology	Psychology	2,023	175	8.7%
Psychology	Psychology, Evening Deg Program	4		0.0%
Other STEM	Atmospheric Sciences	63	6	9.5%
Other STEM	Oceanography	83	4	4.8%
Other STEM	Speech and Hearing Sciences	323	26	8.0%

Notes:

High Demand Majors* = as defined by the HEC Board and the State Legislature, 2008

URM** = Underrepresented Minorities (i.e., Black, Hawaiian/Pacific Islander, Latino & Native American)

**BOTHELL CAMPUS
DEGREE ATTAINMENT IN HIGH DEMAND MAJORS*
PERIOD: AUTUMN 2006 - SUMMER 2011**

Department	DEGREE MAJOR	UW	URM**	
			Count	%
Interdisc A & S	Biology	4	1	25.0%
Interdisc A & S	Community Psychology	47	8	17.0%
Interdisc A & S	Environmental Science	11		0.0%
Interdisc A & S	Environmental Studies	15	1	6.7%
Nursing	Nursing	654	106	16.2%
Software System	Applied Computing	10	1	10.0%
Software System	Computing & Software Systems	252	12	4.8%

**TACOMA CAMPUS
DEGREE ATTAINMENT IN HIGH DEMAND MAJORS*
PERIOD: AUTUMN 2006 - SUMMER 2011**

Department	DEGREE MAJOR	UW	URM**	
			Count	%
Business	Information Technology	15		0.0%
Comp & Software Sys	Computer Engr and Systems	23	3	13.0%
Comp & Software Sys	Computer Science and Systems	36	3	8.3%
Comp & Software Sys	Computing & Software Systems	231	21	9.1%
Interdisc A & S	Environmental Science	93	11	11.8%
Interdisc A & S	Environmental Studies	44	5	11.4%
Interdisc A & S	Psychology	313	56	17.9%
Nursing	Nursing	290	56	19.3%

Notes:

High Demand Majors* = as defined by the HEC Board and the State Legislature, 2008

URM** = Underrepresented Minorities (i.e., Black, Hawaiian/Pac Islander, Latino & Native American)

Office of the Vice Provost for Academic Personnel Academic Year
Fact Sheet 2010

We recruit the best, most diverse, and innovative faculty and staff from around the world, encouraging a vibrant intellectual community for our students.

Office of Academic Personnel
Cheryl A. Cameron
Vice Provost

Rhonda Forman
Assistant Vice Provost

Shelley Kostrinsky
Assistant Vice Provost

Academic Human Resources
Shirley Runkel
Director

Equal Opportunity
and Affirmative Action
Torrey Tiburzi
Director

International Scholars Office
Curt DeVese
Director

All Campuses of the University of Washington are represented by the facts provided.
Seattle, Bothell, Tacoma



Faculty Statistics by Rank (10/31/2010)

	Total	Male	Female	American Indian	Asian	Black	Hispanic	White	Multiple Race	Not Reported
Professorial Faculty*	3894	2501	1393	11	493	74	125	3019	40	132
Professor	1750	1293	457	1	134	24	32	1528	7	24
Associate Professor	1152	668	484	5	147	20	49	882	18	31
Assistant Professor	992	540	452	5	212	30	44	609	15	77
Instructional Faculty	341	143	198	1	34	5	10	268	4	19
Principal Lecturer	11	3	8	0	1	0	0	10	0	0
Senior Lecturer	183	77	106	0	15	2	4	158	1	3
Lecturer	147	63	84	1	18	3	6	100	3	16
Sub-Total Faculty**	4235	2644	1591	12	527	79	135	3287	44	151

*Throughout the fact sheet, professorial faculty includes tenured, tenure track, WOT, and research faculty.
**The total number of academic personnel is 16823. Appointments excluded from the above data include clinical faculty (5638), affiliate faculty (2305), and other faculty and academic personnel (4645).

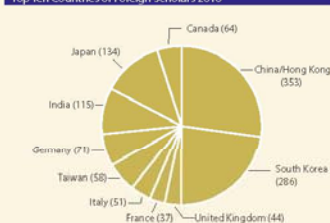
New Hire Statistics by Rank (10/31/2010)

	Total	Male	Female	American Indian	Asian	Black	Hispanic	White	Multiple Race	Not Reported
Professorial Faculty	233	137	96	1	35	4	5	155	3	30
Professor	26	19	7	0	2	0	1	18	0	5
Associate Professor	29	15	14	0	0	2	1	21	0	5
Assistant Professor	178	103	75	1	33	2	3	116	3	20
Instructional Faculty	46	20	26	0	3	0	1	30	0	12
Senior Lecturer	9	5	4	0	0	0	0	7	0	2
Lecturer	37	15	22	0	3	0	1	23	0	10
Total Faculty	279	156	123	1	38	4	6	185	3	42

New Hire Statistics by Year – Professorial Faculty

Year	Total	Male	Female	American Indian	Asian	Black	Hispanic	White	Multiple Race	Not Reported
2010-11	233	137	96	1	35	4	5	155	3	30
		59%	41%	0%	15%	2%	2%	67%	1%	13%
2009-10	214	118	96	1	46	8	3	135	2	19
		55%	45%	1%	21%	4%	1%	63%	1%	9%

Top Ten Countries of Foreign Scholars 2010



Number of Scholars by Visa Type 2010

Total J-1 Visas	1194
Total H-1B Visas	468
Total TN Visas	77
Total Visas	1739



The University of Washington links academic excellence to cutting edge research through scholarly exploration and intellectual rigor.

We hold ourselves to the highest standards of ethics, as a beacon for our community and the world.

The Office of the Vice Provost for Academic Personnel is responsible for the oversight and implementation of University policies and procedures related to faculty, librarians, and other members of the academic personnel community.

Vice Provost Academic Personnel
<http://www.washington.edu/provost/ap/>

Academic Human Resources
<http://www.washington.edu/provost/ap/ahr/>

Equal Opportunity and Affirmative Action
<http://www.washington.edu/provost/ap/eoaa/>

International Scholars Office
<http://www.washington.edu/provost/ap/iss/>

Number of Promotions Effective in 2010-2011

Professorial Promotions	186
Associate Professor to Professor	78
Assistant to Associate Professor	108
Instructional Promotions	7
Senior Lecturer to Principal Lecturer	3
Lecturer to Senior Lecturer	4
Clinical Promotions	179
Affiliate Promotions	44
Total Promotions	416

Age Information by Rank (10/31/2010)

	Median	Min	Max
Professorial Faculty	50.5	25.5	83.5
Professor	58.4	33.6	83.5
Associate Professor	48.0	30.1	74.8
Assistant Professor	38.3	25.5	71.1
Instructional Faculty	53.3	26.6	75.7
Principal Lecturer	57.1	42.9	75.7
Senior Lecturer	56.7	29.8	73.7
Lecturer	45.7	26.6	75.2

Profile by Rank and Track (10/31/2010)

	Tenure	WOT	Research
Professorial Faculty	2070	1446	378
Professor	1110	549	91
Associate Professor	559	449	144
Assistant Professor	401	448	143

Separation Statistics by Year and Reason

Year	Total	Resigned	Retired	Denied Promotion	Deceased
2009-10	151	86	47	9	9
2008-09	143	84	52	6	1

Resignation Statistics by Year

Year	Total	Male	Female	American Indian	Asian	Black	Hispanic	White	Multiple Race	Not Reported
2009-10	86	52	34	0	18	1	1	60	0	6
		60%	40%	0%	21%	1%	1%	70%	0%	7%
2008-09	84	54	30	0	13	2	2	64	0	3
		64%	36%	0%	16%	2%	2%	76%	0%	4%

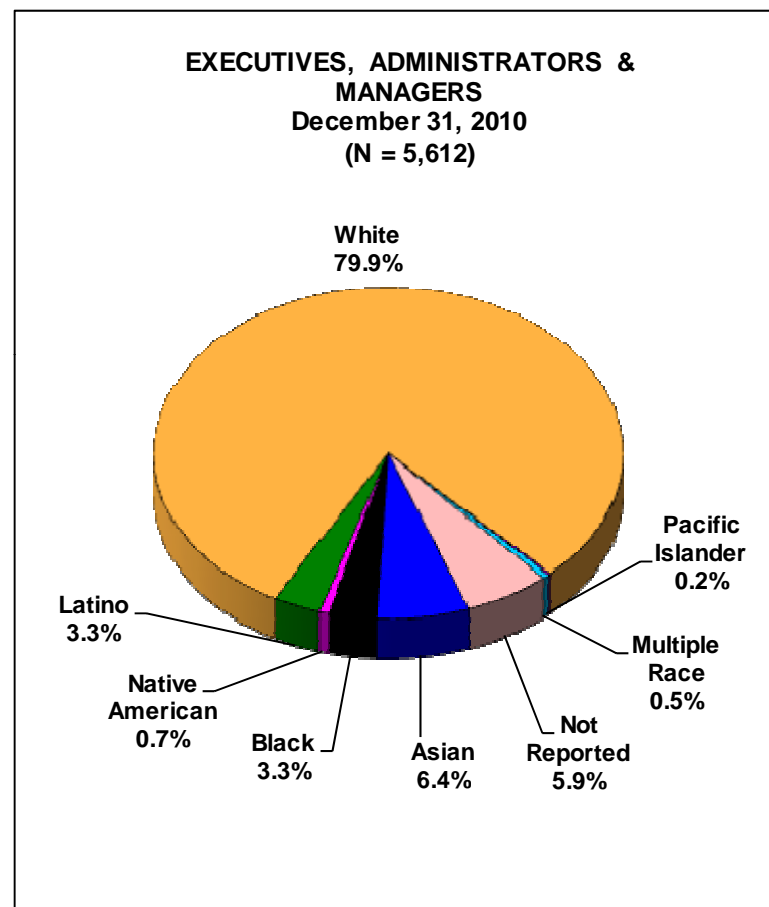
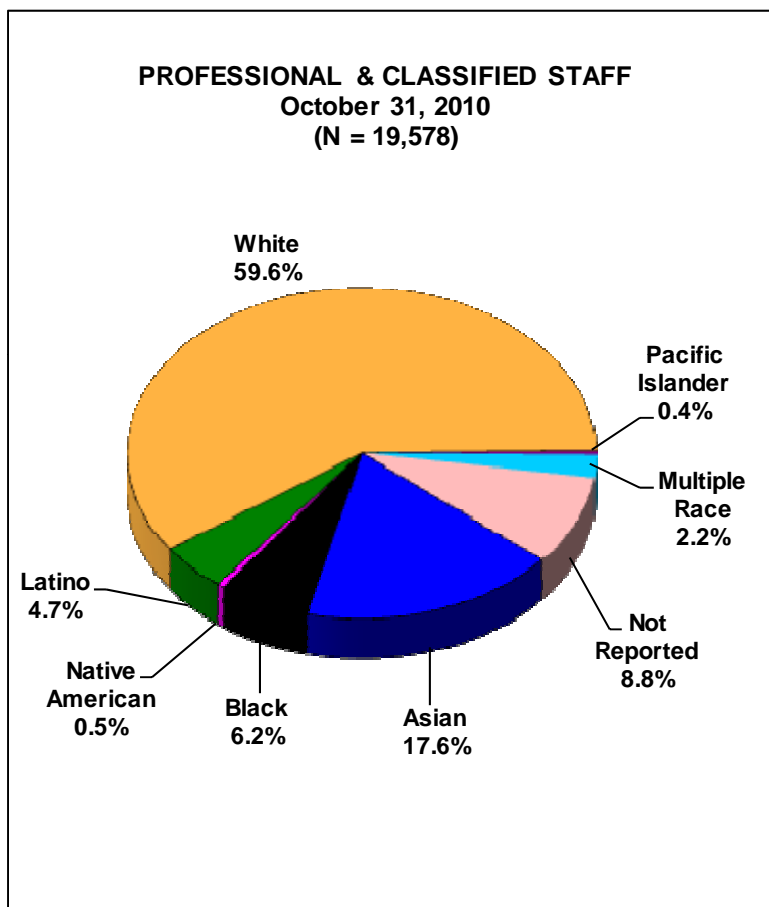
Quarters of Paid Professional Leave Used by School / College / Campus 2010-2011

Arts and Sciences	135
Built Environments	3
Business School	17
Dentistry	0
Education	5
Engineering	34
Environment	17
Information School	4
Law	10
Medicine	9
Nursing	0
Pharmacy	3
Public Affairs	4
Public Health	3
Social Work	5
UW, Bothell	17
UW, Tacoma	28
TOTAL	294

Requested Approval of Outside Work for Compensation by Objective 2010



UW STAFF WORKFORCE PROFILE (ALL UW CAMPUSES)



Update on Diversity at the University of Washington

October 20, 2011

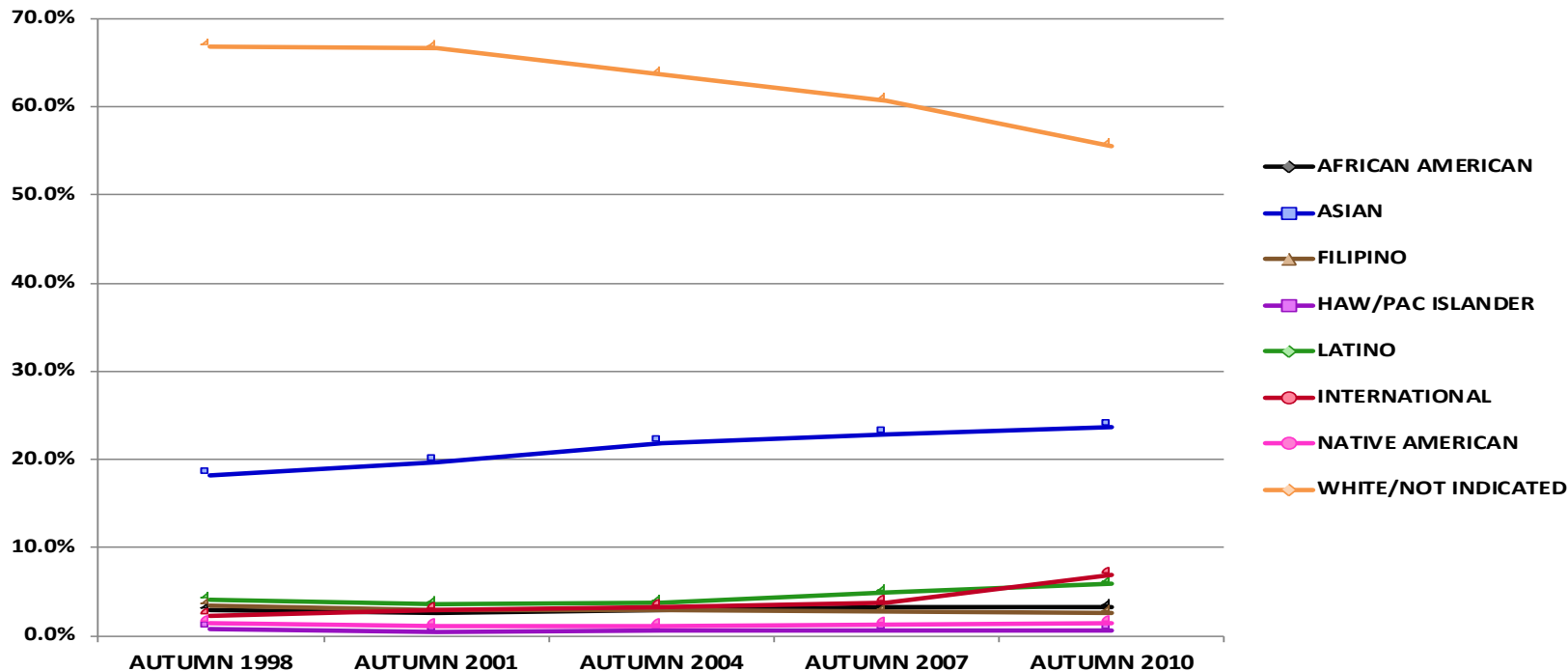
Overview

- Philosophy and structure of diversity at UW
- Data on students, faculty and staff
- Programs and activity at three campuses
- Q&A

Philosophy and Structure

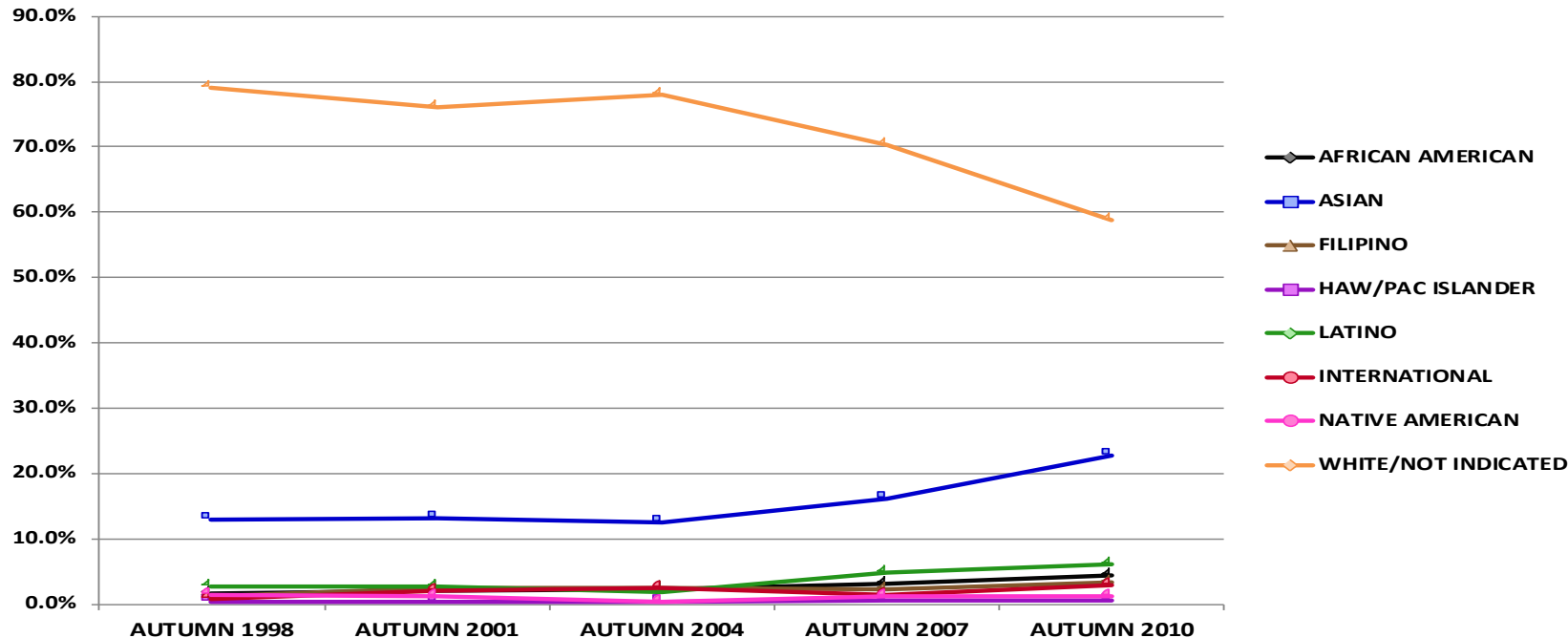
- Excellence requires diverse perspectives and talent
- Responsibility is distributed, with leadership and coordination provided by a central unit
- Diversity is broader than race/ethnicity
- One of the best practices for effective diversity initiatives is the engagement of institutional leadership
- UW Diversity Council and Diversity Blueprint

UW Seattle Undergraduate Enrollment 1998-2010



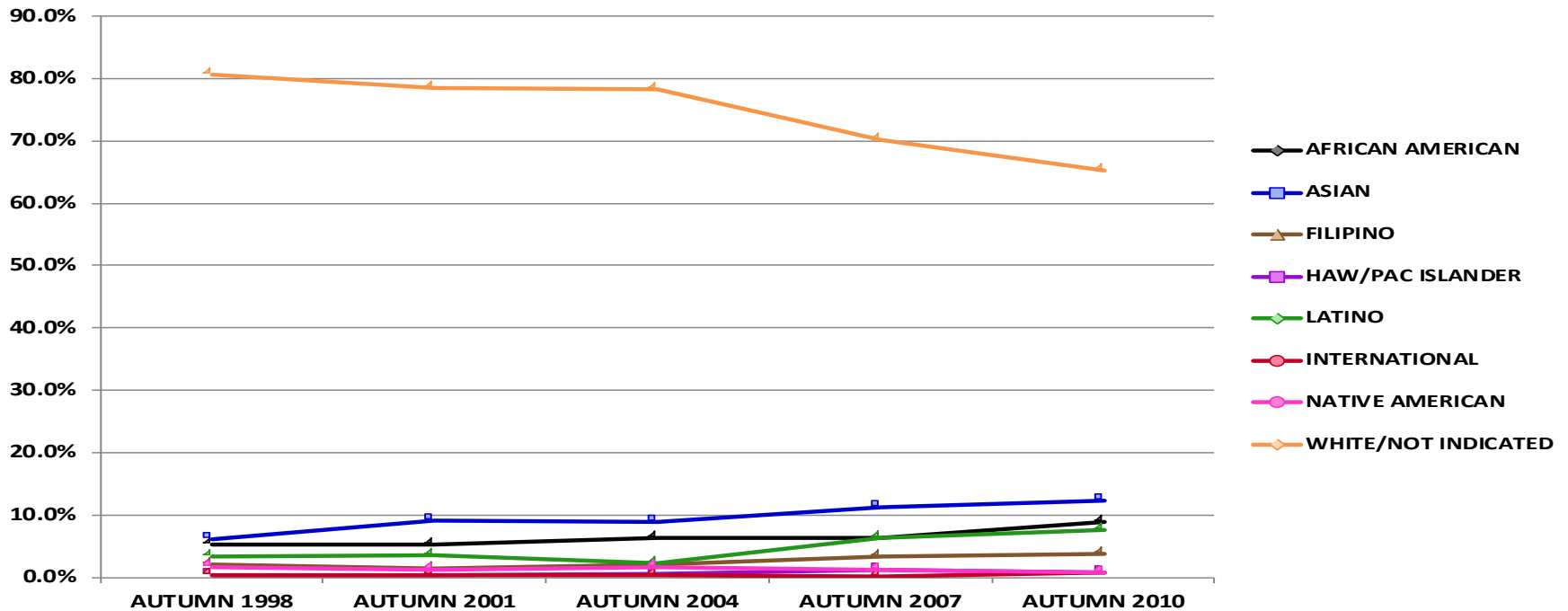
ETHNICITY	AUTUMN 1998		AUTUMN 2001		AUTUMN 2004		AUTUMN 2007		AUTUMN 2010	
AFRICAN AMERICAN	759	3.0%	695	2.6%	799	2.9%	924	3.2%	983	3.3%
ASIAN	4,590	18.2%	5,281	19.7%	6,057	21.8%	6,525	22.8%	7,020	23.7%
FILIPINO	876	3.5%	800	3.0%	810	2.9%	765	2.7%	776	2.6%
HAW/PAC ISLANDER	200	0.8%	134	0.5%	164	0.6%	179	0.6%	194	0.7%
LATINO	1,017	4.0%	956	3.6%	1,018	3.7%	1,397	4.9%	1,750	5.9%
INTERNATIONAL	578	2.3%	790	2.9%	925	3.3%	1,095	3.8%	2,046	6.9%
NATIVE AMERICAN	376	1.5%	299	1.1%	313	1.1%	368	1.3%	406	1.4%
WHITE/NOT INDICATED	16,877	66.8%	17,905	66.7%	17,646	63.6%	17,317	60.6%	16,484	55.6%
TOTAL	25,273	100.0%	26,860	100.0%	27,732	100.0%	28,570	100.0%	29,659	100.0%

UW Bothell Undergraduate Enrollment 1998-2010



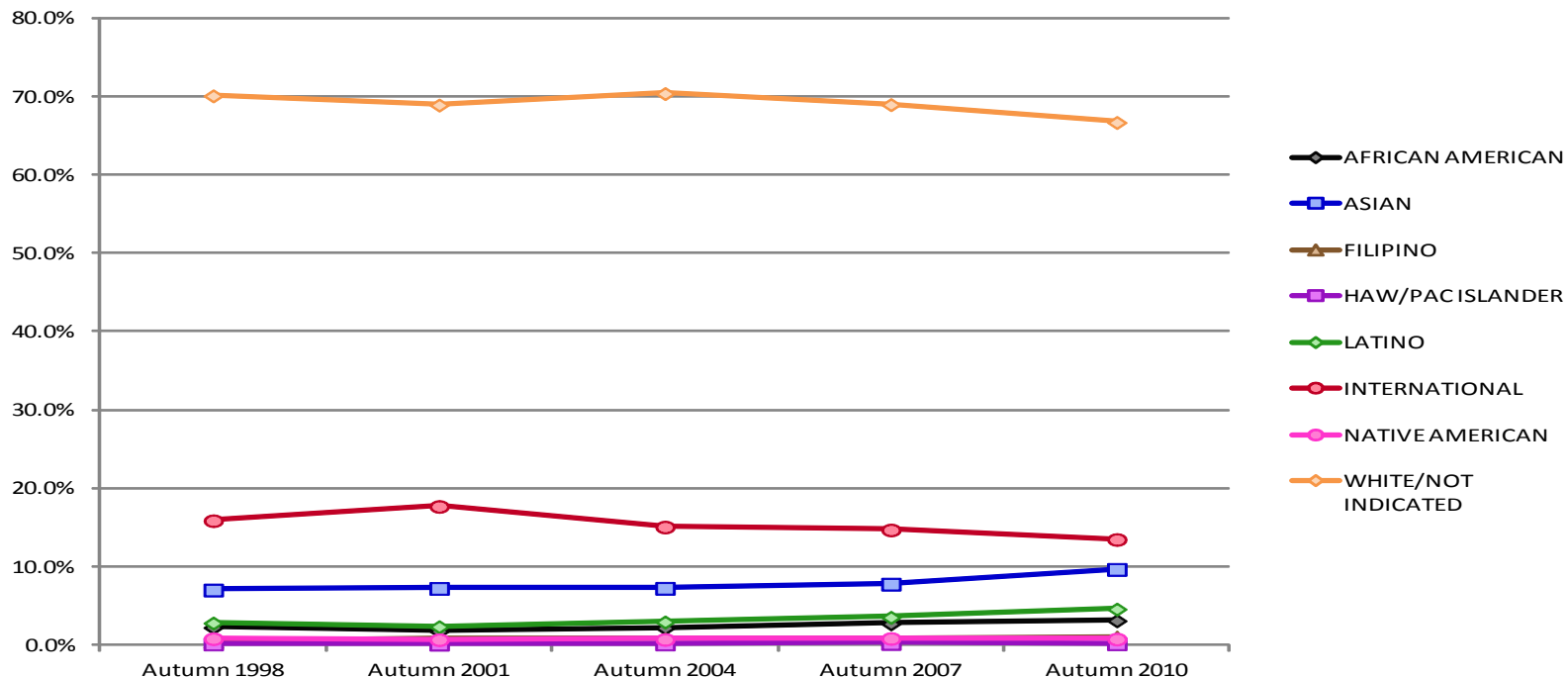
ETHNICITY	AUTUMN 1998		AUTUMN 2001		AUTUMN 2004		AUTUMN 2007		AUTUMN 2010	
AFRICAN AMERICAN	18	1.6%	32	2.1%	30	2.2%	51	3.2%	124	4.5%
ASIAN	144	12.9%	197	13.2%	174	12.5%	259	16.1%	632	22.7%
FILIPINO	14	1.3%	38	2.5%	33	2.4%	36	2.2%	90	3.2%
HAW/PAC ISLANDER	3	0.3%	4	0.3%	6	0.4%	8	0.5%	16	0.6%
LATINO	29	2.6%	39	2.6%	25	1.8%	79	4.9%	169	6.1%
INTERNATIONAL	9	0.8%	32	2.1%	33	2.4%	23	1.4%	79	2.8%
NATIVE AMERICAN	16	1.4%	17	1.1%	4	0.3%	20	1.2%	33	1.2%
WHITE/NOT INDICATED	884	79.1%	1,135	76.0%	1,083	78.0%	1,128	70.3%	1,637	58.9%
TOTAL	1,117	100.0%	1,494	100.0%	1,388	100.0%	1,604	100.0%	2,780	100.0%

UW Tacoma Undergraduate Enrollment 1998-2010



ETHNICITY	AUTUMN 1998		AUTUMN 2001		AUTUMN 2004		AUTUMN 2007		AUTUMN 2010	
AFRICAN AMERICAN	62	5.4%	88	5.3%	104	6.2%	140	6.4%	247	8.9%
ASIAN	71	6.1%	151	9.1%	148	8.9%	245	11.2%	338	12.2%
FILIPINO	24	2.1%	25	1.5%	33	2.0%	74	3.4%	103	3.7%
HAW/PAC ISLANDER	5	0.4%	6	0.4%	11	0.7%	25	1.1%	23	0.8%
LATINO	38	3.3%	59	3.6%	38	2.3%	136	6.2%	209	7.6%
INTERNATIONAL	4	0.3%	5	0.3%	4	0.2%	5	0.2%	23	0.8%
NATIVE AMERICAN	20	1.7%	20	1.2%	26	1.6%	26	1.2%	19	0.7%
WHITE/NOT INDICATED	933	80.6%	1,297	78.6%	1,306	78.2%	1,530	70.2%	1,800	65.2%
TOTAL	1,157	100.0%	1,651	100.0%	1,670	100.0%	2,181	100.0%	2,762	100.0%

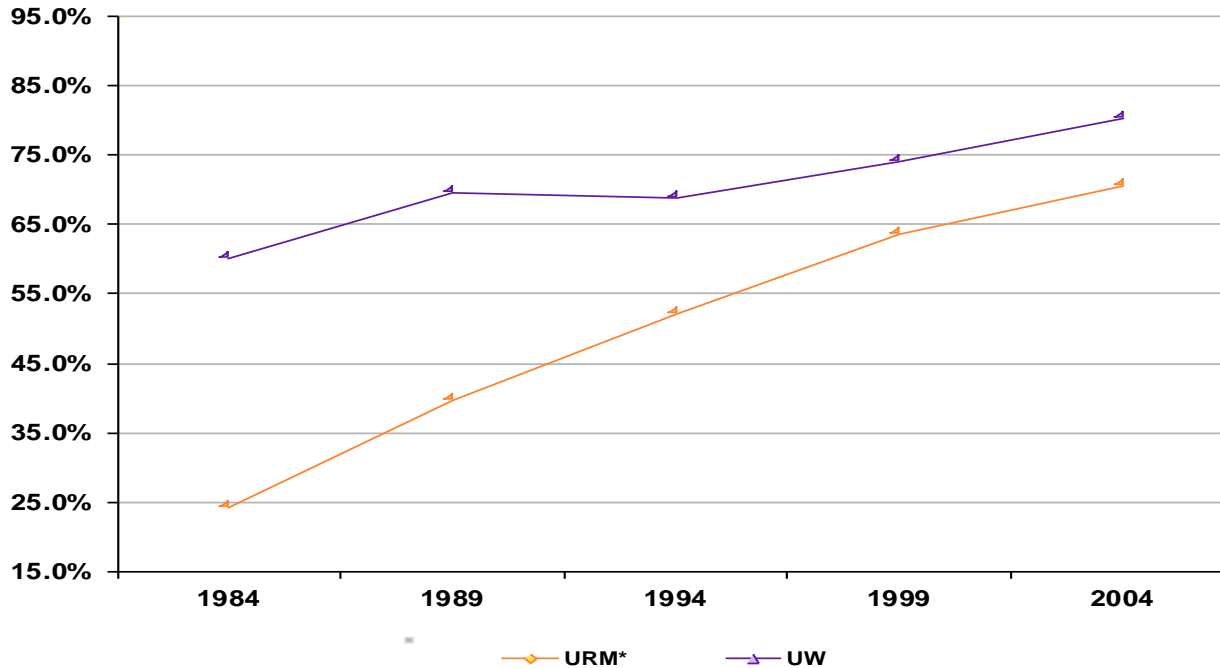
Graduate Student Enrollment 1998-2010



ETHNICITY	Autumn 1998		Autumn 2001		Autumn 2004		Autumn 2007		Autumn 2010	
AFRICAN AMERICAN	194	2.3%	172	1.8%	233	2.3%	295	2.8%	378	3.2%
ASIAN	595	7.1%	685	7.3%	754	7.3%	831	7.8%	1,159	9.7%
FILIPINO	44	0.5%	74	0.8%	86	0.8%	84	0.8%	128	1.1%
HAW/PAC ISLANDER	18	0.2%	17	0.2%	22	0.2%	29	0.3%	28	0.2%
LATINO	242	2.9%	226	2.4%	311	3.0%	382	3.6%	555	4.7%
INTERNATIONAL	1,338	15.9%	1,666	17.8%	1,560	15.1%	1,563	14.8%	1,614	13.5%
NATIVE AMERICAN	74	0.9%	71	0.8%	82	0.8%	97	0.9%	100	0.8%
WHITE/NOT INDICATED	5,885	70.1%	6,468	69.0%	7,261	70.4%	7,310	69.0%	7,952	66.7%
TOTAL	8,390	100.0%	9,379	100.0%	10,309	100.0%	10,591	100.0%	11,914	100.0%

Six-Year Graduation Rates

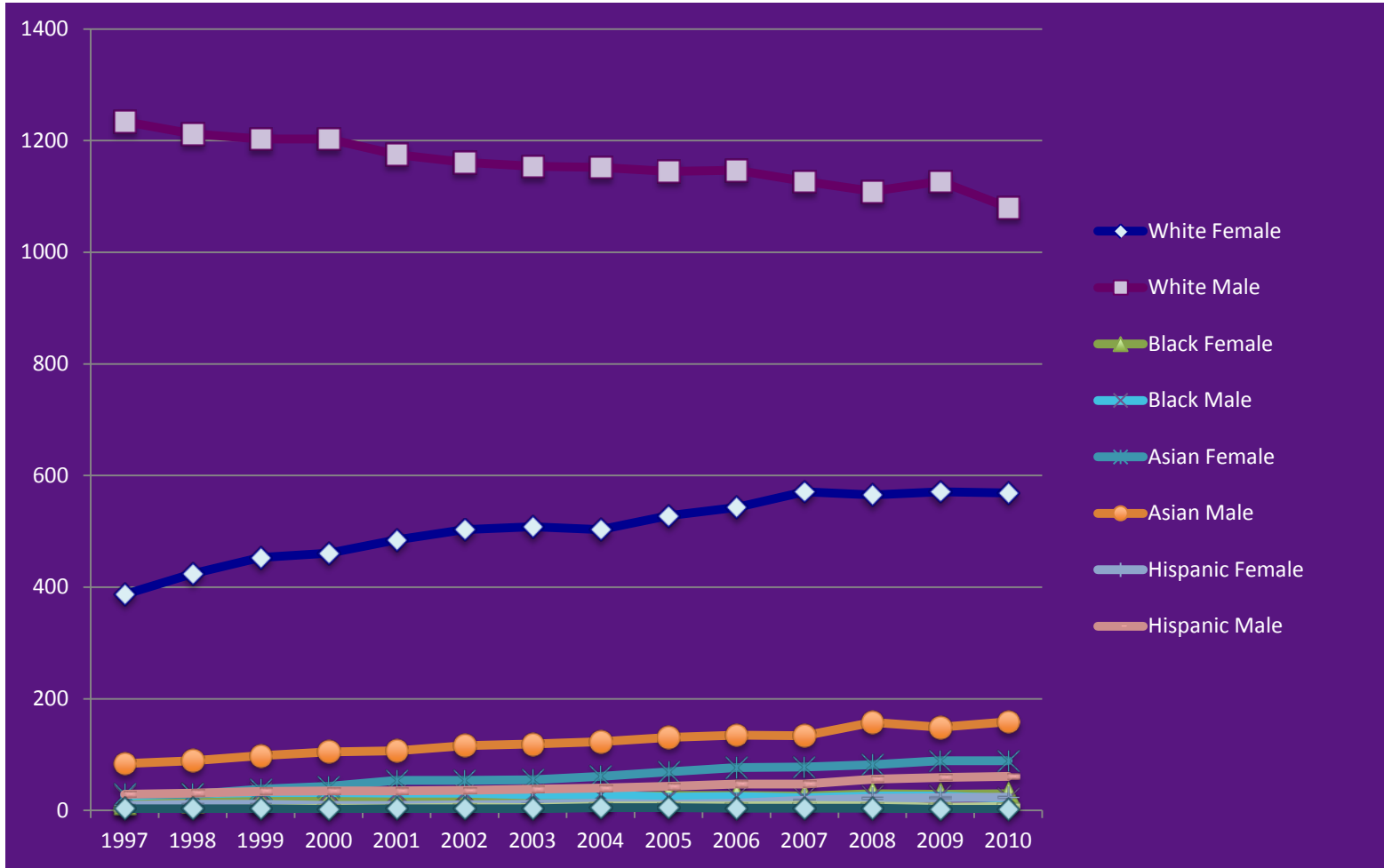
(Entering Freshman Cohorts – Seattle Campus)
 Cohort Years: 1984, 1989, 1994, 1999, and 2004



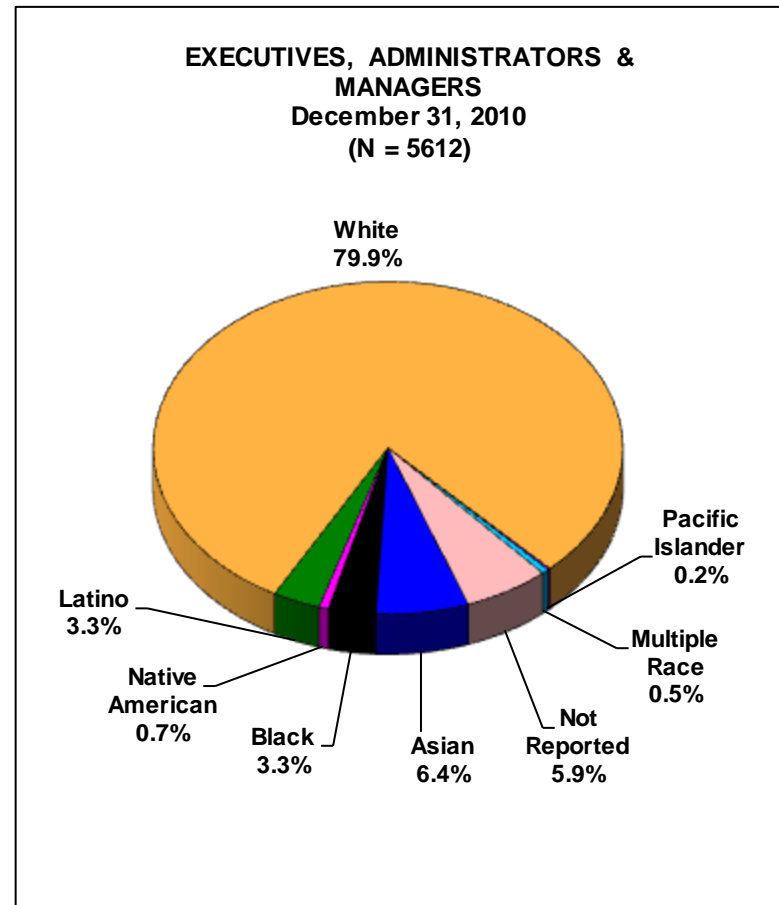
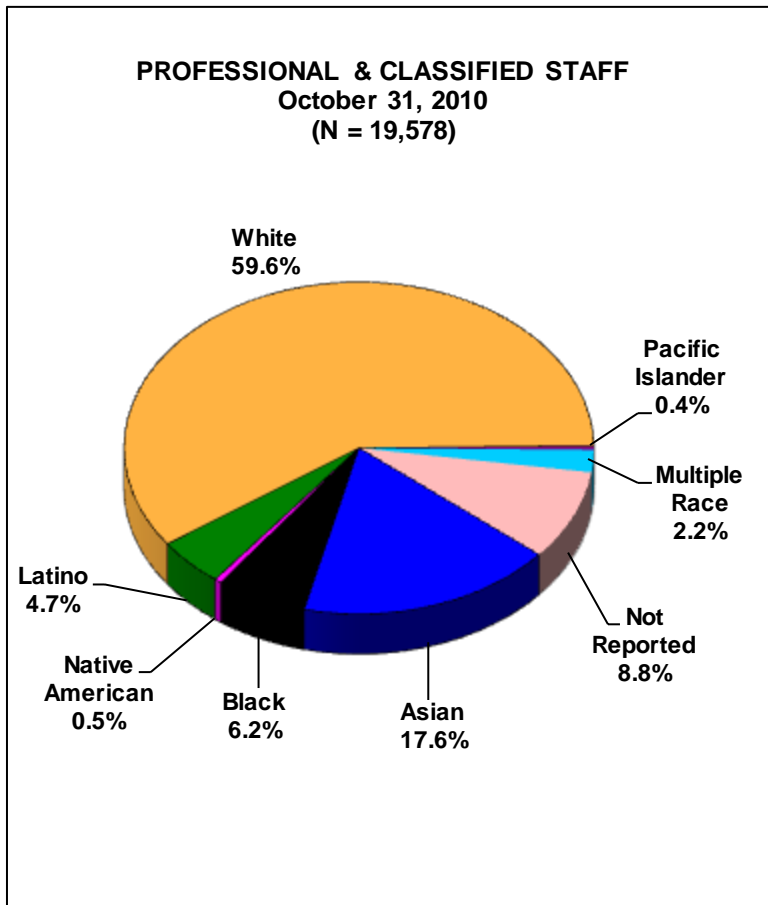
YEAR	URM*	UW
1984	24.1%	60.2%
1989	39.6%	69.6%
1994	52.1%	68.7%
1999	63.7%	74.2%
2004	70.6%	80.3%

URM* = Underrepresented Minorities (i.e., Black, Hawaiian/Pacific Islander, Latino, and Native American)

Tenure-Track Faculty 1997-2010



UW Staff Workforce Profile (All Campuses)



UW Seattle Activity

- Pre-college outreach and partnerships
- Retention and student success programs for undergraduate and graduate/professional students
- Faculty and staff diversity
- Research and economic development partnerships with community based organizations and Northwest tribes

University of Washington Bothell Diversity Council



Cherry Banks, Chair Diversity Council
Professor Education

Mary Abrums
Associate Professor Nursing

Amelia Bowers, Advisor Education

Eric Chan, ASUWB Representative

Bill Erdly Associate Professor and Associate
Director CSS

Peggy Frazier Director, Director Faculty
Affairs

Tadesse Ghirmal, Lecturer Science and
Technology

Anthony Kelly Admissions, Assistant Director
of Diversity Recruitment

Bruce Kochis, Chair, GFO
Senior Lecturer IAS

Kanta Kochhar-Lindgren
Associate Professor IAS

Rosa Lundborg, Counselor
DSS, VA, International Students

Rachael Mendonsa, Academic Advisor
CUSP

Jill Orcutt, Director Admissions

Andrea Ramirez, Program Coordinator
Student Affairs Representative

Denise Rollin, Director
Human Resources

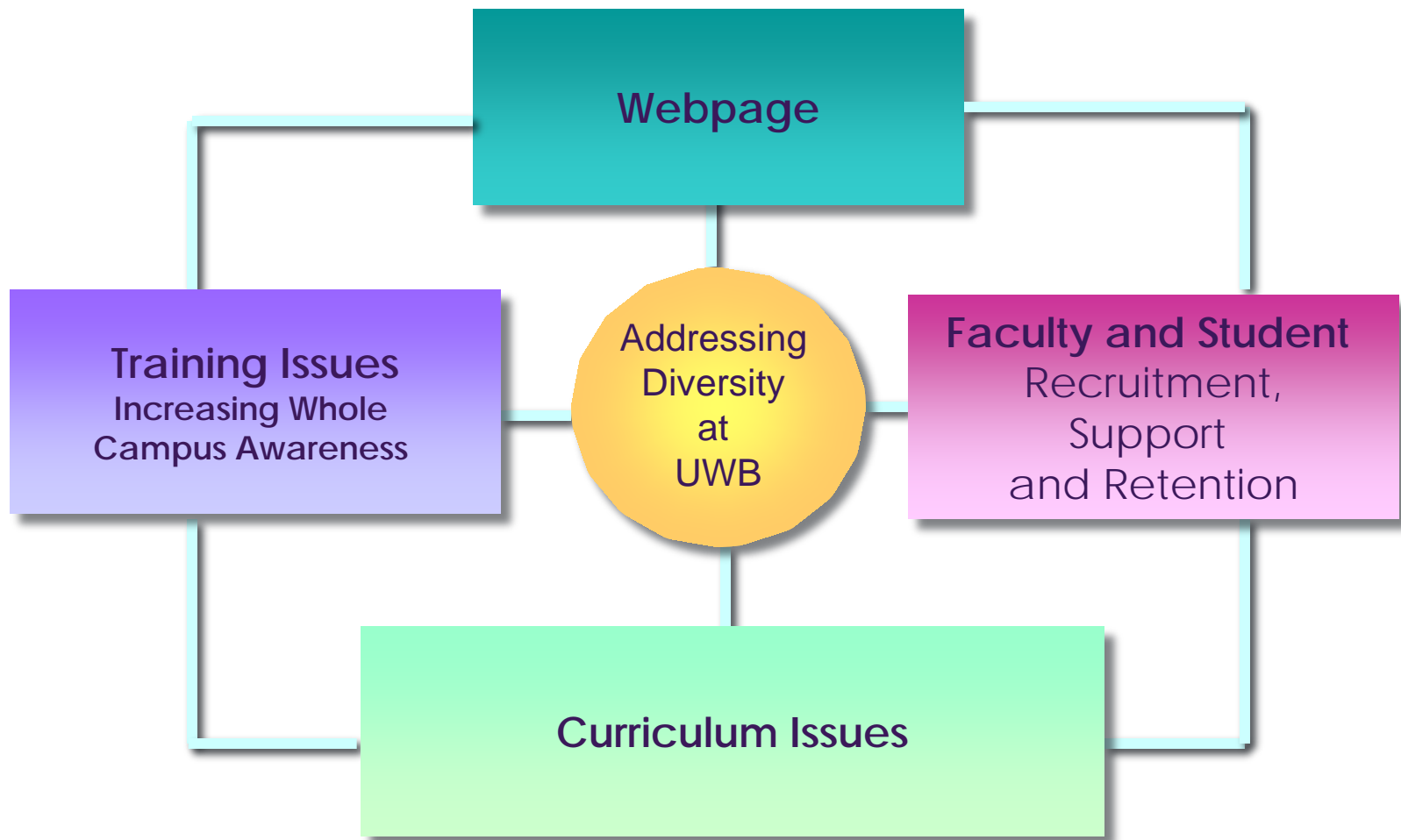
Joe Shelley, Assistant Director
IT Services

Robyn Smidley, GSO Representative

Elizabeth Thomas, Associate Professor
IAS

Susan Vinson, Student Success Coordinator

Katie Whitson, Head
Collections and Access Services Library



Statement of commitment to diversity

To hold constant a nurturing learning and work environment in the midst of change, each member of our UW Tacoma community has the responsibility to build and sustain respectful and supportive relationships, through which intolerance, discrimination and social injustice are confronted and resolved through non-violent behavior.

The University of Washington Tacoma's commitment to diversity is central to maintaining an atmosphere wherein students, staff, faculty and South Sound residents find abundant opportunities for intellectual, personal and professional growth.



Debra Friedman
Chancellor



Sharon Parker
Assistant Chancellor
for Equity & Diversity

UW Tacoma Major Accomplishments (Programmatic)

- DRC Lunch Hour Series
- Faculty & Staff of Color Networking
- Diversity Task Force
- Students Together Empowered for Personal Success (STEPS)
- Student Success Program
- EMBRACE workshops
- Symposium on Contemporary Native American Issues in Higher Education
- Martin Luther King, Jr. week-long celebration with community

UW Tacoma Major Accomplishments (Operational)

- 1 full-time DRC director
- 1 full-time Multicultural Outreach Specialist
- 1 Program Administrator
- 2 STEPS Coordinators
- New center space for the DRC (separate from office space)



Questions/Discussion

VII. STANDING COMMITTEES

B. Finance, Audit and Facilities Committee

Report of Contributions – August, 2011

For information only.

Attachment

UW Foundation Report of Contributions for August 2011

Report of Contributions

All Areas | August 2011

ANNUAL PROGRESS BY CONSTITUENCY

School	Current Month				Year to Date			
	Gifts	Private Grants	Total	Donors ¹	Gifts	Private Grants	Total	Donors
UW Medicine	\$3,291,448	\$9,401,976	\$12,693,424	1,788	\$4,669,460	\$23,150,235	\$27,819,695	2,455
Arts and Sciences	\$1,581,434	\$203,378	\$1,784,812	1,035	\$2,168,633	\$894,447	\$3,063,080	2,021
Broadcast Services	\$42,916		\$42,916	409	\$59,026		\$59,026	667
Built Environments	\$9,753		\$9,753	16	\$138,225		\$138,225	41
Business School	\$326,563		\$326,563	277	\$816,447		\$816,447	463
Dentistry	\$99,758		\$99,758	190	\$418,928		\$418,928	264
Education	\$29,648	\$33,852	\$63,500	78	\$41,435	\$56,573	\$98,008	145
Engineering	\$597,801	\$410,880	\$1,008,681	392	\$813,983	\$861,059	\$1,675,042	524
Environment	\$155,909	\$555,986	\$711,895	173	\$445,458	\$880,961	\$1,326,419	339
Evans School of Public Affairs	\$18,305		\$18,305	25	\$33,727		\$33,727	74
Graduate School	\$60,497	\$387,000	\$447,497	16	\$113,098	\$431,156	\$544,254	39
Information School	\$13,350		\$13,350	102	\$51,778		\$51,778	143
Intercollegiate Athletics	\$3,964,700		\$3,964,700	1,270	\$5,502,177		\$5,502,177	2,544
Law	\$295,789		\$295,789	41	\$328,140	\$90,000	\$418,140	198
Libraries	\$87,255		\$87,255	273	\$111,599		\$111,599	507
Minority Affairs	\$9,840		\$9,840	103	\$27,774		\$27,774	145
Nursing	\$14,752		\$14,752	43	\$186,408		\$186,408	92
Pharmacy	\$21,140	\$90,000	\$111,140	120	\$110,818	\$340,830	\$451,648	177
President's Funds	\$11,056		\$11,056	66	\$40,334		\$40,334	149
Public Health	\$28,417	\$3,787,925	\$3,816,342	87	\$164,193	\$3,975,896	\$4,140,088	157
Social Work	\$4,423	\$5,000	\$9,423	27	\$36,155	\$5,000	\$41,155	58
Student Life	\$310,137		\$310,137	112	\$632,291		\$632,291	814
Undergraduate Academic Affairs	\$1,027		\$1,027	24	\$6,858	\$17,477	\$24,335	61
University Press	\$13,590		\$13,590	5	\$36,690		\$36,690	15
UW Alumni Association	\$65,916		\$65,916	1,175	\$132,202		\$132,202	2,450
UW Bothell	\$6,478	\$949,513	\$955,991	52	\$35,602	\$1,223,123	\$1,258,725	152
UW Tacoma	\$13,979		\$13,979	76	\$32,942	\$67,310	\$100,252	136
Other University Support	\$1,283,289	\$312,209	\$1,595,498	128	\$1,302,880	\$357,143	\$1,660,023	258
Total	\$12,359,171	\$16,137,719	\$28,496,890	7,705	\$18,457,259	\$32,351,210	\$50,808,469	14,183

MONTHLY HIGHLIGHTS

The UW received \$28.50M in total private voluntary support (\$12.36M in gifts and \$16.14M in grants) in the current month.

Areas including Arts and Sciences, Engineering, Graduate School, Intercollegiate Athletics, Law, Minority Affairs, Pharmacy, UW Alumni Association and UW Bothell are ahead of last year's year-to-date totals.

¹ Donors are defined as those entities who have a credit amount of greater than \$0.00.

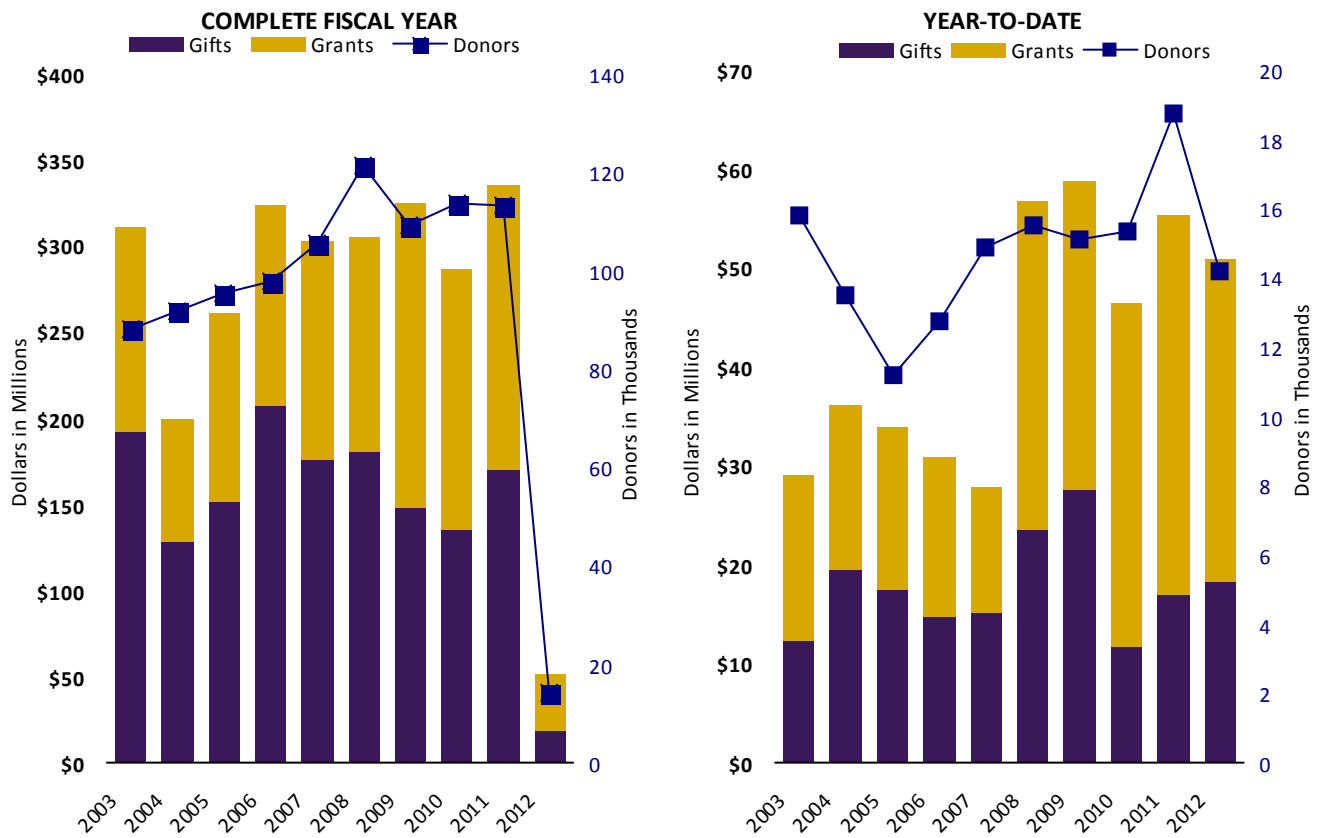
The donor total at the bottom of the chart is not a cumulative total of the rows above. The donor total is the number of unique donors who have been credited with a gift to the UW during the given time period.

DEVELOPMENT SUMMARY BY CONSTITUENCY

School	Current Month		Year to Date		Prior Year to Date		Prior Year Total	
	Total	Donors	Total	Donors	Total	Donors	Total	Donors
UW Medicine	\$12,693,424	1,788	\$27,819,695	2,455	\$30,816,003	2,795	\$127,994,691	15,832
Arts and Sciences	\$1,784,812	1,035	\$3,063,080	2,021	\$2,545,302	1,867	\$26,366,179	14,021
Broadcast Services	\$42,916	409	\$59,026	667	\$159,772	5,467	\$2,945,722	21,519
Built Environments	\$9,753	16	\$138,225	41	\$470,081	247	\$4,097,082	1,304
Business School	\$326,563	277	\$816,447	463	\$1,650,869	429	\$14,099,968	4,136
Dentistry	\$99,758	190	\$418,928	264	\$1,298,481	173	\$4,880,520	1,371
Education	\$63,500	78	\$98,008	145	\$208,463	161	\$4,453,458	1,322
Engineering	\$1,008,681	392	\$1,675,042	524	\$1,212,912	335	\$28,104,317	4,207
Environment	\$711,895	173	\$1,326,419	339	\$2,811,279	183	\$10,224,490	2,596
Evans School of Public Affairs	\$18,305	25	\$33,727	74	\$341,657	55	\$1,259,897	536
Graduate School	\$447,497	16	\$544,254	39	\$29,416	25	\$1,904,156	260
Information School	\$13,350	102	\$51,778	143	\$55,575	189	\$978,535	747
Intercollegiate Athletics	\$3,964,700	1,270	\$5,502,177	2,544	\$3,082,326	2,405	\$25,769,643	24,108
Law	\$295,789	41	\$418,140	198	\$415,714	163	\$3,954,968	1,671
Libraries	\$87,255	273	\$111,599	507	\$137,945	366	\$2,221,330	5,602
Minority Affairs	\$9,840	103	\$27,774	145	\$19,465	161	\$1,125,063	762
Nursing	\$14,752	43	\$186,408	92	\$641,505	99	\$2,572,650	1,476
Pharmacy	\$111,140	120	\$451,648	177	\$124,774	172	\$3,449,822	1,256
President's Funds	\$11,056	66	\$40,334	149	\$88,008	164	\$4,660,973	1,419
Public Health	\$3,816,342	87	\$4,140,088	157	\$6,092,852	137	\$20,982,432	728
Social Work	\$9,423	27	\$41,155	58	\$272,825	49	\$3,825,867	922
Student Life	\$310,137	112	\$632,291	814	\$908,999	249	\$24,665,211	3,351
Undergraduate Academic Affairs	\$1,027	24	\$24,335	61	\$309,257	74	\$2,135,761	545
University Press	\$13,590	5	\$36,690	15	\$55,875	32	\$1,525,915	215
UW Alumni Association	\$65,916	1,175	\$132,202	2,450	\$118,641	2,438	\$943,635	17,676
UW Bothell	\$955,991	52	\$1,258,725	152	\$20,226	110	\$1,890,127	753
UW Tacoma	\$13,979	76	\$100,252	136	\$318,693	188	\$5,207,539	798
Other University Support	\$1,595,498	128	\$1,660,023	258	\$1,099,730	887	\$2,397,723	2,095
Total¹	\$28,496,890	7,705	\$50,808,469	14,183	\$55,306,645	18,731	\$334,637,675	113,114

¹ The donor total at the bottom of the chart is not a cumulative total of the rows above. The donor total is the number of unique donors who have been credited with a gift to the UW during the given time period.

FISCAL YEAR COMPARISON OF TOTAL CONTRIBUTIONS



Fiscal Year	Complete Fiscal Year				Year to Date			
	Gifts	Private Grants	Total	Donors	Gifts	Private Grants	Total	Donors
2011-2012	\$18,457,259	\$32,351,210	\$50,808,469	14,183	\$18,457,259	\$32,351,210	\$50,808,469	14,183
2010-2011	\$170,201,978	\$164,435,696	\$334,637,675	113,114	\$16,891,694	\$38,414,950	\$55,306,645	18,731
2009-2010	\$135,813,022	\$150,815,796	\$286,628,819	113,746	\$11,784,568	\$34,557,636	\$46,342,203	15,347
2008-2009	\$148,364,809	\$175,713,667	\$324,078,477	109,083	\$27,578,596	\$31,090,012	\$58,668,609	15,114
2007-2008	\$180,735,444	\$124,224,214	\$304,959,657	121,447	\$23,671,479	\$32,915,059	\$56,586,538	15,488
2006-2007	\$176,490,215	\$126,399,369	\$302,889,584	105,353	\$15,219,124	\$12,601,654	\$27,820,778	14,880
2005-2006	\$207,744,231	\$115,261,186	\$323,005,417	97,876	\$14,627,686	\$16,245,654	\$30,873,340	12,724
2004-2005	\$151,969,925	\$108,802,371	\$260,772,296	95,227	\$17,530,695	\$16,433,767	\$33,964,462	11,183
2003-2004	\$128,174,367	\$71,603,323	\$199,777,690	91,903	\$19,537,721	\$16,597,595	\$36,135,316	13,476
2002-2003	\$192,573,183	\$118,677,722	\$311,250,905	88,259	\$12,230,893	\$16,786,392	\$29,017,285	15,765

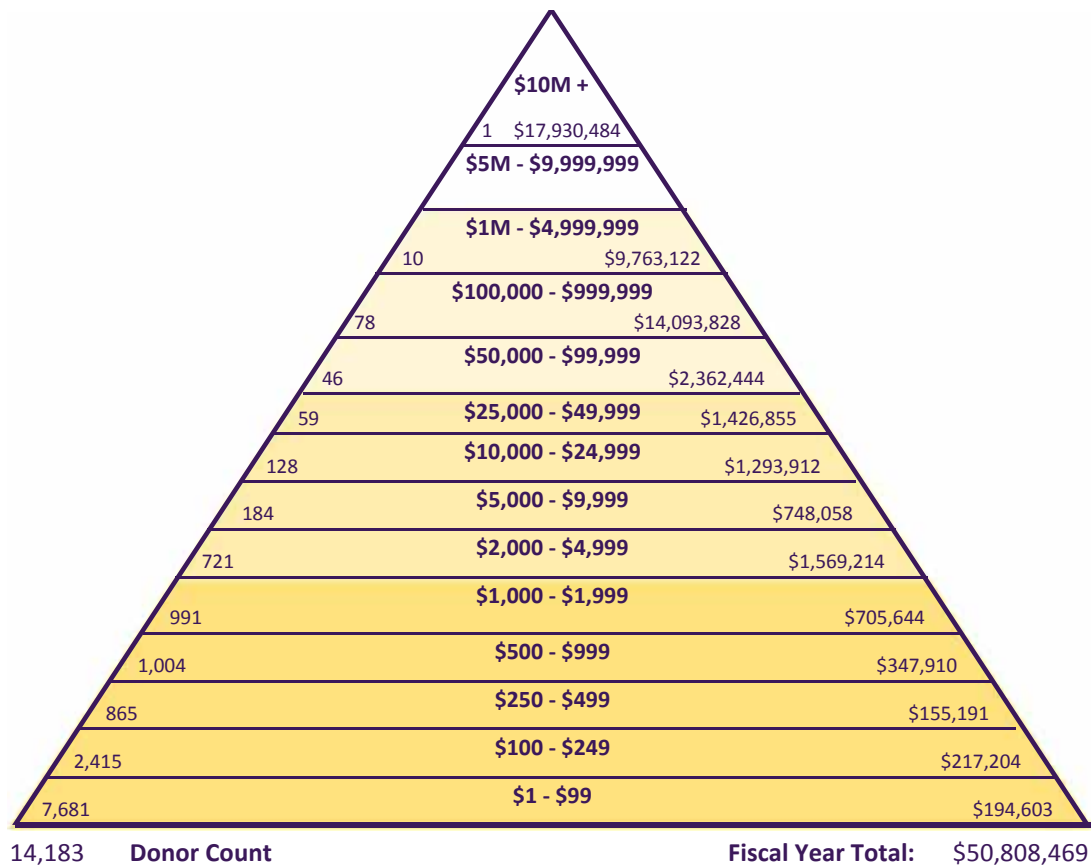
ANNUAL FUNDING THEME PROGRESS

Theme	Current Use	Year to Date	
		Endowment	Total
Student Support	\$675,087	\$1,348,278	\$2,023,365
Faculty Support	\$1,023,450	\$182,519	\$1,205,969
Program Support for Faculty and Students	\$40,232,423	\$1,853,156	\$42,085,579
Capital	\$1,389,762		\$1,389,762
Excellence Funds	\$3,784,004	\$319,790	\$4,103,794
Total	\$47,104,726	\$3,703,743	\$50,808,469

DEVELOPMENT ACTIVITY BY DONOR TYPE

Donor Type	Year to Date		Prior Year to Date		Prior Fiscal Year	
	Donors	Total	Donors ¹	Total	Donors	Total
Alumni	7,697	\$3,723,705	8,097	\$3,354,470	48,671	\$48,006,717
Corporations	440	\$5,626,236	404	\$7,918,991	2,568	\$48,099,904
Family Foundations	28	\$2,082,882	24	\$935,271	161	\$16,071,226
Foundations	92	\$25,511,113	117	\$24,460,286	446	\$97,547,429
Non-Alumni	5,813	\$4,594,200	9,977	\$4,745,233	60,669	\$49,015,743
Organizations	113	\$9,270,333	112	\$13,892,393	599	\$75,896,655
Total	14,183	\$50,808,469	18,731	\$55,306,645	113,114	\$334,637,675

DEVELOPMENT ACTIVITY PYRAMID



¹ Prior Fiscal Year to Date numbers reflect the number of alumni for the reported period based on the state of the data at the end of the prior fiscal year.

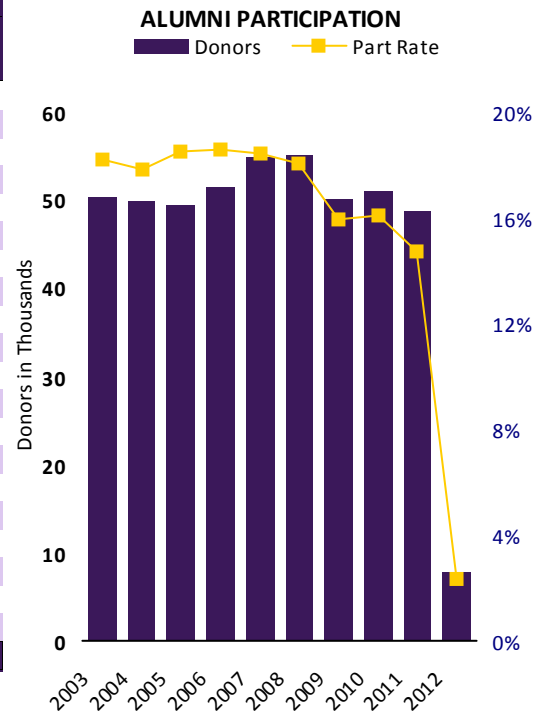
ANNUAL PROGRESS BY GIVING LEVEL

Giving Level	Alumni	Non Alumni	Family Fndns.	Corporations	Foundations	Other Orgs.	Total
\$10M +					\$17,930,484		\$17,930,484
\$5M - \$9,999,999							\$0
\$1M - \$4,999,999		\$1,007,874	\$1,126,615	\$1,050,000	\$3,000,000	\$3,578,632	\$9,763,122
\$100,000 - \$999,999	\$1,169,635	\$1,096,728	\$553,237	\$2,954,011	\$3,658,396	\$4,661,821	\$14,093,828
\$50,000 - \$99,999	\$376,533	\$600,081	\$140,000	\$271,181	\$557,731	\$416,919	\$2,362,444
\$25,000 - \$49,999	\$166,679	\$311,840	\$131,625	\$355,704	\$186,032	\$274,977	\$1,426,855
\$10,000 - \$24,999	\$324,341	\$128,810	\$77,485	\$473,887	\$96,977	\$192,412	\$1,293,912
\$5,000 - \$9,999	\$244,125	\$107,862	\$44,920	\$217,264	\$35,216	\$98,671	\$748,058
\$2,000 - \$4,999	\$562,589	\$761,653	\$7,000	\$183,073	\$21,135	\$33,764	\$1,569,214
\$1,000 - \$1,999	\$354,556	\$245,378	\$2,000	\$79,092	\$18,007	\$6,610	\$705,644
\$500 - \$999	\$200,453	\$120,896		\$19,472	\$4,235	\$2,854	\$347,910
\$250 - \$499	\$72,649	\$66,759		\$11,791	\$1,615	\$2,375	\$155,191
\$100 - \$249	\$118,728	\$87,813		\$8,865	\$1,050	\$748	\$217,204
\$1 - \$99	\$133,417	\$58,507		\$1,896	\$235	\$548	\$194,603
Total	\$3,723,705	\$4,594,200	\$2,082,882	\$5,626,236	\$25,511,113	\$9,270,333	\$50,808,469

Giving Level	Alumni	Non Alumni	Family Fndns.	Corporations	Foundations	Other Orgs.	Total
\$10M +					1		1
\$5M - \$9,999,999							0
\$1M - \$4,999,999		5	1	1	2	1	10
\$100,000 - \$999,999	15	12	4	16	14	17	78
\$50,000 - \$99,999	7	19	2	4	8	6	46
\$25,000 - \$49,999	6	23	4	11	7	8	59
\$10,000 - \$24,999	39	32	5	34	7	11	128
\$5,000 - \$9,999	70	48	7	38	6	15	184
\$2,000 - \$4,999	369	258	3	70	8	13	721
\$1,000 - \$1,999	485	416	2	68	15	5	991
\$500 - \$999	508	449		36	6	5	1,004
\$250 - \$499	387	426		40	5	7	865
\$100 - \$249	1,206	1,127		68	8	6	2,415
\$1 - \$99	4,605	2,998		54	5	19	7,681
Total	7,697	5,813	28	440	92	113	14,183

ALUMNI PARTICIPATION BY CONSTITUENCY (CURRENT FISCAL YEAR)

Area	Solicitable	To UW		To Unit	
		Year to Date	Part Rate	Year to Date	Part Rate
UW Medicine	19,296	487	2.52%	243	1.26%
Arts and Sciences	148,325	3,653	2.46%	1,320	0.89%
Business School	38,811	1,123	2.89%	360	0.93%
Built Environments	8,372	159	1.90%	13	0.16%
Dentistry	4,598	214	4.65%	135	2.94%
Education	17,578	477	2.71%	26	0.15%
Engineering	33,380	710	2.13%	392	1.17%
Environment	11,457	192	1.68%	45	0.39%
Evans School of Public Affairs	2,773	101	3.64%	18	0.65%
Interdisc. Grad. Programs	2,239	66	2.95%		
Interschool Programs	2,406	103	4.28%		
Information School	4,882	179	3.67%	64	1.31%
Law	8,074	245	3.03%	100	1.24%
School of Nursing	8,737	220	2.52%	36	0.41%
Pharmacy	3,705	127	3.43%	66	1.78%
Public Health	4,728	113	2.39%	13	0.27%
Social Work	6,543	154	2.35%	24	0.37%
UW Bothell	8,323	206	2.48%	47	0.56%
UW Tacoma	9,481	134	1.41%	55	0.58%
Unspecified	9,066	190	2.10%		
ALL UW TOTAL	324,647	7,697	2.37%		



ALUMNI PARTICIPATION BY CONSTITUENCY (PREVIOUS FISCAL YEAR)

Area	Solicitable	To UW				To Unit			
		Year to Date		FY Total		Year to Date		FY Total	
		Donors ¹	Part Rate	Donors	Part Rate	Donors	Part Rate	Donors	PFY Final
UW Medicine	19,185	521	2.72%	3,576	18.64%	245	1.28%	2,273	11.85%
Arts and Sciences	151,787	3,749	2.47%	20,278	13.36%	659	0.43%	5,558	3.66%
Business School	39,725	1,155	2.91%	7,407	18.65%	210	0.53%	2,384	6.00%
Built Environments	8,496	205	2.41%	1,328	15.63%	35	0.41%	521	6.13%
Dentistry	4,650	163	3.51%	1,116	24.00%	62	1.33%	601	12.92%
Education	18,092	475	2.63%	3,180	17.58%	22	0.12%	542	3.00%
Engineering	33,868	673	1.99%	4,885	14.42%	152	0.45%	2,235	6.60%
Environment	11,635	223	1.92%	1,711	14.71%	51	0.44%	746	6.41%
Evans School of Public Affairs	2,747	97	3.53%	561	20.42%	11	0.40%	193	7.03%
Interdisc. Grad. Programs	2,200	64	2.91%	323	14.68%				
Interdisc. Undergrad. Programs									
Interschool Programs	2,459	101	4.11%	503	20.46%				
Information School	4,950	240	4.85%	981	19.82%	110	2.22%	464	9.37%
Law	8,186	253	3.09%	1,701	20.78%	76	0.93%	891	10.88%
School of Nursing	8,909	219	2.46%	1,709	19.18%	31	0.35%	883	9.91%
Pharmacy	3,690	128	3.47%	947	25.66%	77	2.09%	689	18.67%
Public Health	4,683	127	2.71%	736	15.72%	16	0.34%	234	5.00%
Social Work	6,753	152	2.25%	971	14.38%	17	0.25%	465	6.89%
UW Bothell	8,069	185	2.29%	803	9.95%	36	0.45%	271	3.36%
UW Tacoma	9,452	191	2.02%	772	8.17%	86	0.91%	373	3.95%
Unspecified	9,472	202	2.13%	1,540	16.26%				
ALL UW TOTAL	330,521	7,976	2.41%	48,671	14.73%				

¹ Prior Fiscal Year to Date numbers reflect the number of alumni for the reported period based on the state of the data on the date this report was run in the prior fiscal year.

The University of Washington Alumni Association is the broad-based engagement vehicle for University Advancement and the University of Washington. Through its strategically designed programs, the UW Alumni Association invites alumni, donors and friends to engage in the life of the UW. Research indicates that engaged alumni and friends are more inclined to support the University and its students. The UW Alumni Association is proud to develop a solid base of support for the University of Washington.



UWAA Member Giving by Constituency

School	Solicitable Alumni	Member		Alumni Giving	
		Members ¹	Donors	Members	Non Members
UW Medicine	19,296	1,940	174	8.97%	1.37%
Arts and Sciences	148,325	19,194	1,424	7.42%	1.05%
Business School	38,811	7,229	533	7.37%	1.09%
Built Environments	8,372	1,130	59	5.22%	0.64%
Dentistry	4,598	1,020	115	11.27%	2.15%
Education	17,578	2,832	205	7.24%	0.94%
Engineering	33,380	4,516	263	5.82%	1.08%
Environment	11,457	1,431	56	3.91%	0.88%
Evans School of Public Affairs	2,773	338	32	9.47%	1.68%
Interdisc. Grad. Programs	2,239	211	20	9.48%	1.33%
Interdisc. Undergrad. Progra					
Interscholar Programs	2,406	549	49	8.93%	1.94%
Information School	4,882	769	57	7.41%	2.16%
Law	8,074	1,062	91	8.57%	1.73%
School of Nursing	8,737	1,316	70	5.32%	1.37%
Pharmacy	3,705	637	56	8.79%	1.63%
Public Health	4,728	412	28	6.80%	1.39%
Social Work	6,543	596	37	6.21%	1.43%
UW Bothell	8,323	889	38	4.27%	1.24%
UW Tacoma	9,481	788	17	2.16%	0.58%
Unspecified	9,066	1,866	110	5.89%	0.49%
Non-Alumni		8,881	1,349	15.19%	
Total	324,647	55,190	4,457	8.08%	

Alumni Activity

1 in 3 registrants at 2011 UW events were UWAA members
1 in 2 registrants at 2011 UW events were UW donors
7 in 10 registrants at 2011 UW events were Solicitable Alumni
1 in 50 UWAA members attended a 2011 UW event
1 in 3 2010-2011 Football/Basketball season ticket holders were UWAA members
3 in 5 UWAA members were 2010-2011 Football/Basketball season ticket holders

Top 10 Membership by Class Year

Activity Participation - Rolling 3 Year Total ³

School ²	Participants	Part. Donors	% Donors	Alum Non-Part.	Alum Non-Par Donor	% Non-Part Donor
Intercollegiate Athletics	1,312	1,284	97.87%			
UW Medicine	3,312	1,909	57.64%	20,865	2,025	9.71%
Arts and Sciences	15,250	2,209	14.49%	139,238	5,452	3.92%
Built Environments	1,626	477	29.34%	7,398	492	6.65%
Business School	6,757	871	12.89%	34,272	1,886	5.50%
Dentistry	1,955	618	31.61%	2,938	299	10.18%
Education	1,921	240	12.49%	16,525	635	3.84%
Engineering	2,936	643	21.90%	31,883	2,197	6.89%
Environment	1,301	431	33.13%	10,918	795	7.28%
Evans School of Public Affairs	863	127	14.72%	2,199	99	4.50%
Graduate School	330	100	30.30%	2,156	1	0.05%
Information School	751	144	19.17%	4,544	429	9.44%
Law	2,171	603	27.78%	6,532	536	8.21%
Libraries	694	672	96.83%			
Nursing	984	308	31.30%	8,278	1,037	12.53%
Pharmacy	391	158	40.41%	3,569	554	15.52%
Public Health	612	133	21.73%	4,061	191	4.70%
Social Work	831	183	22.02%	6,154	464	7.54%
UW Bothell	793	85	10.72%	8,429	35	0.42%
UW Tacoma	527	68	12.90%	9,850	47	0.48%

¹ Members include paid Annual Members, Lifetime Members, and TPC Level Donors

² Activity is based on a unit affiliated Alumni or Donor being labeled as a positive RSVP, host, speaker, or participant at any tracked UW activity.

³ 3-Years consists of any activity since 7/1/2006

Source: University of Washington Alumni Association

VII. STANDING COMMITTEES

B. Finance, Audit and Facilities Committee

Grant and Contract Awards Summary – August, 2011

RECOMMENDED ACTION

It is the recommendation of the administration and the Finance, Audit and Facilities Committee that the Board of Regents accept the Grant and Contract Awards of \$1,000,000 or more as presented in the attached report.

Attachment

Grant and Contract Awards Summary for August 2011

Grant and Contract Awards Summary

to

The Board of Regents

of the

University of Washington

for

August 2011

Office of Research

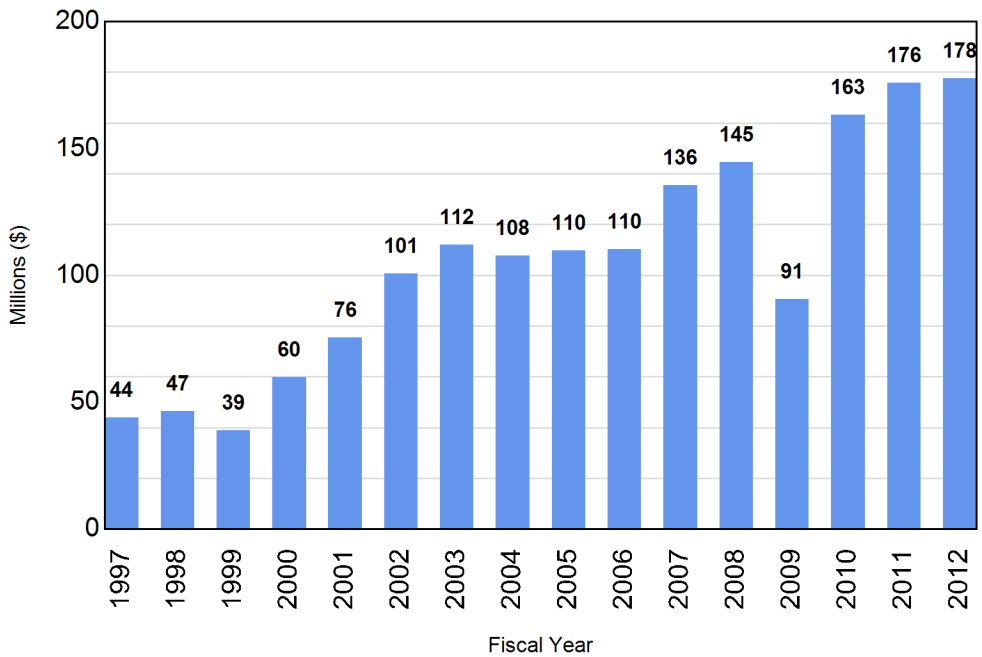
Office of Sponsored Programs

The numbers provided in this report are subject to adjustment at the time that the Annual Report of Sponsored Activity is published.
The changes would reflect modifications and additions to existing awards.

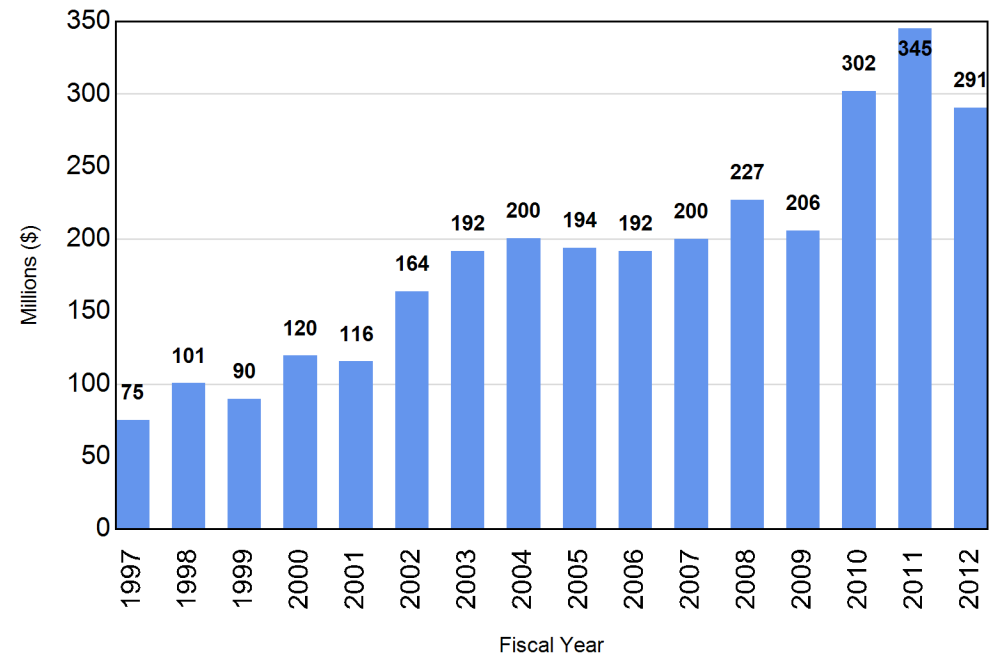
Table of Contents

Graphical Summary of Award Activity	3
Summary of Grant and Contract Awards	4
Comparison of Grants and Contract Awards by Agency	5
Comparison of Grants and Contract Awards by School/College	6
Summary of Grant Awards – Excluding Private Awards	7
Summary of Grant Awards - Private Awards	8
Summary of Contract Awards	9
Report of Grant & Contract Awards over \$1,000,000	10

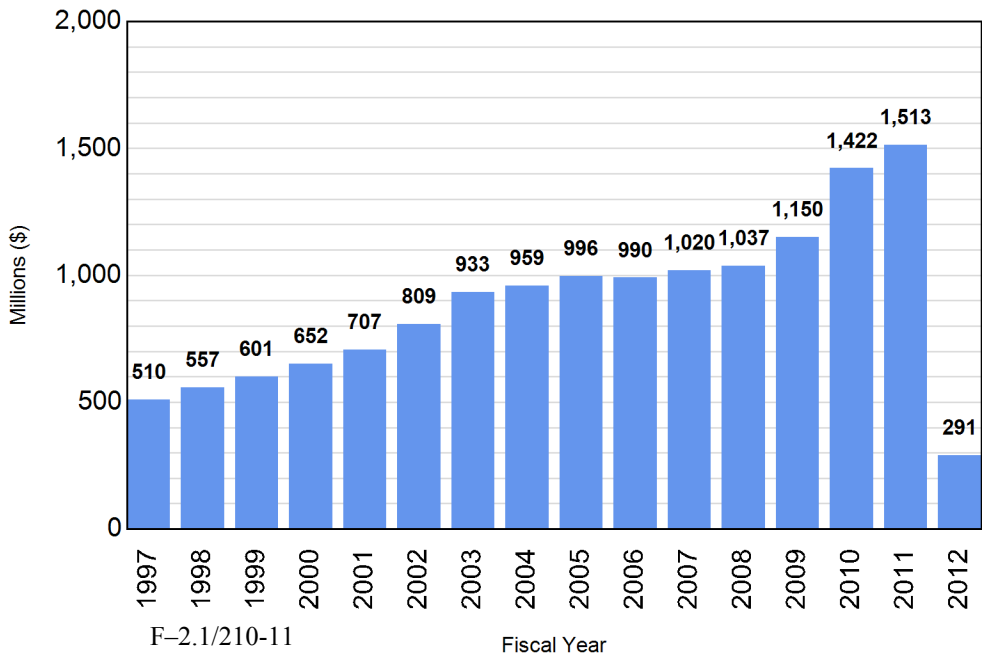
August Only
Comparison of Grant & Contract Awards



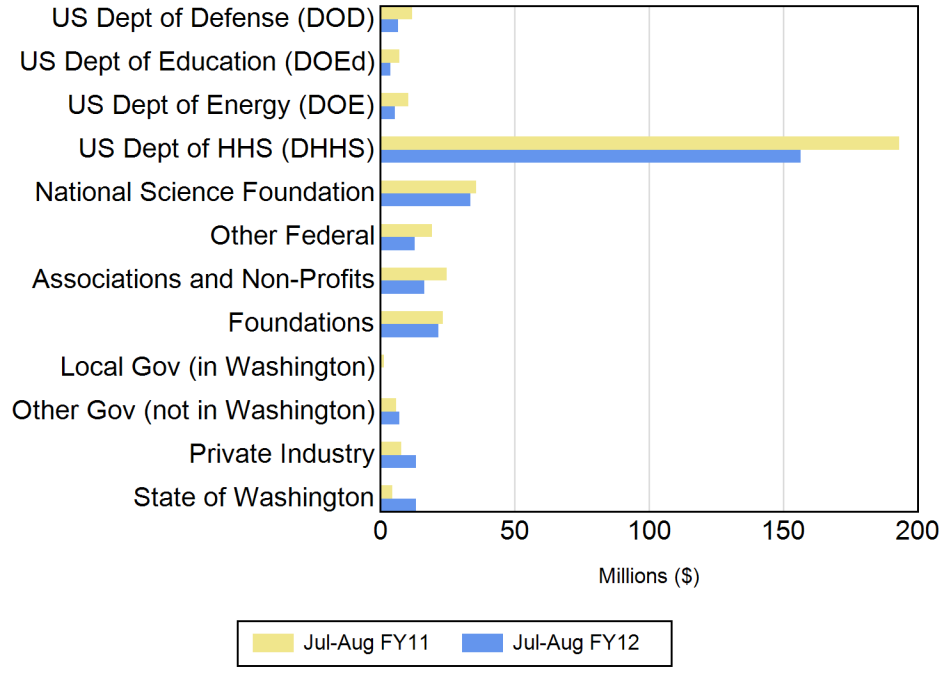
Fiscal Year to Date
Comparison of Grant & Contract Awards



Complete Fiscal Year
Comparison of Grant & Contract Awards



Fiscal Year to Date
Two-Year Comparison of Grant and Contract Awards



Summary of Grant and Contract Awards

Fiscal Year 2011-2012

Month	RESEARCH AND OTHER		TRAINING		Total Grants and Contracts
	Federal	Non-Federal	Federal	Non-Federal	
July	\$ 72,776,120	\$ 30,196,740	\$ 7,642,882	\$ 2,388,481	\$ 113,004,200
August	\$ 127,093,600	\$ 38,322,890	\$ 11,366,250	\$ 954,419	\$ 177,737,200
FY12 to Date	\$199,869,767	\$68,519,634	\$19,009,127	\$3,342,900	\$290,741,428
FY11 to Date	\$251,065,227	\$65,252,424	\$26,485,205	\$2,648,065	\$345,450,921
Over (Under) Previous Year	(\$51,195,459)	\$3,301,496	(\$7,476,078)	\$694,835	(\$54,675,206)

Assuming acceptance of all awards by the Board of Regents

Comparison of Grant and Contract Awards by Agency

Fiscal Years 2010-2011 and 2011-2012

Agency	Jul-Aug FY11	Jul-Aug FY12
US Department of Defense (DOD)	\$ 11,867,882	\$ 6,653,255
US Department of Education (DOEd)	\$ 7,166,777	\$ 3,881,890
US Department of Energy (DOE)	\$ 10,484,360	\$ 5,444,455
US Department of Health and Human Services (DHHS)	\$ 193,135,699	\$ 156,452,019
National Science Foundation (NSF)	\$ 35,636,426	\$ 33,657,995
Other Federal	\$ 19,259,288	\$ 12,789,281
Subtotal for Federal :	\$ 277,550,431	\$ 218,878,894
Associations and Non-Profits	\$ 24,755,194	\$ 16,453,539
Foundations	\$ 23,344,181	\$ 21,613,703
Local Government (in Washington)	\$ 1,393,705	\$ 140,475
Other Government (not in Washington)	\$ 5,981,233	\$ 7,213,789
Private Industry	\$ 7,804,575	\$ 13,203,652
State of Washington	\$ 4,621,601	\$ 13,237,376
Subtotal for Non-Federal :	\$ 67,900,489	\$ 71,862,534
Grand Total :	\$ 345,450,921	\$ 290,741,428
Amount of Increase (Decrease) :		(\$ 54,709,492)
Percent of Increase (Decrease) :		(15.8 %)

Assuming acceptance of all awards by the Board of Regents

Comparison of Grant and Contract Awards by School/College

Fiscal Years 2010-2011 and 2011-2012

School/College	Jul-Aug FY11	Jul-Aug FY12
Upper Campus		
Architecture and Urban Planning	\$ 1,405,992	\$ 30,000
Arts and Sciences	\$ 16,253,031	\$ 19,346,269
College of the Environment	\$ 21,957,444	\$ 20,928,771
Director of Libraries	\$ 64,500	\$ 5,327,270
Education	\$ 4,936,570	\$ 613,914
Engineering	\$ 27,362,104	\$ 23,009,584
Evans School of Public Affairs	\$ 667,421	\$ 547,304
Executive Vice President		\$ 19,981
Foster School of Business	\$ 894,700	\$ 97,700
Graduate School	\$ 408,606	\$ 2,311,915
Information School	\$ 915,238	\$ 791,509
Law	\$ 1,209,134	\$ 298,052
Office of Research	\$ 19,389,622	\$ 10,157,756
Provost		\$ 29,468
Social Work	\$ 8,028,970	\$ 3,798,726
Undergraduate Education	\$ 289,302	\$ 57,475
VP Minority Affairs	\$ 1,883,762	\$ 525,841
Subtotal :	\$ 105,666,396	\$ 87,891,535
Health Sciences		
Dentistry	\$ 937,042	\$ 1,100,544
Medicine	\$ 188,963,506	\$ 158,432,450
Nursing	\$ 8,631,743	\$ 4,941,103
Pharmacy	\$ 4,922,447	\$ 3,874,156
Public Health	\$ 28,838,816	\$ 13,798,319
Subtotal :	\$ 232,293,554	\$ 182,146,572
Special Programs		
Alcohol and Drug Abuse Institute	\$ 1,075,913	\$ 628,148
CHDD Administration	\$ 1,327,618	\$ 1,441,030
Regional Primate Center	\$ 4,255,712	\$ 17,106,971
Subtotal :	\$ 6,659,243	\$ 19,176,149
Other UW Campuses		
Bothell	\$ 397,891	\$ 1,173,123
Tacoma	\$ 433,837	\$ 354,049
Subtotal :	\$ 831,728	\$ 1,527,172
Grand Total :	\$ 345,450,921	\$ 290,741,428

Assuming acceptance of all awards by the Board of Regents

Summary of Grant Awards

Fiscal Year 2011-2012

Excluding private awards from Foundations, Industry, Associations and Others

Month	RESEARCH AND OTHER		TRAINING		Total Grants
	Federal	Non-Federal	Federal	Non-Federal	
July	\$ 71,450,980	\$ 5,019,858	\$ 7,510,674	\$ 126,824	\$ 84,108,340
August	\$ 120,682,900	\$ 2,948,988	\$ 11,366,250	\$ 314,640	\$ 135,312,800
Year to Date	\$ 192,133,900	\$ 7,968,846	\$ 18,876,920	\$ 441,464	\$ 219,421,200

Assuming acceptance of all awards by the Board of Regents

Summary of Grant Awards

Fiscal Year 2011-2012

Private awards from Foundations, Industry, Associations and Others

Month	RESEARCH AND OTHER	TRAINING	Total Grants
July	\$ 21,192,800	\$ 165,382	\$ 21,358,180
August	\$ 20,936,170	\$ 425,819	\$ 21,361,990
Year to Date	\$ 42,128,970	\$ 591,201	\$ 42,720,170

Assuming acceptance of all awards by the Board of Regents

Summary of Contract Awards

Fiscal Year 2011-2012

Month	RESEARCH AND OTHER		TRAINING		Total Contracts
	Federal	Non-Federal	Federal	Non-Federal	
July	\$ 1,325,143	\$ 3,984,090	\$ 132,208	\$ 2,096,275	\$ 7,537,716
August	\$ 6,410,709	\$ 14,437,730	\$ 0	\$ 213,960	\$ 21,062,400
Year to Date	\$ 7,735,852	\$ 18,421,820	\$ 132,208	\$ 2,310,235	\$ 28,600,120

Assuming acceptance of all awards by the Board of Regents

**Report of Grant and Contract Awards
of \$1,000,000 or More**

August 2011

**Requiring action of
The Board of Regents
of the
University of Washington**

**Office of Research
Office of Sponsored Programs**

Detail of Public Grant Awards

Federal

US Department of Health and Human Services (DHHS)

Health Resources and Services Administration (HRSA)

To: King Holmes, Professor \$ 13,456,710
Global Health

For: Building Sustainable Human and Institutional Capacity for HIV Care

Eff: 4/1/2011 Classified: No

To: David H Spach, Professor \$ 2,209,401
Department Of Medicine

For: Regional AIDS Education and Training Centers Program

Eff: 7/1/2011 Classified: No

Total for Health Resources and Services Administration (HRSA): \$ 15,666,111

National Institute for Occupational Safety and Health (NIOSH)

To: Noah Seixas, Professor \$ 1,309,984
Enviro & Occup Health

For: Education and Research Center

Eff: 7/1/2011 Classified: No

Total for National Institute for Occupational Safety and Health (NIOSH): \$ 1,309,984

Detail of Public Grant Awards

Federal

US Department of Health and Human Services (DHHS)

National Institutes of Health (NIH)

To:	Dennis C Turk, Professor Anesthesiology&Pain Med	\$ 1,290,494
For:	Combined Behavioral & Analgesic Trial for Fibromyalgia (COMBAT-FM)	
Eff:	9/1/2011	Classified: No
To:	Trisha Nell Davis, Professor Biochemistry	\$ 2,565,863
For:	Comprehensive Biology: Exploiting the Yeast Genome	
Eff:	9/1/2011	Classified: No
To:	Bruce M. Psaty, Professor Department Of Medicine	\$ 1,398,235
For:	Prospective meta-analyses of drug-gene interactions: CHARGE GWAS consortium	
Eff:	8/10/2011	Classified: No
To:	Dedra Buchwald, Professor Department Of Medicine	\$ 2,091,137
For:	Center for Native Population Health Disparities	
Eff:	5/1/2011	Classified: No
To:	James Mullins, Professor Microbiology	\$ 2,502,001
For:	Immunological and Virological Events in Early HIV Infection	
Eff:	8/1/2011	Classified: No
To:	Dedra Buchwald, Professor Department Of Medicine	\$ 1,711,648
For:	Cerebrovascular Disease and its Consequences in the Strong Study Cohort	
Eff:	7/1/2011	Classified: No
To:	John Stamatoyannopoulos, Assistant Professor Genome Sciences	\$ 1,440,482
For:	Northwest Reference Epigenome Mapping Center	
Eff:	7/1/2011	Classified: No
To:	Robert Vessella, Associate Chair Urology	\$ 2,127,334
For:	Mechanisms and Markers of Prostate Cancer Metastases	
Eff:	8/1/2011	Classified: No
To:	Pradipsinh Rathod, Professor Chemistry	\$ 1,459,334
For:	Malaria Evolution in South Asia	
Eff:	7/1/2011	Classified: No
To:	Bruce Weir, Chair Biostatistics	\$ 1,218,136
For:	Randomized Clinical Trials - Whole Genome Studies Coordinating Center	
Eff:	8/1/2011	Classified: No

Detail of Public Grant Awards

Federal

US Department of Health and Human Services (DHHS)

National Institutes of Health (NIH)

National Cancer Institute (NCI)

To: Anirban Basu, Associate Professor \$ 1,452,899
Health Services/Main

For: Advancing Instrumental Variable Methods in Comparative
Effectiveness Research

Eff: 8/1/2011 Classified: No

Total for National Cancer Institute (NCI): \$ 1,452,899

National Institute of Allergy and Infectious Diseases (NIAID)

To: Samuel Miller, Professor \$ 1,146,805
Department Of Medicine

For: Molecular Basis of Nontypoidal Salmonella Emergence

Eff: 8/1/2011 Classified: No

*Total for National Institute of Allergy and Infectious Diseases
(NIAID):* \$ 1,146,805

National Institute of General Medical Sciences (NIGMS)

To: Kenneth Thummel, Professor \$ 2,007,290
Pharmaceutics

For: Pharmacogenetics in Rural and Underserved Populations

Eff: 7/1/2011 Classified: No

Total for National Institute of General Medical Sciences (NIGMS): \$ 2,007,290

Total for National Institutes of Health (NIH): \$ 22,411,658

Total for US Department of Health and Human Services (DHHS): \$ 39,387,753

Detail of Public Grant Awards

Federal

National Science Foundation (NSF)

National Science Foundation (NSF)

To:	Patricia Kuhl, Professor Speech & Hear Sci	\$ 2,200,000
For:	The LIFE Center: :earning In Formal & Informal Environments	
Eff:	10/1/2009	Classified: No
To:	Yoky Matsuoka, Associate Professor Computer Science & Eng	\$ 2,925,000
For:	NSF Engineering Research Center for Sensorimotor Neural Engineering	
Eff:	6/15/2011	Classified: No
To:	Larry R. Dalton, Professor Chemistry	\$ 2,656,000
For:	Center on Materials and Devices for Information Technology Research	
Eff:	8/1/2002	Classified: No
To:	David Stahl, Professor Civil & Envir Engineer	\$ 1,854,435
For:	Dimensions: Collaborative Research: Significance of nitrification in shaping planktonic biodiversity in the ocean	
Eff:	10/1/2010	Classified: No
To:	Daniel Schindler, Professor Aquatic&Fishery Scienc	\$ 1,499,997
For:	CNH: Diversification, Portfolio Effects, and the Sustainability of Fishing Communities	
Eff:	9/1/2011	Classified: No

Total for National Science Foundation (NSF): **\$ 11,135,432**

Total for National Science Foundation (NSF): **\$ 11,135,432**

Other Federal

National Oceanic and Atmospheric Administration (NOAA)

To:	David Martin, Apl-principal Oceanographer Applied Physics Lab	\$ 2,245,000
For:	Sustaining the NANOOS Regional Coastal Ocean Observing System (RCOOS)	
Eff:	6/1/2011	Classified: No
To:	Penelope Dalton, Director Marine Programs Office	\$ 1,525,000
For:	Program Plan for Renewal of Sea Grant College Support 2010-2014	
Eff:	12/1/2009	Classified: No

Total for National Oceanic and Atmospheric Administration (NOAA): **\$ 3,770,000**

Total for Other Federal: **\$ 3,770,000**

Total for Federal: **\$ 54,293,185**

Total Public Grants: **\$ 54,293,185**

Detail of Private Grant Awards

Foundations

Bill and Melinda Gates Foundation

To: Christopher J Murray, Professor \$ 7,184,488
Global Health

For: Disease Control Priorities Network

Eff: 4/1/2009

Classified: No

Total for Bill and Melinda Gates Foundation: \$ 7,184,488

Total for Foundations: \$ 7,184,488

Total Private Grants: \$ 7,184,488

Detail of Contract Awards

Federal

US Department of Defense (DOD)

Naval Surface Warfare Center

To: Gary Harkins, Associate Director \$ 1,750,001
 Applied Physics Lab
 For: FY11 AN/BQH-9 System Upgrades (O&MN)
 Eff: 2/3/2011 Classified: Yes

Total for Naval Surface Warfare Center: \$ 1,750,001

Total for US Department of Defense (DOD): \$ 1,750,001

US Department of Health and Human Services (DHHS)

National Institutes of Health (NIH)

To: Michael J Gale, Associate Professor \$ 2,149,625
 Immunology
 For: RIG-I-LIKE RECEPTORS AND NOVEL INNATE IMMUNE
 PATHWAYS FOR ADJUVANT DISCOVERY AND DEVELOPMENT
 Eff: 9/30/2009 Classified: No

Total for National Institutes of Health (NIH): \$ 2,149,625

Total for US Department of Health and Human Services (DHHS): \$ 2,149,625

Total for Federal: \$ 3,899,626

Private Industry

Edwards Lifesciences

To: Mark Reisman, Clinical Assistant Professor \$ 1,893,569
 Department Of Medicine
 For: Placement of Aortic Transcatheter Valves
 Eff: 7/15/2011 Classified: No

Total for Edwards Lifesciences: \$ 1,893,569

Sanofi-Aventis U.S.

To: Jeffrey Probstfield, Professor \$ 3,854,031
 Department Of Medicine
 For: Flucuation Reduction with Insulin and GLP-1 added together
 Eff: 7/11/2011 Classified: No

Total for Sanofi-Aventis U.S.: \$ 3,854,031

Total for Private Industry: \$ 5,747,600

State of Washington

Washington State Department of Health

To: Nanette Welton, Associate Librarian \$ 5,327,270
 Library
 For: HEAL-WA DOH Contract #N17243-2 Amendment
 Eff: 6/30/2011 Classified: No

Total for Washington State Department of Health: \$ 5,327,270

Total for State of Washington: \$ 5,327,270

Total Contracts: \$ 14,974,496

VII. STANDING COMMITTEES

B. Finance, Audit and Facilities Committee

Actions Taken Under Delegated Authority

Pursuant to the Standing Orders of the Board of Regents, Delegation of Authority, and to the delegation of authority from the President of the University to the Senior Vice President in Administrative Order No. 1, to take action for projects or contracts that exceed \$1,000,000 in value or cost but are less than \$5,000,000, the Administration may approve and execute all instruments.

REPORT OF ACTIONS TAKEN UNDER GENERAL DELEGATED AUTHORITY –
CAPITAL PROJECT BUDGETS

1. Power Plant, South and Middle Cooling Tower Refurbishment,
Project No. 203458
Actions Reported: Select Engineer / Adopt Budget

On September 23, 2010, a budget for the Power Plant, South and Middle Cooling Tower Refurbishment project was approved for \$1,900,000. The original scope of the project was to complete design only. On October 22, 2010, a contract for engineering services was awarded to Wood Harbinger Inc. under their existing Master Term Agreement for Engineering Services. The agreement amount for basic services is \$100,000 versus a budget value of \$134,000 for design consultants. The balance of the design budget is intended for predesign services, hazardous materials and commissioning consultants and design contingency.

Wood Harbinger is a multidiscipline engineering firm, headquartered in Bellevue Washington. They have completed several successful projects for the University under their master term agreements for HVAC consulting services awarded in March 2009. Wood Harbinger has experience in the design of retrofit projects of all sizes where minimal or no down time is allowed and with requirements for temporary backup systems during construction, design of construction phasing, and close coordination with the owner/operator to establish construction criteria.

The original eight south cooling towers were constructed in 1965. The four middle cooling towers were added in two phases. The first two were constructed in 1976, and the second two were added in 1994. This project replaces the motors, drives, fans and other internal components of the towers to increase reliability, reduce energy and water consumption, and reduces operational noise generated by the equipment. The project includes refurbishing all eight of the original south towers. The four middle towers will be bid as alternates and included if favorable bid results allow. Design was completed in September 2011 with construction beginning in November, and lasting thru May, 2012.

VII. STANDING COMMITTEES

B. Finance, Audit and Facilities Committee

Actions Taken Under Delegated Authority (continued p. 2)

The project budget is established at \$1,900,000. Funding for design of \$100,000 has been provided from the 09-11 Building Renewal fund. An additional \$1,800,000 has been provided from the 11-13 Building Renewal fund to complete construction.

Budget Summary:	Current Approved Budget*	Forecast Cost At Completion*
Total Consultant Services	\$134,000	\$134,000
Total Construction Cost*	\$1,584,200	\$1,584,200
Other Costs	\$35,630	\$35,630
Project Administration	\$146,170	\$146,170
Total Project Budget	\$1,900,000	\$1,900,000

* Includes construction contract amount, contingencies, and state sales tax

REPORT OF ACTIONS TAKEN UNDER SPECIFIC DELEGATED AUTHORITY – CAPITAL PROJECT BUDGETS

1. Odegaard Undergraduate Learning Center Renovation- Phase 1
Project No. 203742
Actions Reported: Select Architect / Select General Contractor /
Construction Manager

In July 2011, the Board of Regents approved the use of the alternative public works contracting procedure, General Contractor/ Construction Manager (GC/CM) and delegated authority to the President to award a design contract for the Odegaard Undergraduate Learning Center (OULC) Phase 1 Renovation.

The Capital Projects Office issued a Request for Qualifications for design services, and received responses from 17 firms. A selection committee reviewed the responses and selected four firms- Miller/Hull, SRG Partnership, THA, and Pfeiffer Partners who were interviewed on July 29, 2011.

On August 5, 2011, under Specific Delegated Authority, a Professional Services Agreement (for design) was awarded to the Miller/Hull Partnership for the Odegaard Undergraduate Learning Center Renovation- Phase 1 project.

VII. STANDING COMMITTEES

B. Finance, Audit and Facilities Committee

Actions Taken Under Delegated Authority (continued p. 3)

Miller/Hull was selected as the firm with whom to negotiate. Their initial work focuses on analyzing the existing building and developing a building master plan within which the first phase will work. This effort will be concluded in October, and an Architectural Services agreement for the full project will then be executed. The initial agreement amount is \$47,183 for architectural services. Additional work to complete the building master plan, phasing plan, scope definition, and permitting approach will bring the total to approximately \$120,000.

Founded in 1977, Miller/Hull is a Seattle firm with experience working with the University of Washington (UW) since 1990. Their previous UW projects include the Fisheries Research and Teaching Center, Conibear Shellhouse, and Merrill Hall, and they are also currently studying options for a new UW Police Station. In addition to their UW work, Miller/Hull designed the Center for Global Learning and Arts on the Cascadia Community College / UW Bothell campus, and has also worked for Washington State University, Seattle Pacific University, the University of Idaho, Bellevue College, and UC San Diego.

The Capital Projects Office also issued a Request for Proposals for General Contractor / Construction Manager and received responses from 12 firms. A review committee scored the responses and selected Hoffman Construction, Mortenson Construction, Sellen Construction, and Skanska to be interviewed. Sellen subsequently withdrew due to an unexpected conflict with their proposed team, and the other 3 firms were interviewed. The committee elected to accept proposals for fee and general conditions from Mortenson and Skanska, and Mortenson finished with the highest cumulative point total. The Capital Projects Office, under Specific Delegated Authority, is currently negotiating a preconstruction services contract with Mortenson.

Mortenson has had a Seattle office for 29 years, and first worked for the University in 1988 on the Allen Addition to the Suzallo Library. They now have completed over 20 UW projects, including the Paul G. Allen Center for Computer Science and Engineering, the Architecture Hall Renovation, Benjamin D. Hall Interdisciplinary Research Building, and the UW Tower Data Center Renovation. They recently completed the Seattle University Lemieux Library Renovation and Expansion, which has many similarities to the Odegaard project.

The project will renovate approximately 40,000 SF of the existing Odegaard Undergraduate library, with a focus on providing several state-of-the-art flexible learning spaces, such as active learning classrooms. The renovated space may be concentrated on the first floor (Red Square level), or may be zoned vertically, such as a portion of several floors. The library must stay open for the duration of

VII. STANDING COMMITTEES

B. Finance, Audit and Facilities Committee

Actions Taken Under Delegated Authority (continued p. 4)

the project, and the very challenging schedule requires that the project be ready for occupancy in the fall of 2013. The existing building has a number of code and infrastructure deficiencies which are being studied, but which may need to be addressed in future phases.

The project budget is \$2,168,000 for design work, including all consultants, and the construction budget is \$12,026,563. The total project budget is \$16,575,000.

This project is funded by the State of Washington.

Budget Summary	Current Approved Budget	Forecast Cost At Completion
Total Consultant Services	\$2,168,442	\$2,168,442
Total Construction Cost*	\$12,026,563	\$12,026,563
Equipment, Artwork, Other Costs	\$1,392,800	\$1,392,800
Project Administration	\$987,195	\$987,195
Total Project Budget	\$16,575,000	\$16,575,000

* Includes construction contract amount, contingencies, and state sales tax

REPORT OF ACTIONS TAKEN UNDER GENERAL DELEGATED AUTHORITY – ACQUISITION OF GOODS AND SERVICES

1. Unisys Software License Extension Action Reported: Award of Lease Financing Contract

The University has awarded a lease financing contract to Key Government Finance, Inc. to finance the acquisition of a multiple year license extension agreement with Unisys. The issuance of a sole source purchase order for the license extension, valued at \$4,901,290, was reported as a delegated authority action at the July 2011 Board of Regents meeting. Key Government Finance, Inc., the successful financing partner, was selected among four firms via a competitive RFP. The term of the lease financing contract is October 1, 2011 through December 31, 2014, and the annual interest rate is 2.25 percent.

VII. STANDING COMMITTEES**B. Finance, Audit and Facilities Committee**On-Call Architectural Master Term Agreement – Select ArchitectRECOMMENDED ACTION

It is the recommendation of the administration and the Finance, Audit and Facilities Committee that the President be delegated authority to award an On-Call Architectural Master Term Agreement to Buffalo Design, subject to successful negotiation of the architectural and professional services agreement. This architectural agreement will replace an existing architectural master term agreement to Buffalo Design that is reaching the contractual limits.

In the event of an unsuccessful negotiation with the selected firm, it is requested that authority be delegated to open negotiations with HDR, Inc. the firm recommended as first alternate.

BACKGROUND

The Capital Projects Office selected an architectural firm for an On-Call Master Term Agreement for various medical and campus wide projects located at University of Washington Medical Center (UWMC), Harborview Medical Center (HMC), or any of the University of Washington campuses. As individual projects arise, the parties will negotiate the scope of work and fee and formalize it in a project authorization. Project authorizations under the Master Term Agreement will be executed prior to the expiration of the Master Term Agreement, and will be limited to those with a total project budget (including design, construction, contingency and other costs) of less than \$4 million.

The term agreement will have a total project value of \$15 million (for the aggregate value of all projects), and will be for an initial two-year period with an option to extend the Agreement for one additional two-year period (for a maximum of four years). If the consultant performs well on work awarded during the first two-year period then it is the intention of the Capital Projects Office to continue architectural services with the same consultant for the subsequent two-year period. It is anticipated that working with a consultant with successful recent experience in the design and delivery of projects for the University of Washington may result in the production of better design documents in a more timely fashion. It also assures that planning work initiated at the latter end of the first two-year period can be executed by the same consultant in the second two-year period.

In August, 2011, the Capital Projects Office advertised for firms interested in providing on-call architectural services. Seventeen firms responded to the

VII. STANDING COMMITTEES

B. Finance, Audit and Facilities Committee

On-Call Architectural Master Term Agreement – Select Architect (continued p. 2)

Request for Qualifications, and four firms were interviewed on September 22, 2011. It is the interview team's recommendation that Buffalo Design be awarded the term agreement for on-call architectural services.

Buffalo Design is a Seattle firm established in 1986. Currently it employs 10 people; it has one office in downtown Seattle. Buffalo Design recently completed several successful renovation projects at the University of Washington Medical Center and Harborview Medical Center including: the UWMC Bronchoscopy Suite; the HMC Burn Treatment Hydrotherapy Renovation; and the UWMC Blood Services Laboratory Expansion. They have provided services on a broad range of project types at other hospitals including: The Franciscan Health System; Tacoma General Hospital; and Mary Bridge Children's Hospital. They also have experience in research and teaching laboratory projects including: Evergreen State College Physical Science Labs; Bellevue College Chemistry Labs; and the University of Puget Sound Chemistry Labs.

VII. STANDING COMMITTEES

B. Finance, Audit and Facilities Committee

Architectural Commission Membership ReappointmentRECOMMENDED ACTION

It is the recommendation of the administration and the Finance, Audit and Facilities Committee that the Board of Regents reappoint Linda Jewell to the University of Washington Architectural Commission, for the period October 2011 through September 2015.

BACKGROUND

The University of Washington Architectural Commission consists of nine voting members and four non-voting *ex officio* members. The Architectural Commission's "Statement of Organization and Function" states that the Board of Regents appoints all nine voting academic and professional members. This includes:

1. the Dean of the College of Built Environments or his or her designee;
2. four design professionals; including at least two registered architects and one registered landscape architect;
3. a representative of the University of Washington Faculty Senate recommended by the senate chair, who shall serve as vice-chair of the commission;
4. a representative of student government jointly recommended by the president of the Associated Students of the University of Washington and the president of the Graduate & Professional Student Senate; and
5. two members-at-large from within or outside the university community, nominated by the university president.

The four non-voting *ex officio* members include the senior vice president, the associate vice president for capital projects, the university architect, and the university landscape architect. The chair of the commission may also designate additional *ex officio* members as appropriate.

Ms. Jewell is being reappointed as one of the four design professionals.

Ms. Jewell is a partner in the firm of Freeman & Jewell, located in Berkeley, California, and a consulting design partner in the firm of Reynolds & Jewell in Raleigh, North Carolina. In addition to these practices, Ms. Jewell is a professor of Landscape Architecture at the University of California, Berkeley, and former professor at Harvard, North Carolina State University and the University of

VII. STANDING COMMITTEES

B. Finance, Audit and Facilities Committee

Architectural Commission Membership Reappointment (continued p. 2)

Pennsylvania. Ms. Jewell received her Bachelor of Architecture (with honors) from the North Carolina State University School of Design. She received her Master of Landscape Architecture degree (Summa cum Laude) from the University of Pennsylvania in 1975.

Ms. Jewell has served on the Architectural Commission since March 2000; and has made numerous positive contributions to the quality of the University campus.

Voting members:

Daniel S. Friedman, Dean, College of Built Environments (Chair)
Linda Jewell, Freeman & Jewell
Stephen Kieran, KieranTimberlake
Cathy Simon, Perkins+Will
John Syvertsen, OWP/P – Cannon Design
John Schaufelberger, Faculty Member (Vice Chair)
Aaron James Yamasaki, Student Member

Non-voting ex officio members:

Rebecca Barnes, University Architect
Richard Chapman, Associate Vice President, Capital Projects Office
Charles Kennedy, Associate Vice President, Facilities Services
Kristine Kenney, University Landscape Architect
Kirk Pawlowski, Assistant Vice Provost, Capital Resource Planning
V'Ella Warren, Senior Vice President

REVIEW AND APPROVALS

This recommendation has been reviewed and approved by the Chair of the Architectural Commission.

Attachment

Linda Jewell *curriculum vitae*

LINDA JEWELL, FASLA, FCELA

CURRENT POSITIONS

Professor of Landscape Architecture
Department of Landscape Architecture
University of California, Berkeley

Partner, Freeman & Jewell
1422 Peralta Avenue
Berkeley, CA 94702

Consulting Design Partner
Reynolds & Jewell
Raleigh, N.C.

PROFESSIONAL REGISTRATION

Landscape Architecture: NC, CA
Architecture: District of Columbia

EDUCATION

Master of Landscape Architecture, Summa Cum Laude
University of Pennsylvania

Bachelor of Architecture, with Honors
North Carolina State University School of Design

PREVIOUS ACADEMIC POSITIONS

Chairman and Adjunct Professor of Landscape Architecture
Harvard University Graduate School of Design

Associate Professor
Assistant Professor
North Carolina State University

Visiting Lecturer and Studio Critic
University of Pennsylvania

PREVIOUS PROFESSIONAL POSITIONS

Campus Landscape Architect
University of Pennsylvania

Architect-in-training and architect with several east coast
architectural and interior design firms

SELECTED PROFESSIONAL AND ACADEMIC HONORS

2011	Elected CELA Fellow
2008	ASLA Jot Carpenter Outstanding Educator Award
2007	Bradford Williams Award for “The Spirit of Stone” in Landscape Architecture Magazine
2002	Honor Awards, for Symphony Park Outdoor Theater, North Carolina Chapter, American Institute of Architects and North Carolina ASLA (with Reynolds& Jewell and William Rawn Architects)
1999	ASLA Honor Award, Hartford Riverfront Platform Plaza and Amphitheater- with CJA and GBQC
1999	Crystal Park published in 100 Years of Landscape Architecture
1995	Award of Excellence for Public Open Space for Karl Linn Garden from Berkeley Design Advocates
1994	ASLA Fellow, for Executed Works and Teaching
1993	USA Fellowship from the National Endowments for the Arts to study American Outdoor Theaters
1990	Merit Award, Design Improvements for Sarah P. Duke Gardens
1989	ASLA Honor Award, Crystal Plaza Park in Arlington, Virginia
1989	ASLA Presidential Award for ten years of “Construction” articles in Landscape Architecture Magazine
1987	ASLA Merit Award, Skyline Place Parking Deck
1985	Merit Award, Copley Square Competition; Boston

SELECTED PUBLICATIONS AND EXHIBITIONS

2010	“A Matter of Inches,” essay in <u>Tom Leader Studio: Three Projects</u> , Princeton Architectural Press
2006	“The Spirit of Stone: At San Francisco’s Stern Grove, Lawrence Halprin revives a magical outdoor theater”
2005	“On-site Insight:the merits of facilitating incremental design decisions in the field. Landscape Review.(New Zealand)Vol. 9(2)
2004	“ <u>Keeping the Boys Busy:</u> ” <u>The Revival of Incremental, On-Site Design by National Park Service Designers During the Great Depression</u>
2003	“The American Outdoor Theater: A Voice for the Landscape in the Collaboration of Site and Structure” in <u>Re-envisioning Landscap /Architecture</u> , Actar Publications
1998	“Great Siteworks: American Outdoor Theaters”, Exhibition for University Museum of Art, Berkeley
1996	“Great Siteworks”, Traveling Exhibition for Graham Foundation, Chicago, Illinois
1994	“Street Furnishings” in <u>Process 117: Art and Mechanics of Landscape</u>
1992	“Is it Sustainable: Is It Art”
1978 - 2008	30+ articles in Landscape Architecture Magazine on Design and Construction
1989	“The Blue Ridge Parkway” and “Drawing to Learn” gallery exhibitions at Harvard GSD

SELECTED PROJECTS WITH FREEMAN & JEWELL and/or REYNOLDS & JEWELL

Southeastern Asian Cloud Forest Garden, Strybing Arboretum, San Francisco, CA
Sakae Park Proposal, Nagoya,Japan (with TODA Corporation and WRT)
Izumo City Proposal, Japan (with TODA Corporation)
University of California Art Museum Barrier Free Pathway, Berkeley, Ca.
Gleeson Library Addition, University of San Francisco, San Francisco, Ca. (with EHDD)
Hopkins Marine Station Laboratory, Stanford University, Pacific Grove, Ca. (with EHDD)
Karl Linn Community Garden, Berkeley, Ca.
Bald Head Island Resort Town Center, Bald Head Island, N.C.
Sand Point Naval Base Land Conversion, Charette Leader, Univ. of Washington, Seattle, Wa.
Regency Park Symphony Amphitheater Cary, N.C. (collaboration with William Rawn Assoc.)
Riverfront Platform & Theater, Hartford, CT [collaboration with GBQC and Carol Johnson Assoc.]
Wake Forest University Landscape Development Plan, Winston-Salem, NC
Crystal Water Park, Arlington, Va.
Bald Head Island: Master Plan II, Bald Head Island, N.C. [collaboration with Ian McHarg]
Sarah P. Duke Native Bog Garden and Stormwater Retention Pond, Duke University, Durham, N.C.
Shakespeare Festival Theater and Winton Blount Park, Montgomery, Al. [collaboration with Russell Page].

Skyline Place Parking Deck and Office Center, Arlington, Va.
Outdoor Theatre, University of Pennsylvania, Philadelphia, Pa

VII. STANDING ORDERS**B. Finance, Audit and Facilities Committee**Revising *Board of Regents Governance*, Standing Orders, Chapter 1, Delegation of AuthorityRECOMMENDED ACTION

It is the recommendation of the administration and the Finance, Audit and Facilities Committee that the Board of Regents approve the revisions to the *Board of Regents Governance*, Standing Orders, Chapter 1, “Delegation of Authority.”

BACKGROUND

This revision to the Standing Orders, Chapter 1, “Delegation of Authority,” is primarily housekeeping in nature and brings the standing delegations up-to-date with recent Regental actions, updates existing delegation to accurately reflect current practice, and corrects outdated personnel titles.

The proposed revisions to the Standing Orders, Chapter 1 are provided in the attachment, and include the following:

- The proposed revision in Section 6.H.3 broadens the authorization for “group purchasing organizations” beyond those intended specifically for “nonprofit cooperative hospitals,” as authorized by the 2010 state legislature, and eliminates the names of specific state agencies that are currently being phased out by replacing named agencies with “agencies of the state of Washington”;
- The proposed revision in Section 6.H.7 updates language to reflect the University’s current practice of using full or partial self-insurance as an option to the procurement of property or casualty insurance;
- In September 2010 and July 2011, the Board of Regents took action on items relating to establishing legal entities outside the United States, delegating this authority to the President. The proposed revisions are reflected in Section 6.H.12 and Section 6.H.13, respectively.
- Throughout Sections 6 and 8 proposed revisions also update personnel titles and make minor edits for consistency.

REVIEW AND APPROVAL

These proposed revisions have been reviewed by the Attorney General’s Office, and endorsed by the Office of the President and the Office of the Senior Vice

VII. STANDING ORDERS

B. Finance, Audit and Facilities Committee

Revising *Board of Regents Governance*, Standing Orders, Chapter 1, Delegation of Authority (continued, p. 2)

President.

Attachment

Proposed revisions for the *Board of Regents Governance*, Standing Orders, Chapter 1, "Delegation of Authority"

Delegation of Authority

1. Authority of the Board

Under state law the Board of Regents has full control of the University and its property of various kinds. Any authority delegated by the Board shall always be subject to the ultimate authority of the Board. In retaining the ultimate authority over the University with which it is charged by law to exercise within constitutional and statutory limitations, the Board shall exercise the right of periodic review of any and all aspects of government of the University, the right to intervene and modify any rule, regulation, or executive order formulated by the President or the faculty, the right to amend or rescind any existing rule, regulation, or executive order, and the right to enact such rules, regulations, and orders as it deems proper for the government of the University.

2. Government of the University

For the purpose of effecting the government of the University under and by the Board of Regents, the President of the University or the President's designee is authorized to act for the Board of Regents in formulating, prescribing and issuing rules, regulations, and executive orders not inconsistent with the By-laws, Standing Orders, and other orders of the Board and applicable state law for the immediate government of the University. The President is specifically authorized to establish emergency rules and amendments; to establish expedited rules and amendments in order to correct typographical errors, make address changes, or clarify language of a rule without changing its effect; and to make expedited repeals. In carrying out these duties, the President or the President's designee shall consult the University faculty and may delegate in whole or in part the responsibility for formulating such rules, regulations, and executive orders to said faculty. It is not intended that such consultation or delegation shall remove from the President or the President's designee the authority and the responsibility vested in the President by the Board of Regents for such decisions, among others, as those concerning the utilization of available resources, organizational structure, and administrative personnel.

The channel of authority from the Board of Regents to the faculty, staff, and other officers and employees of the University shall be through the President of the University. All faculty, staff, and other officers and employees of the University shall, through appropriate channels, be responsible to the President of the University and through the President to the Board of Regents.

3. Faculty, Classified Staff, and Professional Personnel

The President of the University or the President's designee is authorized to act for the Board of Regents regarding all personnel and employment matters concerning the faculty, classified staff, and professional personnel except the following: new appointments of vice presidents, deans, department chairs, and directors of academic units; new appointments to the rank of professor, associate professor, and assistant professor; new appointments to faculty positions with tenure; new appointments of full-time instructors and lecturers; new appointments of full-time acting and visiting faculty in professorial ranks, instructorships, and lectureships; appointments to endowed chairs or professorships; appointments of distinguished visitors; policy changes in retirement, insurance, and other fringe benefit provisions; and initial collective bargaining agreements with representatives of newly certified bargaining units.

4. Grant and Contract Awards

The President of the University or the President's designee is authorized to act for the Board of Regents regarding all matters concerning grants and contracts for research, development, service, and training except the acceptance of initial contract awards exceeding \$1,000,000: provided, that the President or the President's designee is authorized to accept initial contract awards exceeding \$1,000,000 whenever the period between scheduled Board of Regents meetings exceeds 45 days, with a report of all such awards to be submitted to the next scheduled monthly meeting of the Board.

5. Student Body

The President of the University or the President's designee is authorized to act for the Board of Regents in the management of the student body and other matters incident thereto, including athletics, except the following: the establishment of written standards of student conduct and formal hearing procedures for student discipline.

6. Execution of Instruments, Business Affairs, and Operations

The President of the University or the President's designee is authorized to act for the Board of Regents regarding the execution and administration of instruments and the general business and financial affairs of the University which occur in the usual course of business except the following:

- A. The naming of University buildings or outdoor areas in recognition of individuals or organizations~~((:))~~.
- B. The execution of instruments relating to real property, including the Metropolitan Tract, where the anticipated cost or value to the University exceeds \$1,000,000~~((:))~~.
- C. The appointment of external auditors; insurance brokers; investment bankers, managers and advisers; and financial custodians~~((:))~~.
- D. The use of University facilities by individuals or organizations for non-University events that would significantly affect normal campus activities or the surrounding community~~((:))~~.
- E. Any instrument, prior to its execution, that the President, the ~~((Executive))~~ Senior Vice President for Finance and Facilities, or any regent deems appropriate for regental consideration~~((:))~~.
- F. When a capital project budget is anticipated to exceed \$1,000,000, approval of that capital project budget, appointment of project architects, award of construction contracts, and single increases to the capital project budget where the increase is greater than 10% of the approved project budget. However, when the anticipated capital project budget exceeds \$1,000,000 and is less than \$5,000,000, the President or the President's designee may approve and execute all instruments related to the capital project and report all such actions to the Board of Regents no less often than quarterly.
- G. The execution of any other instruments, including but not limited to instruments related to acquisitions of goods and services, where the anticipated cost or value to the University exceeds \$1,000,000. However, when the cost or value to the University exceeds \$1,000,000 and is less than \$5,000,000, the President or the President's designee may approve and execute the instruments and report all such actions to the Board of Regents no less often than quarterly. When the ultimate aggregate cost to the University is not known in advance for instruments relating to the acquisition of goods or services on a continuing or

intermittent basis (e.g. rental, service, or supply contracts), the amounts set forth in this paragraph shall be calculated on a per month basis.

- H. Notwithstanding the dollar limits specified in Subsections B, F, and G, the President or the President's designee is authorized to act for the Board of Regents regarding the execution and administration of all instruments, business affairs, and operations relating to:
- 1) The procurement of utility services;
 - 2) Subcontracts for collaborative research entered into in furtherance of sponsored research programs;
 - 3) The procurement of goods and services made by participating in contracts entered into by ~~((nonprofit cooperative hospital))~~ group purchasing organizations, including organizations for nonprofit cooperative hospitals, and those ~~((or))~~ awarded by agencies of the state of Washington ~~((Department of General Administration and Department of Information Services))~~;
 - 4) The procurement of equipment and furnishings that are included in capital project budgets that have been authorized by the Board of Regents;
 - 5) The procurement of goods and services for sponsored research programs when the source of the goods or services is directed by the sponsor, or the sponsor retains title to the goods acquired;
 - 6) The settlement of claims or lawsuits brought against the University;
 - 7) The procurement of property or casualty insurance, self-insurance, or any combination thereof;
 - 8) Leases of real property and modifications thereto of up to 20 years;
 - 9) Deferred gift assets;
 - 10) Real property acquired through gift or devise;
 - 11) Actions necessary to protect the University's interests and operations in response to an emergency situation; ~~((and))~~
 - 12) Actions and execution of documents necessary to establish legal entities, controlled by the University, through which the University can conduct itself in foreign countries;
 - 13) The selection of depositories; and
 - 14) The execution of all time-critical instruments and business affairs requiring action between scheduled Board of Regents meetings, provided, that the President of the University or the President's designee secures approval of the Chair or Vice Chair of the appropriate ~~((Regents))~~ regental committee and submits a report of any actions taken pursuant to this delegation to the Board of Regents at its next regularly scheduled meeting.

7. Commencement of Legal Action

The President of the University or the President's designee is authorized to act for the Board of Regents regarding all legal action necessary to protect the interests of the University: provided, that no litigation shall be instituted against a public entity or official or in exercise of the power of eminent domain without consultation with the President of the Board of Regents or, in the absence of the President, the Vice President of the Board of Regents.

8. Gift Evaluation and Acceptance

The Board of Regents of the University of Washington authorizes the President, or the President's designee, to accept all current and deferred gifts to the University, including gifts to establish quasi-endowed or permanently endowed funds.

A. Not included in this delegation are the following:

- 1) Gifts to the University of Washington Foundation, which shall continue to be accepted by the University of Washington Foundation in accordance with the terms and conditions of the Agreement for Services between the University and the Foundation dated October 18, 1988 (as may be amended from time to time);
- 2) Gifts that create obligations on the part of the University for expenditures or costs for which there is no established funding source;
- 3) Gifts with a value exceeding \$5,000,000 which are:
 - a) For construction of facilities not previously approved, or
 - b) Non-traditional investment assets (such as real estate, debt instruments, closely held stock, partnership interests, permanent insurance policies, royalties, copyrights, licenses, and other illiquid assets); provided such gifts with a value between \$1,000,000 and \$5,000,000 will be reported to the Board of Regents quarterly;
- 4) A gift requiring naming of a permanent University building; and
- 5) Any other gift that the President, the Vice President for ((Development and Alumni Relations)) University Advancement, or any regent deems appropriate for regental consideration.

B. Concurrence Required in Certain Gift Transactions

- 1) The following types of gifts shall be accepted only upon the recommendation of the Vice President for ((Development and Alumni Relations)) University Advancement and the concurrence of the Treasurer of the Board of Regents, or their designees:
 - a) Current gifts of non-traditional investment assets, charitable lead trusts where the University is to act as trustee, bargain sale gifts of property, and partial interest gifts.
 - b) Deferred gifts, if the University is to act as trustee or custodian of the deferred gift.
- 2) Gifts of real estate, interests in real estate, or gifts of debt instruments secured by real estate shall be accepted only with the concurrence of the University's Chief Real Estate Officer. The Chief Real Estate Officer shall determine in each such case whether a hazardous waste inquiry or other due diligence is required, and the scope and extent of such inquiry. The Real Estate Office, in consultation with the ((Development)) University Advancement Office, shall establish further policies and procedures regarding evaluation of gifts of real estate, as may be necessary or desirable from time to time. The Chief Real Estate Officer shall, when appropriate, engage the Attorney General, or a Special Assistant Attorney General appointed thereby, in legal matters pertaining to the evaluation and administration of gift real property.

- 3) Gift credit for discounted purchases shall be awarded only upon the recommendation of the dean or director of the recipient unit and the ~~((Director of Corporation/))~~ Assistant Vice President for Corporate and Foundation Relations, and the concurrence of the ~~((Executive))~~ Senior Vice President for Finance and Facilities or designee.
- 4) Any gift with unusual terms or conditions affecting an academic program shall be accepted only with the concurrence of the Provost, or the Provost's designee, to the proposed terms or conditions.

C. Use of Legal Counsel

The President shall, when appropriate, engage the Attorney General, or a Special Assistant Attorney General appointed thereby, in legal matters pertaining to the ~~((Development))~~ University Advancement Program. The Vice President for University ~~((Development and Alumni Relations))~~ Advancement or the Vice President's designee shall assist the President in evaluating technical considerations regarding gift acceptance, and shall advise the Financial Management staff of potential fiduciary concerns affecting the administration of charitable trusts and life income gifts.

All written agreements substantially shall follow the format of the specimen gift agreements approved by the Office of the Attorney General. Because the University does not provide legal advice to prospective donors, all prospective donors shall be urged to seek their own legal counsel in matters relating to their gift planning, taxes, and estate planning.

D. Negotiation of Planned Gifts

The Vice President for University ~~((Development and Alumni Relations))~~ Advancement and the Vice President's designees charged with securing deferred gifts are authorized to negotiate with prospective donors regarding the terms of lead trusts, partial interest gifts, bargain sale gifts, gifts of non-traditional investment assets, and deferred gifts benefiting the University, following program guidelines and prototype agreements approved by the Office of the Attorney General. Where appropriate, they shall consult with the Treasurer of the Board of Regents and the Chief Real Estate Officer in negotiating such gifts.

9. Disposition of Gifts

The proceeds of any gift, devise, bequest, or contribution received by the University shall be administered in accordance with the intention of the donor and any directions of the Board of Regents in accepting the gift. The President of the University or the President's designee is authorized to act for the Board of Regents regarding:

- A. The disposition of gifts; and
- B. The expenditure of the accumulated and current income of the Walker-Ames Fund in accordance with the terms of the resolution and memorandum of agreement adopted by the Board on August 29, 1931: provided, that a plan for such expenditures has been first approved by the President and the Vice President of the Board.

BR, September 17, 1971; June 23, 1972; January 9, 1981; July 11, 1985; February 5, 1992; March 20, 1992; January 21, 2000; September 17, 2004; March 19, 2009; July 21, 2011.

VII. STANDING COMMITTEES**B. Finance, Audit, and Facilities Committee**Approval to Name University of Washington Baseball Team Building Facility the “Wayne Gittinger Baseball Team Building”RECOMMENDED ACTION

It is the recommendation of the administration and the Finance, Audit, and Facilities Committee that the Regents approve naming the new baseball team facility as the “Wayne Gittinger Baseball Team Building.”

BACKGROUND

In June 2011, the Intercollegiate Athletic Department (ICA) broke ground on a new baseball team facility as part of the Husky Ballpark Project which was approved by the Board of Regents at its September 2010 meeting. During Phase 1 of this project, a Team Building will be constructed and will consist of an 8,000 square foot two story building located adjacent to the right field foul line. This building will provide a home for the Husky baseball team and will include a team locker room, training room, showers and toilet facilities, meeting rooms, offices for the coaching staff, and a locker room for umpires, as well as an upper level field-viewing deck.

Phase 1 of the Husky Ballpark Project is estimated to cost \$4 million. ICA has allocated \$2 million for this project in the 2011-12 budget and the remaining \$2 million has been donated to the project by Wayne and Anne Gittinger.

The gift made to the Husky Ballpark Project by Wayne and Anne Gittinger constitutes 50% of the project costs of the Phase 1 Team Building which would bear Wayne Gittinger’s name, and this is an amount which has been identified as satisfying the “substantial contribution toward the project cost” criteria under Board of Regents Governance, Regent Policy 6.2.A. Wayne and Anne Gittinger have been longstanding stalwart supporters and contributors to this University and have attained the status of Presidential Laureates. In addition, Wayne and Anne Gittinger have been longstanding members of the Tyee Executive Committee, and have served the department in a variety of advisory roles.

REVIEW AND APPROVAL

This request has been reviewed and approved by the Director of Athletics, Intercollegiate Athletics, the University Names Committee, and the President.

VII. STANDING COMMITTEES

B. Finance, Audit, and Facilities Committee

Approval to Name University of Washington Baseball Team Building Facility the “Gittinger Baseball Team Building” (continued, p. 2)

Attachments

1. Letter from Scott Woodward to University Names Committee
2. September 7, 2011 University Names Committee Approval Letter, with President Young’s concurrence
3. October 19, 2011 University Names Committee Approval Letter, with President Young’s concurrence

September 2, 2011

TO: Daniel S. Friedman, Ph.D., FAIA
Dean and Chair, University Names Committee

FROM: Scott Woodward
Director of Athletics

RE: The Gittinger Baseball Team Building

In June, 2011, the Intercollegiate Athletic Department (ICA) broke ground on a new baseball team facility as part of the Husky Ballpark Project which was approved by the Board of Regents at their September, 2010, meeting. During Phase 1 of this project, a Team Building will be constructed and will consist of an 8,000 square foot two story building located adjacent to the right field foul line. This building will provide a home for the Husky baseball team and will include a team locker room, training room, showers and toilet facilities, meeting rooms, offices for the coaching staff, and a locker room for umpires, as well as an upper level field-viewing deck.

Phase 1 of the Husky Ballpark Project is budgeted to cost \$4 million. ICA has allocated \$2 million for this project in the 2011-12 budget, and the remaining \$2 million has been donated to the project by Wayne and Anne Gittinger. Initially, the Gittingers did not express an interest in having their name placed on the Team Building, but subsequent conversations have revealed that they would both be comfortable with naming the building "The Gittinger Baseball Team Building."

University policy permits the naming of campus buildings under the following criteria:

A building or outdoor area may be named for a person or family associated with the University community who has rendered distinguished service to the University or who has made a significant contribution to society. The above also may be named as agreed to with a benefactor of the University whose gifts represent a substantial contribution toward the project cost, based upon the following criteria.
Board of Regents Governance, Regent Policy 6.2.A.

The gift made to the Husky Ballpark Project by Wayne and Anne Gittinger constitutes 50% of the construction costs of the Phase 1 Team Building which would bear their name, and this is an amount which has been identified as satisfying the "substantial contribution toward the project cost" criteria. In addition, Wayne and Anne Gittinger have been

longstanding stalwart supporters and contributors to this University and have attained the status of Presidential Laureates. Moreover, Wayne and Anne Gittinger have been longstanding members of the Tyee Executive Committee, and have served the department in a variety of advisory roles.

I ask that you recommend to the President that the naming of the baseball team building as "The Gittinger Baseball Team Building" be approved and submitted to the Board of Regents for final approval in accordance with the University Naming Policy.

W

RECEIVED

SEP 16 2011

OFFICE OF THE PRESIDENT

UNIVERSITY OF WASHINGTON COLLEGE OF ENVIRONMENTS 224 GOULD HALL BUILT BOX 355726 SEATTLE, WA 98195-5726

OFFICE OF THE DEAN

September 7, 2011

Michael Young
Office of the President
University of Washington
301 Gerberding Hall, Box 351230

Dear President Young,

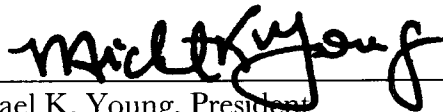
The University Names Committee has reviewed the proposal from Director of Athletics Scott Woodward recommending that the new team building at Husky Ballpark be named the "Gittinger Baseball Team Building." Director Woodward proposes that the university confer these naming rights in recognition of Wayne and Anne Gittinger's gift that constitutes 50 percent of the construction costs, and to acknowledge the Gittingers' longstanding support and contributions to the university.

The University Names Committee has reviewed and approved the proposal. On behalf of the committee, I respectfully ask that you grant this request.

Sincerely,



Daniel S. Friedman
Dean
Chair, Names Committee



Michael K. Young, President

09/16/2011

Date

October 19, 2011

Michael Young
Office of the President
University of Washington
301 Gerberding Hall, Box 351230

Dear President Young,

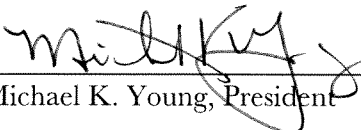
On Sept. 7, 2011, the University Names Committee approved, with your concurrence, ICA's request to name the new team building on the baseball field the "The Gittinger Baseball Team Building." This item is now on the Board of Regents agenda for approval at the meeting on Thursday, October 20, 2011. There has been a new request from the Gittingers, asking that the name for the building be modified to "The Wayne Gittinger Baseball Team Building." We are seeking your concurrence for this non-material change to the naming request.

On behalf of the committee, I respectfully ask that you grant this request.

Sincerely,



Daniel S. Friedman
Dean
Chair, Names Committee


Michael K. Young, President

10/19/11
Date

VII. STANDING COMMITTEES

B. Finance, Audit and Facilities Committee

Human Resources/Payroll Replacement Project – Approve Issuance of Request for Proposals and Delegation of Authority to the PresidentRECOMMENDED ACTION

It is the recommendation of the administration and the Finance, Audit and Facilities Committee that the Board of Regents approve issuing a Request for Proposals (RFP) to explore possible replacement of the Human Resources/Payroll system and delegate authority to the President to submit plans and proposals as necessary for approval by the state of Washington. Adoption of the final project plan, budget, and award of contract(s) will be brought to the Regents for approval in 2012.

BACKGROUND

The University of Washington (UW) is one of the largest employers in the state of Washington. It has a large, complex, and diverse workforce of 40,000 people including faculty, researchers, clinical personnel, student workers, and administrative staff. There are multiple bargaining units and complex cost allocation rules, including tracking personnel costs to specific funds and grants. Additionally, there are operational cost accounting needs in the medical centers and operational support units on campus.

In spite of the size and complexity of the institution, the UW operates without a centralized Human Resource Management System, and uses a 29 year old payroll system that contains minimal human resource data. Lack of centralized human resources/payroll system functionality has resulted in a proliferation of short-term solutions (“shadow systems”) to meet local needs.

Key business goals and objectives were identified and prioritized through broad consultation with central office experts, technical staff, and campus users. Work completed to date includes development of complete requirements; conducting research on peer institution solutions and data gathering from potential vendors; and assessing risks, policy issues, possible solutions and technical approaches. This work is documented in a Feasibility Study, and forms the basis for developing a Request for Proposals (RFP) to invite vendors to submit competitive offers for University-wide Payroll and Human Resource Information Systems (P-HRIS).

VII. STANDING COMMITTEES

B. Finance, Audit and Facilities Committee

Human Resources/Payroll Replacement Project – Approve Issuance of Request for Proposals and Delegation of Authority to the President (continued, p. 2)

SYSTEM REQUIREMENTS

The University needs an integrated solution for payroll and human resource management that has the flexibility to respond to complex and changing payroll rules and regulations, as well as the ability to process payroll for all UW employees, including clinical and medical staff. It must retain all information about positions, appointments, and employees, including a full lifecycle of employment, from recruitment to retirement or separation. The solution should include the ability to provide supplemental pension payments to retirees and designated beneficiaries for the UW-sponsored retirement program, as well as maintaining lifelong records for plan participants. In addition, the solution needs to integrate fully with data and existing systems from multiple medical centers. In the long-term, the solution should support the UW's ability to recruit, retain, and develop faculty and staff, and fulfill its range of reporting and other compliance obligations.

Based on research to date with peers and vendors, it is estimated that P-HRIS implementation costs will run \$20 - \$30 million. In addition, there will be significant additional investment in terms of UW staff time to implement; annual operating costs are estimated at \$5 - \$8 million.

NEXT STEPS

The plans for the University-wide P-HRIS must be reviewed and approved as required by state statute. Next steps include submitting the plan to the Office of Financial Management, and to the new Office of the Chief Information Officer (OCIO). These approvals are necessary before UW can release the RFP.

After proposals are evaluated and if a decision is made to proceed with the replacement project, UW will be required to return to Olympia with a project investment plan for approval of the vendor solution and total project costs. That final project investment plan, budget, and recommended contract award(s) will be brought to the Board of Regents for authorization prior to submission to Olympia.

REVIEW AND APPROVALS

This recommendation has been approved by the Interim Vice President and Vice Provost for UW Information Technology, the Vice Provost for Academic Personnel, the Financial Planning Officer for UW Medicine Health System, the Vice President for Human Resources, and the Senior Vice President.

VII. STANDING COMMITTEES

ITEM PULLED

B. Finance, Audit and Facilities Committee

Advisory Committee on Real Estate (ACRE) Update

INFORMATION

There will be an oral report for information only.

VII. STANDING COMMITTEES

B. Finance, Audit and Facilities Committee

University of Washington Investment Committee (UWINCO) Update

INFORMATION

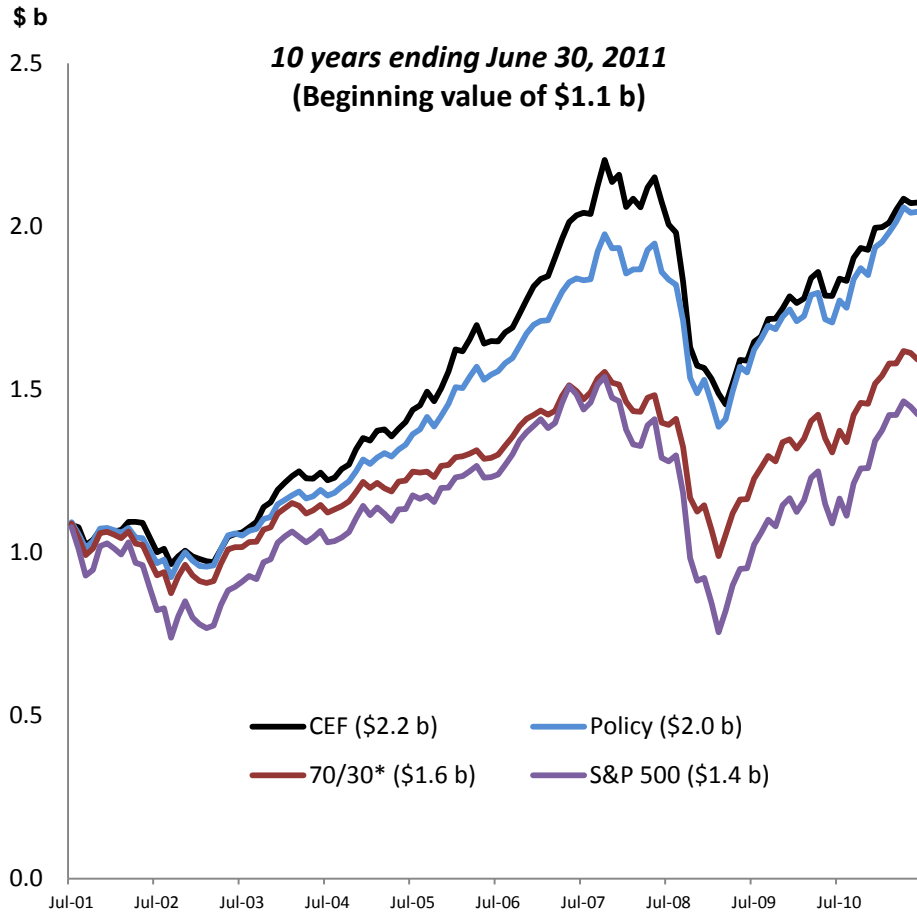
There will be an oral report for information only.

Attachment

University of Washington CEF Update

University of Washington CEF Update

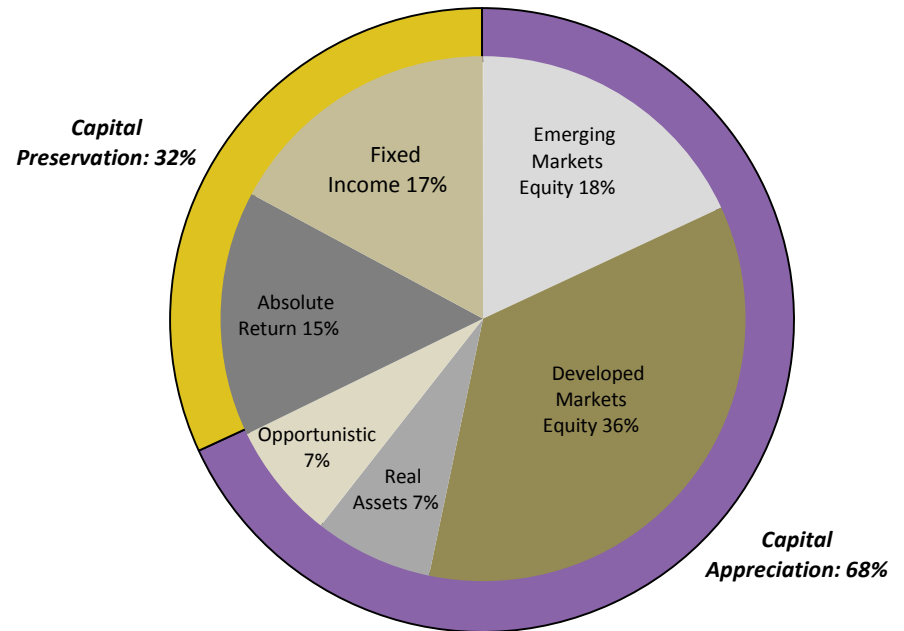
Comparative Growth of Endowment



*70% S&P & 30% Barclays Government Bond Index

Asset Allocation

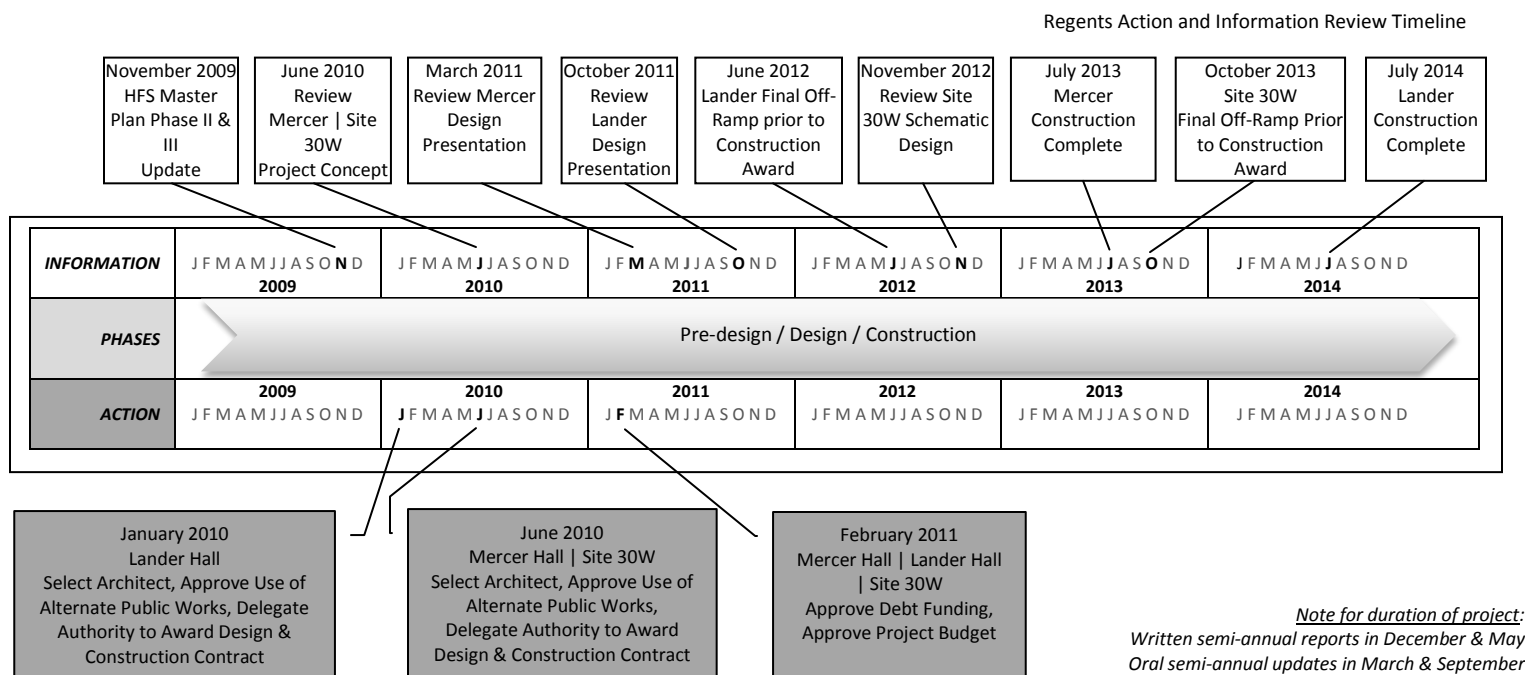
As of August 31, 2011



VII. STANDING COMMITTEES

B. Finance, Audit and Facilities Committee

Student Housing Phase II: Lander Hall Replacement – Design Presentation



INFORMATION

This presentation is an update of the project design and is for information only.

PROJECT UPDATE

This project update is a design presentation of the Lander Hall Replacement project for information only. Lander Hall is the second of the three planned projects within the Student Housing Phase II project. Mercer Hall Replacement is the first project, and Site 30W is the third project.

The Lander Hall replacement project will accommodate 650 students predominately in two bed private bath suite-styled resident units in a new seven-story building of approximately 200,000 gross square feet, consisting of five floors of wood framed construction over two stories of concrete construction with mixed use occupancy. The mixed use occupancy includes a regional desk and dining facilities.

The program and design of the Terry Hall portion of the project (Part 2) were advanced to an early schematic level to understand massing and siting issues to

VII. STANDING COMMITTEES

B. Finance, Audit and Facilities Committee

Student Housing Phase II: Lander Hall Replacement – Design Presentation (continued p. 2)

help inform the Lander Hall design. The Terry portion of the project, including budget development, is on hold until the winter of 2012.

LANDER HALL PROJECT SCHEDULE

Architect Selection	January 2010
Predesign	March 2010 – November 2010
Design	November 2010 – May 2012
Construction	July 2012 – November 2013
Occupancy	January 2014

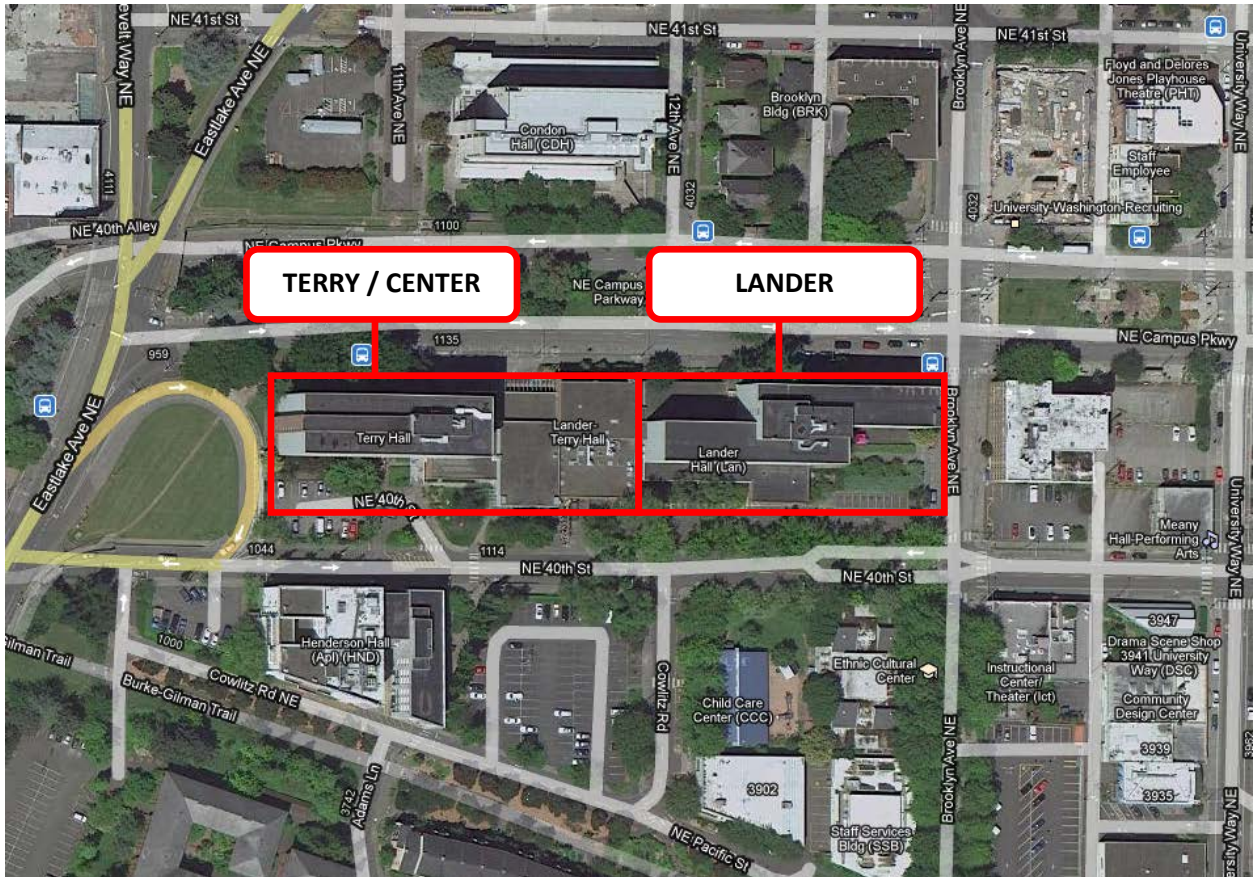
PREVIOUS ACTIONS

February 2011	Student Housing Phase II: Mercer Hall Replacement, Lander Hall Replacement, and Site 30W Projects – Approve Project Budget and Debt Funding
June 2010	Mercer Hall Site and Site 30W Architect Appointment Approved, GC/CM Alternative Public Works Contracting and Delegation to Award a Construction Contract Approved.
January 2010	Terry and Lander Halls Renovation Architect Appointment Approved, GC/CM Alternative Public Works Contracting and Delegation to Award a Construction Contract Approved

Attachment

Student Housing Lander Replacement, Terry Project Site Map- Existing Conditions

STUDENT HOUSING LANDER REPLACEMENT, TERRY PROJECT
SITE MAP- EXISTING CONDITIONS



Attachment

NEW LANDER HALL

University of Washington

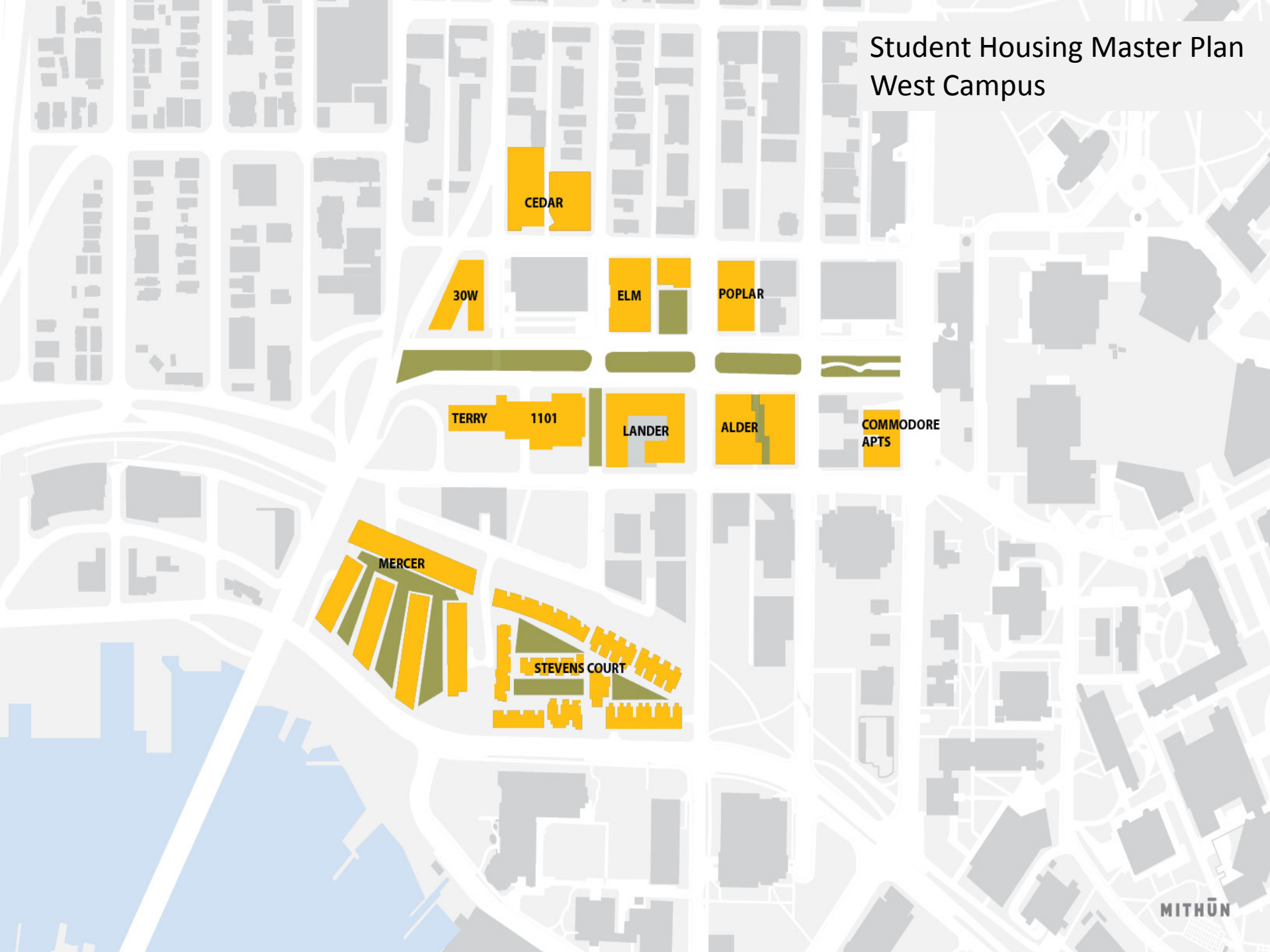
RESIDENTIAL CENTER WEST

Student Housing

University of Washington



Student Housing Master Plan West Campus



CEDAR

30W

ELM

POPLAR

TERRY

1101

LANDER

ALDER

COMMODORE
APTS

MERCER

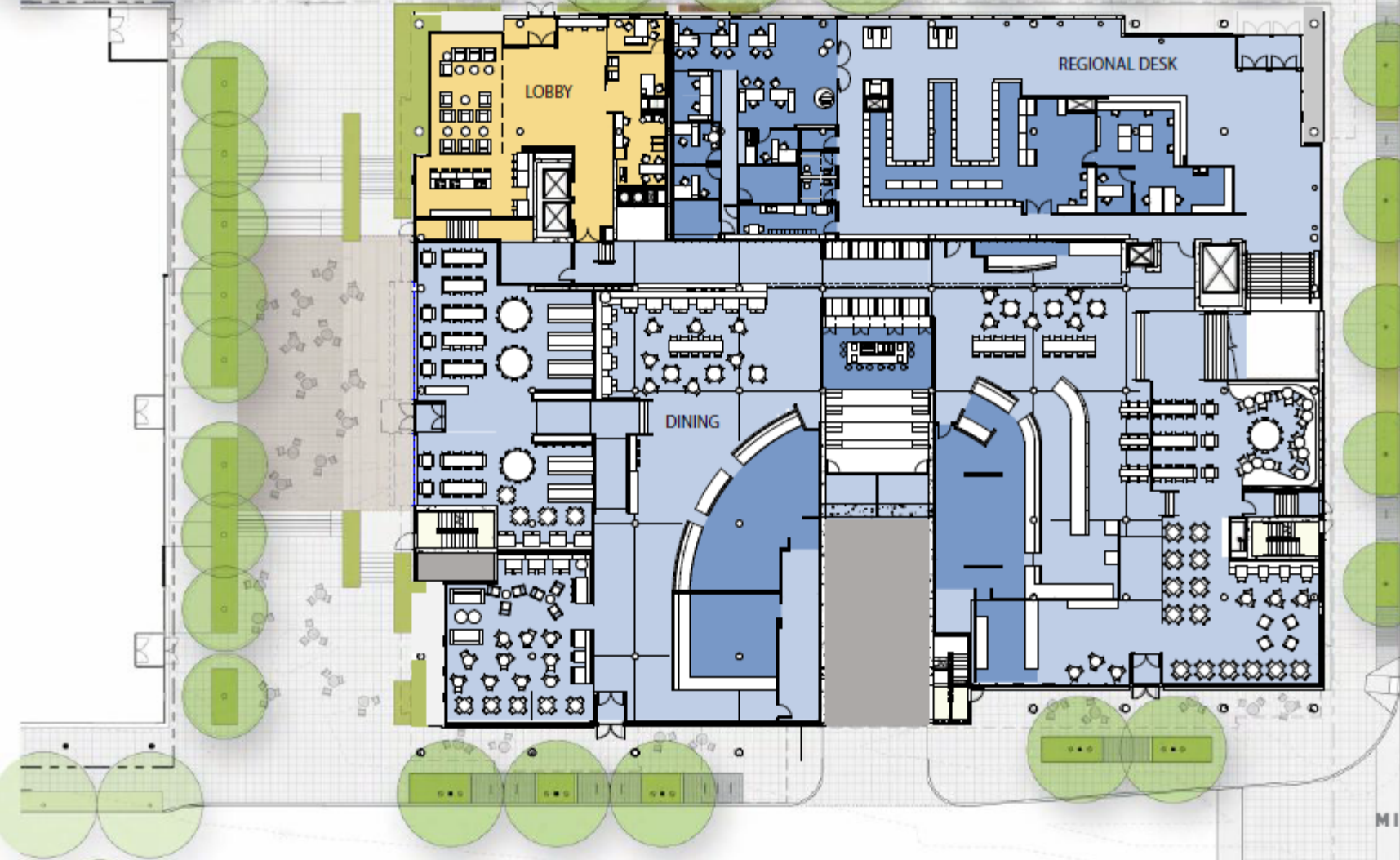
STEVENS COURT

Program Goals

- Create an environment that maximizes **safety** and **security** for residents both in and adjacent to residential buildings. Create **clarity, identity** and boundaries between different **layers of community**.
- Create spaces that will provide residents with significantly higher **quality of life** and greatly **enhance living/learning experiences**. Create purposeful **magnet amenity spaces**.
- Create **appropriate sized** floor **communities**.
- As part of the new **UW West Campus Urban Center**, reinforce a sense of place that promote connections in the neighborhood.
- Maximize **flexibility** over time.
- Exercise fiscal responsibility. Project will be **self-sustaining**.



Street Level Plan



12th Avenue Connector



Levels 4-8 Floor Plan

Typical Residential Floor



Private Interior Courtyard



Interior Suite View

Window Relationship



East Elevation
Brooklyn Ave.



Lincoln Way / 40th Ave.
from Brooklyn



Regional Desk
@ Brooklyn and Campus Parkway



Regional Desk
@ Campus Parkway and Brooklyn



Student Housing Lobby
Campus Parkway @ 12th



NEW LANDER HALL

University of Washington

RESIDENTIAL CENTER WEST



VII. STANDING COMMITTEES

A. Academic and Student Affairs Committee

in Joint Session with

B. Finance, Audit and Facilities Committee

Revised Endowment and Program Naming PolicyINFORMATION

Proposed changes to the Endowment and Program Naming Policy will be discussed at the October 2011 joint meeting of the Finance, Audit and Facilities Committee and the Academic and Student Affairs Committee. We plan to bring the new minimums to the Board of Regents for approval at the November 2011 meeting. With the Board's approval, we will recommend the changes take effect July 1, 2012.

BACKGROUND

After discussion with President Young, deans and vice presidents, chief advancement officers and key volunteers, a review of peer benchmarks, and internal conversations about school/college needs, we propose increases in the minimum gift size required to establish some types of endowments as outlined below.

Addressing the Gap between Purpose and Need

University endowment minimums have not been raised since July of 2003, when the Board of Regents approved the current Endowment and Program Naming Policy. During that time, tuition, salaries and the cost of doing business have increased while the consolidated endowment fund's distribution rate has been reduced. As a result, some endowments established with a minimum gift are too small to sufficiently support the purpose for which the endowment was created.

With continued annual increases in tuition expected over the next several years and no salary increases on the near horizon, the gap between many endowments' distributions and student and faculty needs will continue to grow.

Providing a More Congruous Experience for Multi-Unit Donors

Over the past several years, several schools and colleges have increased their endowment minimums. This has resulted in a number of different price points across campus, particularly for endowed professorships and chairs. In the course of increasing minimums to help ensure that endowment distributions better sustain the needs they were established to support, it is desirable to bring minimums into closer alignment while respecting the varying needs of different schools, colleges and campuses.

VII. STANDING COMMITTEES

A. Academic and Student Affairs Committee

in Joint Session with

B. Finance, Audit and Facilities Committee

Revised Endowment and Program Naming Policy (continued, p. 2)

Seizing the Intra-Campaign Opportunity

The intra-campaign period is an ideal time to make necessary increases to endowment minimums. Based on a review of business needs, gift potential and peer benchmarks, we suggest a two-tier endowment minimum structure. This provides the option for each school/college/campus to select the tier which best fits its business needs and donor base – allowing for flexibility while narrowing the range of price-points across campus.

We saw during Campaign UW that in most instances, donors established endowments with gifts at or near the minimum amount. Raising our – and our donors’ – sights will help us secure gifts that meet academic units’ business needs going forward.

Staying the Course

We will carry on with our current philosophy that minimums are truly minimums. Units remain welcome to solicit/accept endowment gifts over and above the minimums listed in attachment 2.

Policy Changes

To further the appropriate stewardship of endowment donors, we advocate for the addition to the policy language noting that endowment minimums represent the minimum gift a donor (or group of donors) must give to establish a new endowment, and that matching monies not provided by private funds will be added to the endowment, but not applied to meeting the minimum.

Implementing the Adjusted Minimums

Consensus across the campus community is that the ideal date for the new minimums to take effect would be July 1, 2012. Fundraisers may choose to use the window between the approval and effective dates to encourage gifts at the current minimum where appropriate. In addition, exceptions to the new minimums will be approved on a case-by-case basis for gifts currently under discussion (as documented through contact reports, pre-approved pledges, and prospect tracking records in Advance) received after that date.

Attachment

Draft Endowment Minimums

Draft Endowment Minimums

Program Support

Endowed School/College/Program

Transforms and permanently enhances a School, College or Program.

	Current Minimum	Proposed Minimum	
		Tier 1	Tier 2
Endowed School/College/Program	Market Price	Market Price	Market Price

Endowed Deanship

Full or substantial portion of salary and related support for holder's School, College, or Campus.

	Current Minimum	Proposed Minimum	
		Tier 1	Tier 2
Endowed Deanship	ENGR, BUS, UWM	\$5 million	Market Price
	Other Areas	\$3 million	Market Price

Endowed Funds

Unrestricted support for a Department, Program, Office, School, College, Campus, or the University at large.

	Current Minimum	Proposed Minimum	
		Tier 1	Tier 2
Endowed Fund for Research Acceleration	<i>N/A (new fund type)</i>	\$100,000	\$100,000
Endowed Fund for Program Support	\$25,000	\$25,000	\$25,000

Endowed Lectureship

Stipends to visiting and resident lecturers, travel, accommodations, receptions and related expenses, publication expenses, secretarial and research assistance.

	Current Minimum	Proposed Minimum	
		Tier 1	Tier 2
Endowed Lectureship	\$150,000	\$250,000	\$250,000

Student Support

Endowed Undergraduate Student Support

Tuition, books, fees and other educational expenses.

	Current Minimum	Proposed Minimum	
		Tier 1	Tier 2
Endowed Distinguished Undergraduate Scholarship	<i>Replaces regental scholarship</i>	\$250,000	\$250,000
Endowed Undergraduate Scholarship	\$50,000	\$100,000	\$100,000
Endowed Fund for Undergraduate Student Support	\$25,000	\$25,000	\$25,000

Endowed Graduate and Professional Student Support.

Tuition, books, research and living expenses for graduate and professional students.

	Current Minimum	Proposed Minimum	
		Tier 1	Tier 2
Distinguished Endowed Graduate Fellowship	<i>Replaces regental fellowship</i>	\$250,000	\$500,000
Distinguished Endowed Professional Student Scholarship	<i>Replaces regental scholarship</i>	\$250,000	\$500,000
Endowed Professional Student Scholarship	\$50,000	\$100,000	\$250,000
Endowed Graduate Fellowship	\$100,000	\$100,000	\$250,000
Endowed Fund for Graduate or Professional Student Support	\$25,000	\$50,000	\$50,000

Faculty Support

Endowed Chair

Full or substantial portion of salary and related support for faculty members.

	Current Minimum		Proposed Minimum	
			Tier 1	Tier 2
Endowed Chair	ENGR & BUS	\$2 million	\$2 million	\$3 million
	Medicine	\$1.5 million		
	All other areas	\$1million		

Endowed Professorship

Faculty salary, research support, supplies, equipment, publication costs (includes Visiting Professorships).

	Current Minimum		Proposed Minimum	
			Tier 1	Tier 2
Endowed Professorship	Foster School	\$1 million	\$500,000	\$1 million
	Engineering	\$750,000		
	Medicine	\$500,000		
	All other areas	\$250,000		

Endowed Faculty Fellowship

Research and other support for a faculty member.

	Current Minimum		Proposed Minimum	
			Tier 1	Tier 2
Endowed Faculty Fellowship	Foster School	\$250,000	\$100,000	\$250,000
	All other areas	\$100,000		

Endowed Fund for Faculty Support

Research and other support for a faculty member.

	Current Minimum		Proposed Minimum	
			Tier 1	Tier 2
Endowed Fund for Faculty Support		\$25,000	\$50,000	\$100,000

VII. STANDING COMMITTEES**A. Academic and Student Affairs Committee**

in Joint Session with

B. Finance, Audit and Facilities Committee**Proposal for a New Course Fee in the School of Music****RECOMMENDED ACTION**

It is the recommendation of the administration and the Academic and Student Affairs Committee and the Finance, Audit and Facilities Committee that the Regents approve a new course fee of up to \$900 per course for students enrolled in individual lessons in musical performance in the School of Music, College of Arts and Sciences, the proposed fee to be paid only by students receiving course credit for individual lessons taught by School of Music faculty members and instructors. The proposed fee will be phased in beginning in September 2012.

BACKGROUND

With the support of the College of Arts and Sciences, the School of Music (SoM) seeks permission from the Board of Regents to introduce a course fee for students enrolled in individual lessons in musical performance. To close the gap between the actual cost to the School of offering one-on-one lessons and the resources the School has with which to support these costs, we propose to introduce a course fee of up to \$900 per course, which would be paid only by students receiving course credit for individual lessons taught by School of Music faculty members and instructors.

This new fee would be phased in gradually over several years, starting in September, 2012. This phased approach would allow us to mitigate the impact of the new fee on currently enrolled performance students. The College of Arts and Sciences will contribute \$300,000 in temporary money to the School of Music for 2012-13, and \$200,000 each year between 2013 and 2017, in order to permit this phased approach. Endowments in the School of Music also generate several hundred thousand dollars in student scholarship money annually. These scholarship funds will further lessen the financial impact of these course fees on students, as will University-level financial aid. We do not believe that any student who qualifies for admission to SoM in musical performance will be unable to attend the School because of these new fees.

This phased approach will also allow us to take account of general tuition increases that might be imposed over the next several years in response to state

VII. STANDING COMMITTEES

A. Academic and Student Affairs Committee

in Joint Session with

B. Finance, Audit and Facilities Committee

Proposal for a New Course Fee in the School of Music (continued p. 2)

budget cuts, as well as the possibility that the University might authorize differential tuition rates for certain schools and programs. Should increased tuition revenues become available to the School of Music in future years, either from general or differential tuition increases, we would reduce this course fee commensurately with these increases. At present, however, none of us can predict what the future will hold with respect to tuition policy. Yet we must plan now for the next five years. Hence our request for permission to impose course fees up to \$900/course on a gradual basis.

The current financial situation of the School is unsustainable, and requires immediate action. At present, the cost of teaching performance students in SoM is \$2,700/year/student higher than it is to teach SoM students enrolled in non-performance areas of the School. To keep its performance program afloat, SoM has significantly reduced the number of performance students it accepts, and transferred a disproportionate share of the School's resources from non-performance into performance areas. The result has been to weaken the entire School. Performance studios are too small to be viable, while students in non-performance areas feel justifiably short-changed. We cannot go on in this way. Our students deserve better.

The School of Music faculty, its students, and the School's Advisory Committee have all been involved in the discussions that have led up to this proposal. All Music students, and indeed the entire campus and community, benefit from having a strong performance program. But we cannot continue to support a performance program in Music unless we receive permission from the Board of Regents to institute this proposed new course fee.

REVIEW AND APPROVAL

This recommendation has been reviewed and approved by the School of Music faculty and students, the School of Music's Advisory Committee, the Dean of the College of Arts and Sciences, and the Interim Provost and Executive Vice President.

VII. STANDING COMMITTEES

A. Academic and Student Affairs

in Joint Session with

B. Finance, Audit and Facilities Committee

State Budget Update

There will be an oral report for information only.

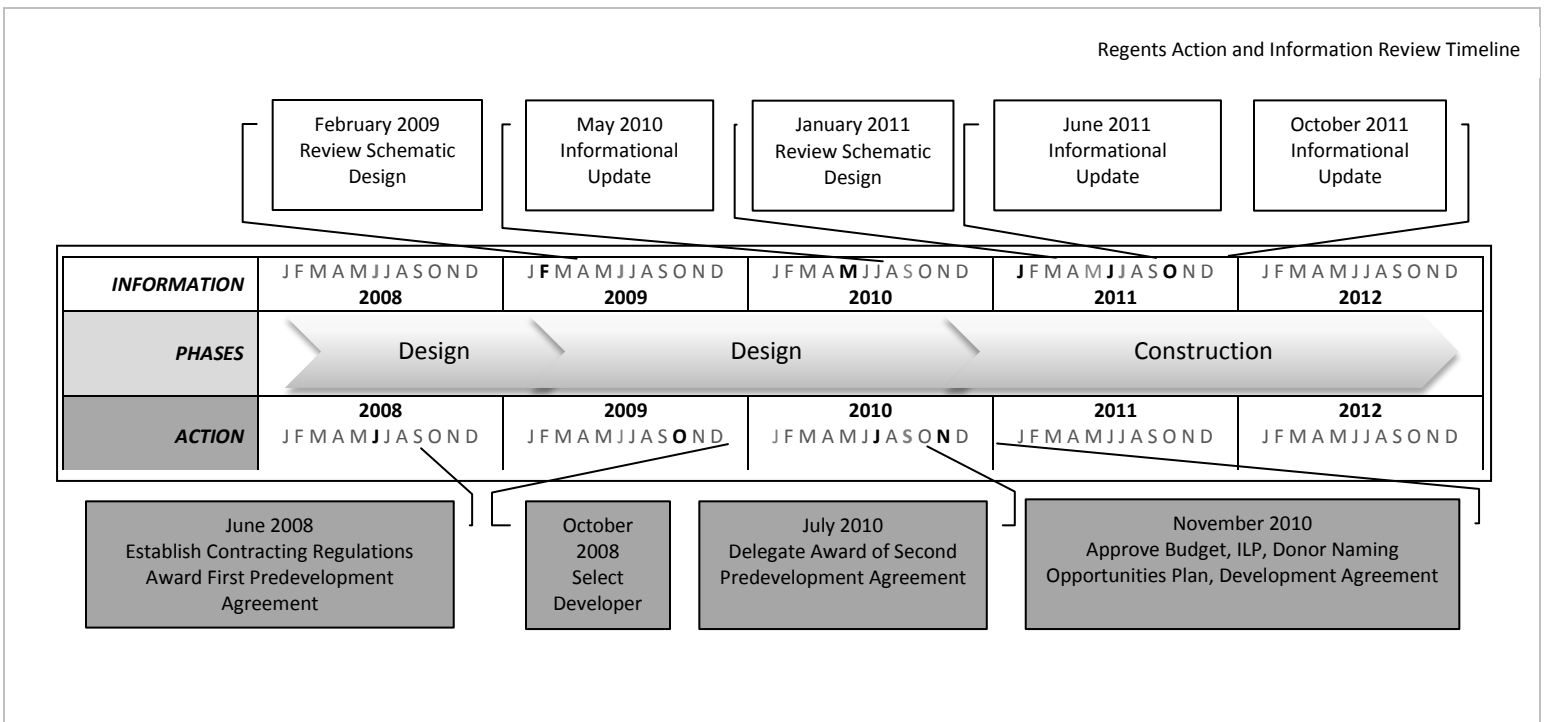
VII. STANDING COMMITTEES

A. Academic and Student Affairs Committee

in Joint Session with

B. Finance, Audit and Facilities Committee

Husky Stadium Renovation – Informational Update



INFORMATION

In receiving Regents’ approval to proceed with the Husky Stadium project at the November 2010 meeting, Intercollegiate Athletics committed to return with project status updates prior to further obligating the University to the Developer. The purpose of this informational update is to discuss the current project status as well as discuss the authorizations needed to be given to the Developer to continue the project and meet the agreed upon schedule.

- The development agreement signed December 15, 2010, gave the Developer approval to commence with the Design Phase, which is the preparation of design and construction drawings for the project.
- On June 13, 2011, the Pre-Construction Phase was authorized to preserve pricing agreements made by the Developer; this work includes ordering and committing to purchase materials for the project.

VII. STANDING COMMITTEES

A. Academic and Student Affairs Committee

in Joint Session with

B. Finance, Audit and Facilities Committee

Husky Stadium Renovation – Informational Update (continued, p. 2)

- On June 13, 2011, the Construction Phase (limited) was authorized to construct early site work of relocated and temporary site utilities in preparation for work on the stadium, taking advantage of the slower time on campus as well as the more favorable weather.
- To be authorized by November 7, 2011, is the Construction Phase (complete) to start actual construction of the Stadium.

PROJECT DESCRIPTION

The Husky Stadium Renovation project, using a Developer-led delivery model, will renovate, replace and add to the existing facility to correct structural and building code deficiencies, meet current Americans with Disabilities Act (ADA) standards for accessibility and upgrade the fan experience.

PREVIOUS REGENTS ACTIONS

June 2008	Approve Developer Process
May 2010	Informational update to discuss issuing a Request for Proposals to Select a Developer
July 2010	Delegate Authority to Sign Predevelopment Agreement with Wright Runstad
November 2010	Adopt the project budget for the Husky Stadium Renovation at \$250,000,000 and approve use of the Internal Lending Program (ILP) for up to \$250,000,000 for design, construction, capitalized interest, and other project costs; approve the Donor Naming Opportunities Plan; and delegate authority to the president to sign a Development Agreement with Wright Runstad & Company
June 2011	Informational Update prior to authorizing the pre-construction phase and construction phase limited for site work

VII. STANDING COMMITTEES

A. Academic and Student Affairs Committee

in Joint Session with

B. Finance, Audit and Facilities Committee

Husky Stadium Renovation – Informational Update (continued, p. 3)

PROJECT SCOPE

The general work elements of the Husky Stadium Renovation project include:

- complete demolition and reconstruction of the lower bowl and south side stands;
- construct approximately new 70,000 sf football operations support building integrated into the west end zone;
- implement premium seat program located primarily in the new south stands with suites, loge boxes, club seats, and the Don James Center located in the existing north stands;
- remove track and lower the field by four feet to optimize proximity and sightline values, there will be no view obstructed seats;
- construct a 200 space parking garage below the south side stands; and
- achieve sustainable (LEED) initiatives and ADA accessibility.

PROJECT SCHEDULE

Predevelopment (Schematic Design)	September – October 2010
Regents meeting to approve the project	November 18, 2010
Development Agreement executed	December 1, 2010
Design Development	December – January 2011
Construction Documents	February – June 2011
Early site work	June – August 2011
Start construction	November 7, 2011
Games played at CenturyLink Field	2011 Apple Cup and 2012 season
Construction complete	August 2013
Occupancy	September 2013

CURRENT PROJECT STATUS

The development team has been working on the construction documentation phase of the project as the design is being completed and drawings prepared in preparation for subcontract bidding and awarding of subcontracts. Design and

VII. STANDING COMMITTEES

A. Academic and Student Affairs Committee

in Joint Session with

B. Finance, Audit and Facilities Committee

Husky Stadium Renovation – Informational Update (continued, p. 4)

construction documents have been completed on work to be constructed in the early phases of the project and will continue incrementally on the balance of the work.

The Final Supplemental Environmental Impact Statement (SEIS) was approved in June 2011 and the Master Use Permit (MUP) application was approved in August 2011. The early site work was completed in August 2011 in time for the first home football game. The building permit drawings were submitted in June 2011.