

VII. STANDING COMMITTEES

B. Finance, Audit and Facilities Committee

Grant and Contract Awards Summary –September, 2011

RECOMMENDED ACTION

It is the recommendation of the administration and the Finance, Audit and Facilities Committee that the Board of Regents accept the Grant and Contract Awards of \$1,000,000 or more as presented in the attached report.

Attachments

Grant and Contract Awards Summary for September 2011

Grant and Contract Awards Summary

to

The Board of Regents

of the

University of Washington

for

September 2011

Office of Research

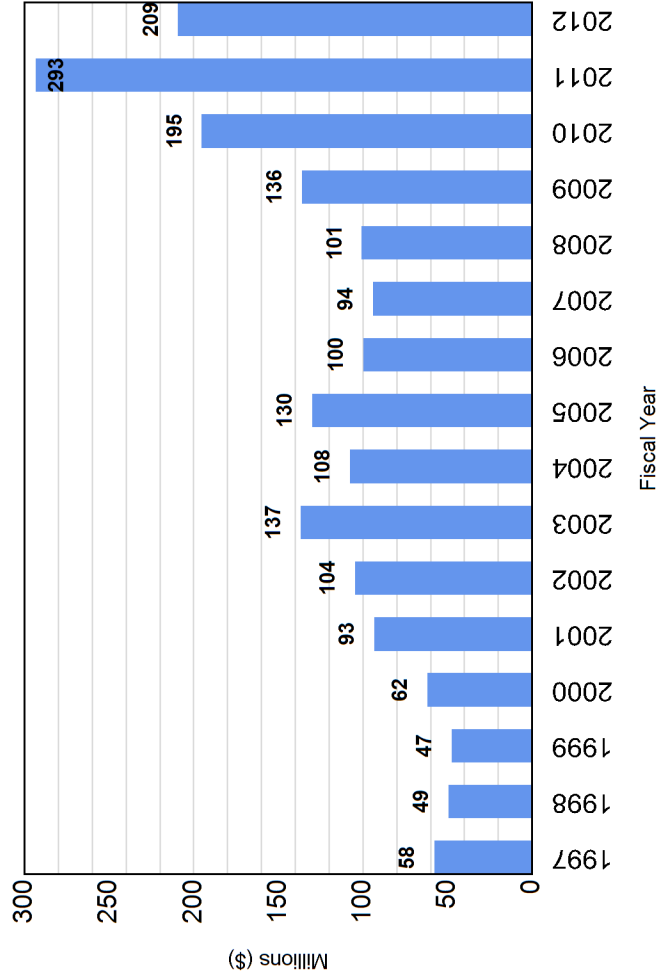
Office of Sponsored Programs

The numbers provided in this report are subject to adjustment at the time that the Annual Report of Sponsored Activity is published.
The changes would reflect modifications and additions to existing awards.

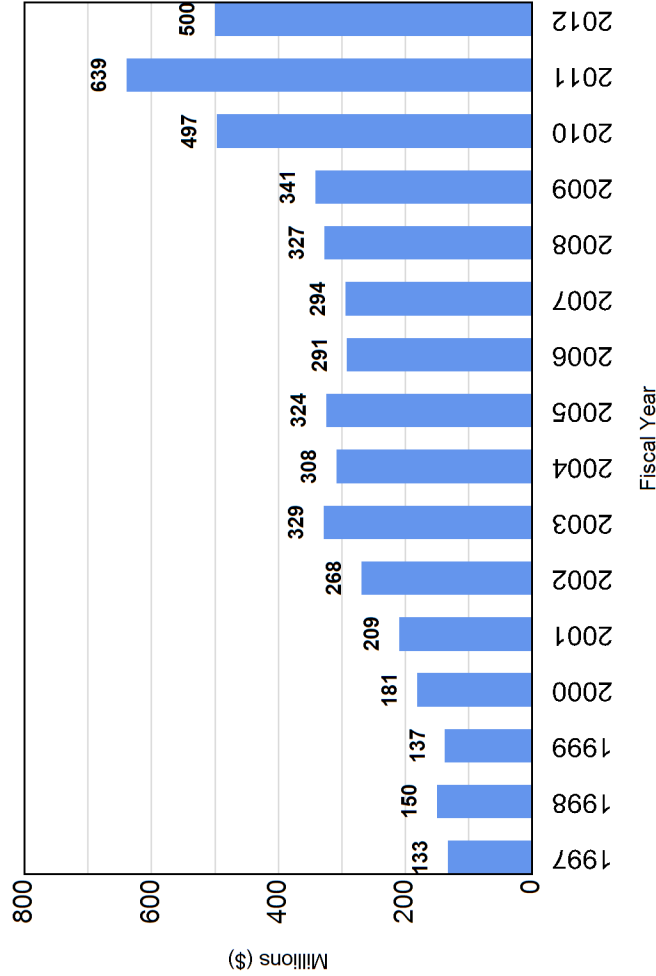
Table of Contents

Graphical Summary of Award Activity	3
Summary of Grant and Contract Awards	4
Comparison of Grants and Contract Awards by Agency	5
Comparison of Grants and Contract Awards by School/College	6
Summary of Grant Awards – Excluding Private Awards	7
Summary of Grant Awards - Private Awards	8
Summary of Contract Awards	9
Report of Grant & Contract Awards over \$1,000,000	10

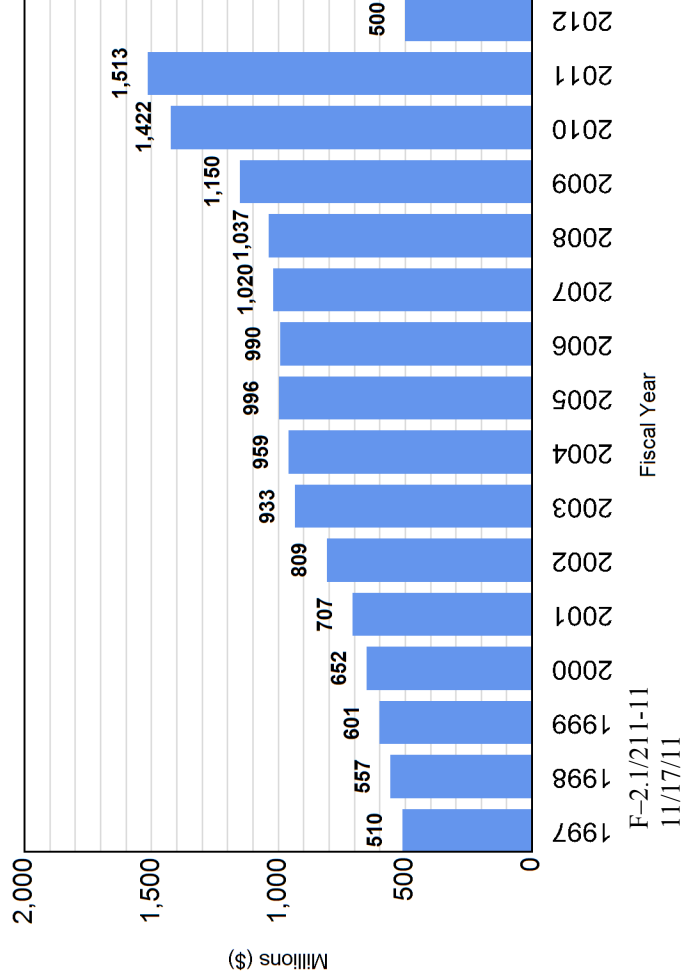
September Only Comparison of Grant & Contract Awards



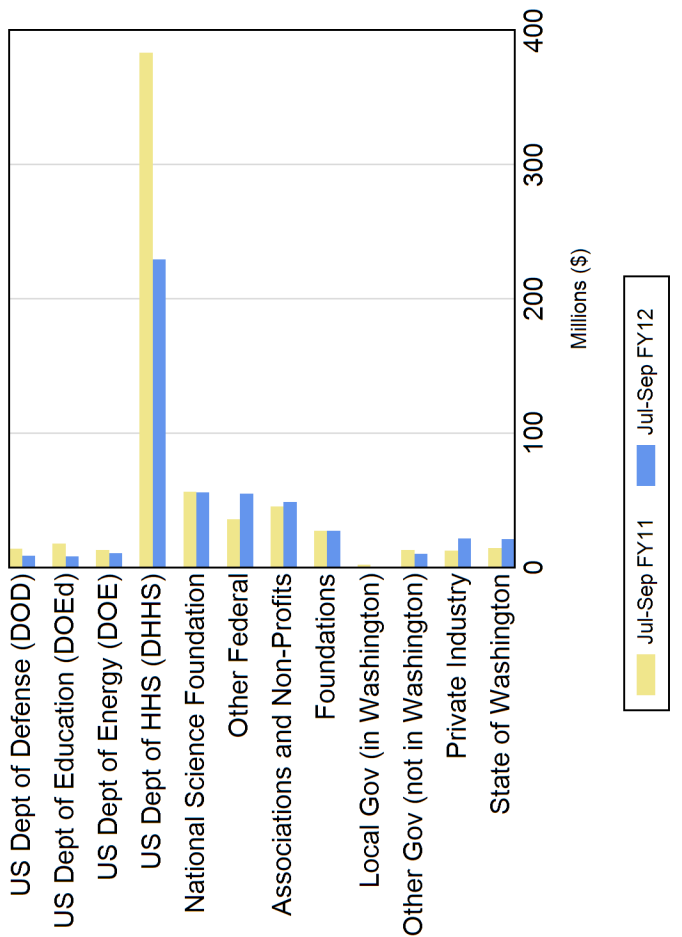
Fiscal Year to Date Comparison of Grant & Contract Awards



Complete Fiscal Year Comparison of Grant & Contract Awards



Fiscal Year to Date Two-Year Comparison of Grant and Contract Awards



Summary of Grant and Contract AwardsFiscal Year 2011-2012

Month	RESEARCH AND OTHER		TRAINING		Total Grants and Contracts
	Federal	Non-Federal	Federal	Non-Federal	
July	\$ 72,776,120	\$ 30,196,740	\$ 7,642,882	\$ 2,388,481	\$ 113,004,200
August	\$ 127,093,600	\$ 38,322,890	\$ 11,366,250	\$ 954,419	\$ 177,737,200
September	\$ 142,422,700	\$ 57,708,360	\$ 7,741,284	\$ 1,267,491	\$ 209,139,900
FY12 to Date	\$342,292,509	\$126,228,000	\$26,750,411	\$4,610,391	\$499,881,311
FY11 to Date	\$448,674,998	\$108,681,275	\$73,302,031	\$7,944,992	\$638,603,296
Over (Under) Previous Year	(\$106,382,489)	\$17,546,725	(\$46,551,620)	(\$3,334,601)	(\$138,721,984)

Comparison of Grant and Contract Awards by Agency

Fiscal Years 2010-2011 and 2011-2012

Agency	Jul-Sep FY11	Jul-Sep FY12
US Department of Defense (DOD)	\$ 14,355,601	\$ 9,072,893
US Department of Education (DOEd)	\$ 18,192,941	\$ 8,359,176
US Department of Energy (DOE)	\$ 13,175,461	\$ 10,911,726
US Department of Health and Human Services (DHHS)	\$ 383,495,805	\$ 229,429,767
National Science Foundation (NSF)	\$ 56,454,212	\$ 56,019,130
Other Federal	\$ 36,303,009	\$ 55,250,229
Subtotal for Federal :	\$ 521,977,029	\$ 369,042,920
Associations and Non-Profits	\$ 45,575,102	\$ 49,165,363
Foundations	\$ 27,476,227	\$ 27,694,910
Local Government (in Washington)	\$ 2,375,287	\$ 174,821
Other Government (not in Washington)	\$ 13,451,908	\$ 10,599,107
Private Industry	\$ 12,789,692	\$ 21,640,509
State of Washington	\$ 14,958,050	\$ 21,563,681
Subtotal for Non-Federal :	\$ 116,626,267	\$ 130,838,391
Grand Total :	\$ 638,603,296	\$ 499,881,311
Amount of Increase (Decrease) :		(\$ 138,721,984)
Percent of Increase (Decrease) :		(21.7 %)

Comparison of Grant and Contract Awards by School/College

Fiscal Years 2010-2011 and 2011-2012

School/College	Jul-Sep FY11	Jul-Sep FY12
Upper Campus		
Architecture and Urban Planning	\$ 1,595,904	\$ 95,500
Arts and Sciences	\$ 36,491,041	\$ 32,903,796
College of the Environment	\$ 42,426,436	\$ 74,708,416
Director of Libraries	\$ 113,381	\$ 5,336,571
Education	\$ 5,800,431	\$ 9,233,726
Educational Outreach	\$ 75,000	\$ 50,000
Engineering	\$ 46,168,430	\$ 42,362,521
Evans School of Public Affairs	\$ 1,270,069	\$ 1,058,851
Executive Vice President		\$ 19,981
Foster School of Business	\$ 894,700	\$ 275,043
Graduate School	\$ 640,473	\$ 2,599,999
Information School	\$ 949,038	\$ 2,130,529
Law	\$ 1,380,616	\$ 3,011,758
Office of Research	\$ 26,968,323	\$ 17,770,134
Provost		\$ 29,468
Social Work	\$ 12,628,552	\$ 6,559,840
Undergraduate Education	\$ 341,438	\$ 57,475
VP Minority Affairs	\$ 6,597,431	\$ 3,787,795
Subtotal :	\$ 184,341,263	\$ 201,991,404
Health Sciences		
Dentistry	\$ 1,740,249	\$ 1,318,137
Medicine	\$ 345,341,646	\$ 227,087,192
Nursing	\$ 10,550,875	\$ 6,130,009
Pharmacy	\$ 6,371,574	\$ 5,255,383
Public Health	\$ 77,497,536	\$ 30,445,926
Subtotal :	\$ 441,501,879	\$ 270,236,648
Special Programs		
Alcohol and Drug Abuse Institute	\$ 2,601,975	\$ 2,003,448
CHDD Administration	\$ 1,327,618	\$ 5,941,003
Regional Primate Center	\$ 6,553,080	\$ 17,561,943
Subtotal :	\$ 10,482,673	\$ 25,506,394
Other UW Campuses		
Bothell	\$ 1,197,891	\$ 1,782,817
Tacoma	\$ 1,079,589	\$ 364,049
Subtotal :	\$ 2,277,480	\$ 2,146,866
Grand Total :	\$ 638,603,296	\$ 499,881,311

Summary of Grant Awards**Fiscal Year 2011-2012***Excluding private awards from Foundations, Industry, Associations and Others*

Month	RESEARCH AND OTHER		TRAINING		Total Grants
	Federal	Non-Federal	Federal	Non-Federal	
July	\$ 71,450,980	\$ 5,019,858	\$ 7,510,674	\$ 126,824	\$ 84,108,340
August	\$ 120,682,900	\$ 2,948,988	\$ 11,366,250	\$ 314,640	\$ 135,312,800
September	\$ 138,462,000	\$ 9,825,795	\$ 7,721,284	\$ 172,830	\$ 156,181,900
Year to Date	\$ 330,595,900	\$ 17,794,640	\$ 26,598,200	\$ 614,294	\$ 375,603,100

Summary of Grant Awards

Fiscal Year 2011-2012

Private awards from Foundations, Industry, Associations and Others

Month	RESEARCH AND OTHER	TRAINING	Total Grants
July	\$ 21,192,800	\$ 165,382	\$ 21,358,180
August	\$ 20,388,870	\$ 425,819	\$ 20,814,690
September	\$ 37,401,440	\$ 1,061,446	\$ 38,462,890
Year to Date	\$ 78,983,100	\$ 1,652,647	\$ 80,635,750

Summary of Contract Awards

Fiscal Year 2011-2012

Month	RESEARCH AND OTHER		TRAINING		Total Contracts
	Federal	Non-Federal	Federal	Non-Federal	
July	\$ 1,325,143	\$ 3,984,090	\$ 132,208	\$ 2,096,275	\$ 7,537,716
August	\$ 6,410,709	\$ 14,985,040	\$ 0	\$ 213,960	\$ 21,609,700
September	\$ 3,960,724	\$ 10,481,130	\$ 20,000	\$ 33,215	\$ 14,495,070
Year to Date	\$ 11,696,580	\$ 29,450,250	\$ 152,208	\$ 2,343,450	\$ 43,642,490

**Report of Grant and Contract Awards
of \$1,000,000 or More**

September 2011

**Requiring action of
The Board of Regents
of the
University of Washington**

**Office of Research
Office of Sponsored Programs**

Detail of Public Grant Awards

Federal

US Department of Defense (DOD)

US Department of Defense (DOD)

To: Steven VanNoy, Asst Professor \$ 1,108,082
 Psychiatry
 For: Development and Validation of a Theory Based Screening Process
 for Suicide Risk
 Eff: 6/24/2011 Classified: No

Total for US Department of Defense (DOD): \$ 1,108,082

Total for US Department of Defense (DOD): \$ 1,108,082

US Department of Education (DOEd)

US Department of Education (DOEd)

To: Loueta D. Johnson, Director \$ 1,846,187
 V Pres/V Prov Omad
 For: Two Valleys One Vision GEAR UP program 2006-2012
 Eff: 9/29/2011 Classified: No

Total for US Department of Education (DOEd): \$ 1,846,187

Total for US Department of Education (DOEd): \$ 1,846,187

US Department of Energy (DOE)

US Department of Energy (DOE)

To: Thomas Jarboe, Professor \$ 1,045,926
 Aero And Astro
 For: Helicity Injected Torus (HIT) Current Drive Program
 Eff: 6/1/2011 Classified: No

Total for US Department of Energy (DOE): \$ 1,045,926

Total for US Department of Energy (DOE): \$ 1,045,926

US Department of Health and Human Services (DHHS)

Administration for Children and Families (ACF)

To: Susan Sandall, Associate Professor \$ 8,000,000
 Dept Of Education
 For: National Center on Quality Teaching and Learning
 Eff: 9/15/2011 Classified: No

Total for Administration for Children and Families (ACF): \$ 8,000,000

Centers for Disease Control and Prevention (CDC)

To: Scott Barnhart, Professor \$ 1,940,000
 Global Health
 For: Establishing and Strengthening CoE's as Regional Health System
 Hubs
 Eff: 9/30/2011 Classified: No

Total for Centers for Disease Control and Prevention (CDC): \$ 1,940,000

Detail of Public Grant Awards

Federal

US Department of Health and Human Services (DHHS)

National Institutes of Health (NIH)

To:	Richard Kronmal, Professor Biostatistics	\$ 1,002,936
For:	CVD and Metabolic Complications of HIV/AIDS Data Coordinating Center	
Eff:	7/1/2011	Classified: No
To:	Charles E. Murry, Professor Pathology	\$ 2,490,839
For:	STEM CELLS AND CARDIOVASCULAR REPAIR	
Eff:	6/1/2011	Classified: No
To:	Donald L. Patrick, Professor Health Services/Main	\$ 1,487,276
For:	Patient reported outcomes in routine clinical care of patients infected with HIV	
Eff:	8/1/2011	Classified: No
To:	John Stamatoyannopoulos, Associate Professor Genome Sciences	\$ 1,306,200
For:	Northwest Reference Epigenome Mapping Center (Roadmap Supplement)	
Eff:	7/1/2011	Classified: No
To:	Thomas Montine, Acting Chair Pathology	\$ 1,684,578
For:	Pacific Northwest Udall Center	
Eff:	8/1/2011	Classified: No
<i>National Center for Research Resources (NCRR)</i>		
To:	Mary Disis, Professor Department Of Medicine	\$ 9,615,754
For:	Institute of Translational Health Sciences (ITHS)	
Eff:	6/1/2011	Classified: No
<i>Total for National Center for Research Resources (NCRR):</i>		\$ 9,615,754
<i>National Human Genome Research Institute (NHGRI)</i>		
To:	John Stamatoyannopoulos, Assistant Professor Genome Sciences	\$ 2,615,448
For:	A Comprehensive catalog of human DNaseI hypersensitive sites	
Eff:	7/1/2011	Classified: No
<i>Total for National Human Genome Research Institute (NHGRI):</i>		\$ 2,615,448

Detail of Public Grant Awards

Federal

US Department of Health and Human Services (DHHS)

National Institutes of Health (NIH)

National Institute of Child Health and Human Development (NICHD)

To: Michael Guralnick, Director \$ 2,813,072
Chdd Administration

For: Fragile X Research Center 2011-2012

Eff: 7/1/2011 Classified: No

To: Bryan King, Professor \$ 2,157,213
Psychiatry

For: UW Autism Center of Excellence

Eff: 8/1/2011 Classified: No

Total for National Institute of Child Health and Human Development (NICHD): \$ 4,970,285

National Institute on Drug Abuse (NIDA)

To: Dennis Donovan, Director \$ 1,138,013
Alc/Drug Abuse Instit

For: Clinical Trials Network: Pacific Northwest Node

Eff: 9/1/2011 Classified: No

Total for National Institute on Drug Abuse (NIDA): \$ 1,138,013

Total for National Institutes of Health (NIH): \$ 26,311,329

Total for US Department of Health and Human Services (DHHS): \$ 36,251,329

National Science Foundation (NSF)

National Science Foundation (NSF)

To: Craig Lee, Apl-principal Oceanographer \$ 1,034,410
Applied Physics Lab

For: The Arctic Observing Network at Critical Gateways--A Sustained
Observing System at Davis Strait

Eff: 7/1/2010 Classified: No

To: Gaetano Borriello, Professor \$ 2,000,926
Computer Science & Eng

For: SHB:Large:Collaborative Research:From the Ground Up -- Mobile
Tools for Grass Roots Programs in Public Health

Eff: 9/1/2011 Classified: No

To: Karen Goldberg, Professor \$ 3,000,000
Chemistry

For: Center for Enabling New Technologies Through Catalysis Year 5

Eff: 8/1/2007 Classified: No

Total for National Science Foundation (NSF): \$ 6,035,336

Total for National Science Foundation (NSF): \$ 6,035,336

Detail of Public Grant Awards

Federal

Other Federal

Environmental Protection Agency (EPA)

To: Elaine Faustman, Professor \$ 1,103,599
 Enviro & Occup Health

For: Center for Child Environmental Health Risks Research (EPA)

Eff: 9/25/2009 Classified: No

To: Joel Kaufman, Professor \$ 2,448,847
 Enviro & Occup Health

For: Prospective Study of Atherosclerosis, Clinical Cardiovascular
 Disease, and Long-Term Expsoure to Ambient Particulate Matter
 and Other Air Pollutants in a Mult-Ethnic Cohort

Eff: 8/1/2004 Classified: No

Total for Environmental Protection Agency (EPA): \$ 3,552,446

National Oceanic and Atmospheric Administration (NOAA)

To: Thomas Ackerman, Director \$ 7,847,444
 Jisao Main

For: Joint Institute for the Study of the Atmosphere and Ocean Tasks I &
 II

Eff: 7/1/2010 Classified: No

To: Stephen Riser, Professor \$ 3,046,768
 Oceanography

For: Argo: Global Observations for Understanding and Prediction of
 Climate Variability

Eff: 7/1/2010 Classified: No

Total for National Oceanic and Atmospheric Administration (NOAA): \$ 10,894,212

US Department of Agriculture (USDA)

To: Richard Gustafson, Professor \$ 15,600,000
 Sch/Forest Resources

For: System for Advanced Biofuels Production from Woody Biomass in
 the Pacific Northwest

Eff: 9/1/2011 Classified: No

Total for US Department of Agriculture (USDA): \$ 15,600,000

US Department of State

To: Susan Whiting, Adjunct Associate Professor \$ 1,492,000
 Law

For: Mediating in the Countryside: Transparent and Accountable Dispute
 Resolution in China

Eff: 9/16/2011 Classified: No

To: Jonathan Eddy, Professor \$ 1,221,706
 Law

For: Afghan Legal Educators II additional supplemental funding

Eff: 10/1/2011 Classified: No

Total for US Department of State: \$ 2,713,706

Total for Other Federal: \$ 32,760,364

Total for Federal: \$ 79,047,224

Detail of Public Grant Awards

State of Washington

Washington State Department of Services for the Blind

To: Kurt Lewis Johnson, Professor \$ 1,520,000
Rehabilitation Medicin
For: Older Blind Independent Living Interagency Agreement (ILOB 2012-
2013)
Eff: 10/1/2011 Classified: No

Total for Washington State Department of Services for the Blind: \$ 1,520,000

Washington State Life Sciences Discovery Fund Authority (LSDFA)

To: Michael Schwartz, Professor \$ 3,994,222
Department Of Medicine
For: A Program for Cell-Based Diabetes Therapy
Eff: 9/1/2011 Classified: No

Total for Washington State Life Sciences Discovery Fund Authority (LSDFA): \$ 3,994,222

Total for State of Washington: \$ 5,514,222

Total Public Grants: \$ 84,561,446

Detail of Private Grant Awards

Associations and Non-Profits

Fred Hutchinson Cancer Research Center (FHCR)

To: Janine Maenza, Clinical Assistant Professor-salaried \$ 2,810,052
Department Of Medicine
For: HVTN Core Travel Budget 2011-2012
Eff: 6/1/2011 Classified: No

Total for Fred Hutchinson Cancer Research Center (FHCR): \$ 2,810,052

Total for Associations and Non-Profits: \$ 2,810,052

Foundations

Gordon and Betty Moore Foundation

To: Keiko Torii, Professor \$ 1,666,665
Biology
For: Investigating dynamics of cell-cell interactions during plant epidermal
tissue development
Eff: 9/16/2011 Classified: No

Total for Gordon and Betty Moore Foundation: \$ 1,666,665

Total for Foundations: \$ 1,666,665

Total Private Grants: \$ 4,476,717

Detail of Contract Awards

Associations and Non-Profits

Consortium for Ocean Leadership, Inc.

To:	John R. Delaney, Professor School Of Oceanography	\$ 10,659,040
For:	Ocean Observatories Initiative: Regional Scale Nodes	
Eff:	9/1/2009	Classified: No
To:	John R. Delaney, Professor School Of Oceanography	\$ 1,991,626
For:	Ocean Observatories Initiative: Regional Scale Nodes	
Eff:	9/1/2009	Classified: No
To:	John R. Delaney, Professor School Of Oceanography	\$ 2,767,118
For:	Ocean Observatories Initiative: Regional Scale Nodes	
Eff:	1/1/2010	Classified: No
Total for Consortium for Ocean Leadership, Inc.:		\$ 15,417,784

Health Alliance International (HAI)

To:	King Holmes, Chair Global Health	\$ 1,480,958
For:	Mozambique Health Committee 7	
Eff:	5/1/1992	Classified: No
Total for Health Alliance International (HAI):		\$ 1,480,958

Total for Associations and Non-Profits: \$ 16,898,742

Private Industry

Intel Corporation

To:	Dieter Fox, Associate Professor Computer Science & Eng	\$ 5,100,000
For:	ISTC Research Agreement	
Eff:	9/1/2011	Classified: No
Total for Intel Corporation:		\$ 5,100,000

Total for Private Industry: \$ 5,100,000

Total Contracts: \$ 21,998,742

Grand Total for all Awards \$ 111,036,905