

VII. STANDING COMMITTEES

B. Finance, Audit and Facilities Committee

Grant and Contract Awards Summary – August, 2011

RECOMMENDED ACTION

It is the recommendation of the administration and the Finance, Audit and Facilities Committee that the Board of Regents accept the Grant and Contract Awards of \$1,000,000 or more as presented in the attached report.

Attachment

Grant and Contract Awards Summary for August 2011

Grant and Contract Awards Summary

to

The Board of Regents

of the

University of Washington

for

August 2011

Office of Research

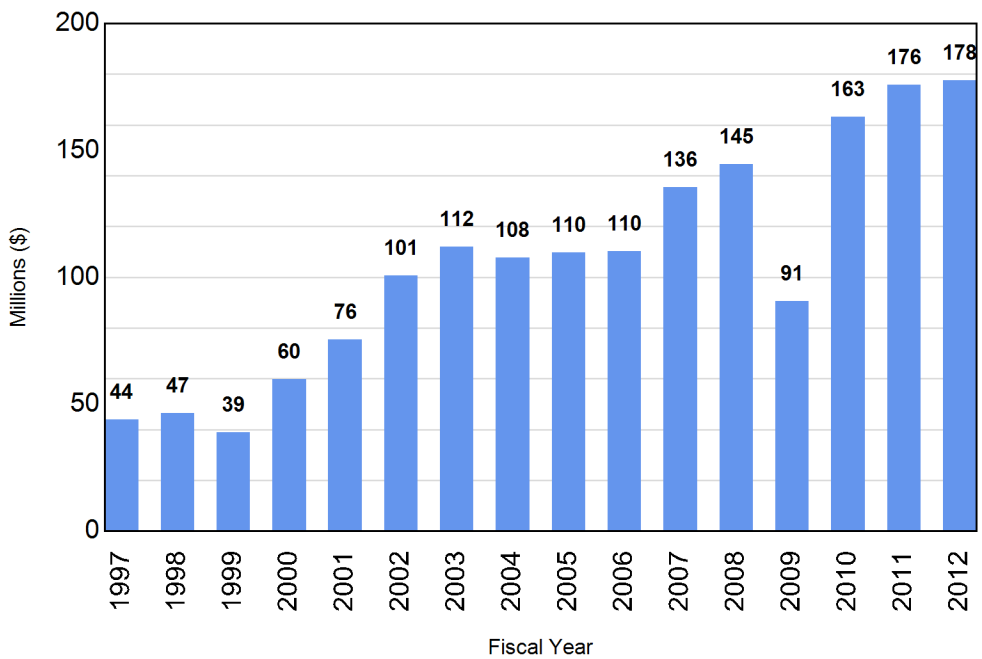
Office of Sponsored Programs

The numbers provided in this report are subject to adjustment at the time that the Annual Report of Sponsored Activity is published.
The changes would reflect modifications and additions to existing awards.

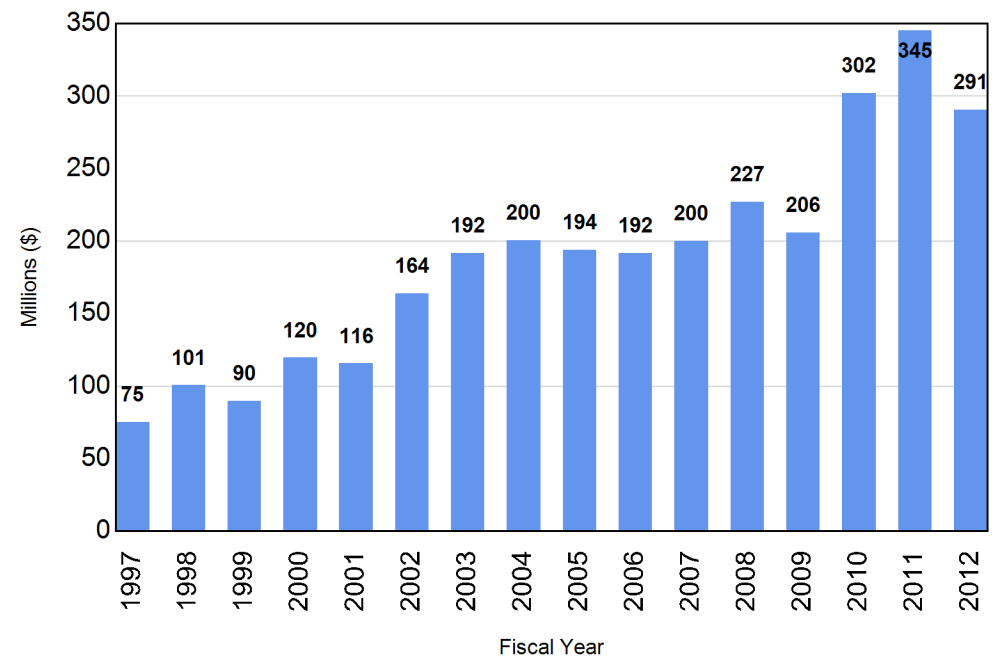
Table of Contents

Graphical Summary of Award Activity	3
Summary of Grant and Contract Awards	4
Comparison of Grants and Contract Awards by Agency	5
Comparison of Grants and Contract Awards by School/College	6
Summary of Grant Awards – Excluding Private Awards	7
Summary of Grant Awards - Private Awards	8
Summary of Contract Awards	9
Report of Grant & Contract Awards over \$1,000,000	10

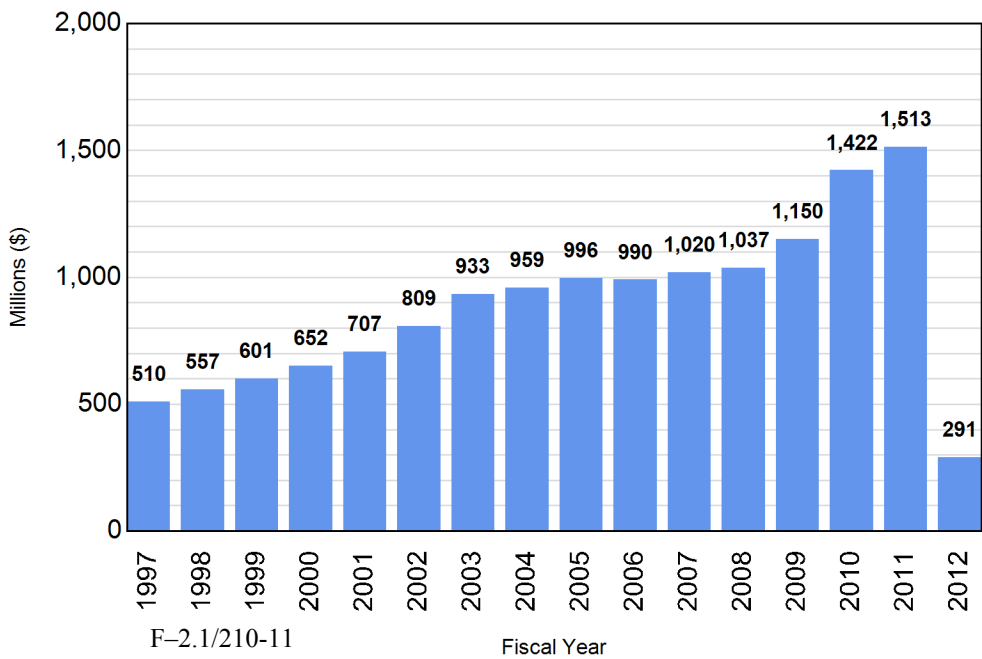
August Only
Comparison of Grant & Contract Awards




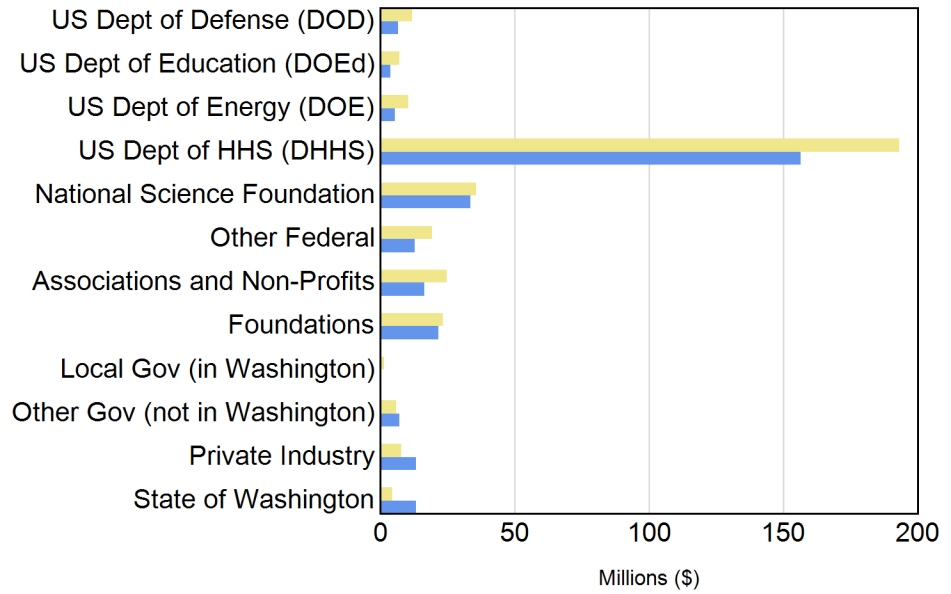
Fiscal Year to Date
Comparison of Grant & Contract Awards



Complete Fiscal Year
Comparison of Grant & Contract Awards



Fiscal Year to Date
Two-Year Comparison of Grant and Contract Awards



Summary of Grant and Contract Awards

Fiscal Year 2011-2012

Month	RESEARCH AND OTHER		TRAINING		Total Grants and Contracts
	Federal	Non-Federal	Federal	Non-Federal	
July	\$ 72,776,120	\$ 30,196,740	\$ 7,642,882	\$ 2,388,481	\$ 113,004,200
August	\$ 127,093,600	\$ 38,322,890	\$ 11,366,250	\$ 954,419	\$ 177,737,200
FY12 to Date	\$199,869,767	\$68,519,634	\$19,009,127	\$3,342,900	\$290,741,428
FY11 to Date	\$251,065,227	\$65,252,424	\$26,485,205	\$2,648,065	\$345,450,921
Over (Under) Previous Year	(\$51,195,459)	\$3,301,496	(\$7,476,078)	\$694,835	(\$54,675,206)

Assuming acceptance of all awards by the Board of Regents

Comparison of Grant and Contract Awards by Agency**Fiscal Years 2010-2011 and 2011-2012**

Agency	Jul-Aug FY11	Jul-Aug FY12
US Department of Defense (DOD)	\$ 11,867,882	\$ 6,653,255
US Department of Education (DOEd)	\$ 7,166,777	\$ 3,881,890
US Department of Energy (DOE)	\$ 10,484,360	\$ 5,444,455
US Department of Health and Human Services (DHHS)	\$ 193,135,699	\$ 156,452,019
National Science Foundation (NSF)	\$ 35,636,426	\$ 33,657,995
Other Federal	\$ 19,259,288	\$ 12,789,281
Subtotal for Federal :	\$ 277,550,431	\$ 218,878,894
Associations and Non-Profits	\$ 24,755,194	\$ 16,453,539
Foundations	\$ 23,344,181	\$ 21,613,703
Local Government (in Washington)	\$ 1,393,705	\$ 140,475
Other Government (not in Washington)	\$ 5,981,233	\$ 7,213,789
Private Industry	\$ 7,804,575	\$ 13,203,652
State of Washington	\$ 4,621,601	\$ 13,237,376
Subtotal for Non-Federal :	\$ 67,900,489	\$ 71,862,534
Grand Total :	\$ 345,450,921	\$ 290,741,428
Amount of Increase (Decrease) :		(\$ 54,709,492)
Percent of Increase (Decrease) :		(15.8 %)

Assuming acceptance of all awards by the Board of Regents

Comparison of Grant and Contract Awards by School/College

Fiscal Years 2010-2011 and 2011-2012

School/College	Jul-Aug FY11	Jul-Aug FY12
Upper Campus		
Architecture and Urban Planning	\$ 1,405,992	\$ 30,000
Arts and Sciences	\$ 16,253,031	\$ 19,346,269
College of the Environment	\$ 21,957,444	\$ 20,928,771
Director of Libraries	\$ 64,500	\$ 5,327,270
Education	\$ 4,936,570	\$ 613,914
Engineering	\$ 27,362,104	\$ 23,009,584
Evans School of Public Affairs	\$ 667,421	\$ 547,304
Executive Vice President		\$ 19,981
Foster School of Business	\$ 894,700	\$ 97,700
Graduate School	\$ 408,606	\$ 2,311,915
Information School	\$ 915,238	\$ 791,509
Law	\$ 1,209,134	\$ 298,052
Office of Research	\$ 19,389,622	\$ 10,157,756
Provost		\$ 29,468
Social Work	\$ 8,028,970	\$ 3,798,726
Undergraduate Education	\$ 289,302	\$ 57,475
VP Minority Affairs	\$ 1,883,762	\$ 525,841
Subtotal :	\$ 105,666,396	\$ 87,891,535
Health Sciences		
Dentistry	\$ 937,042	\$ 1,100,544
Medicine	\$ 188,963,506	\$ 158,432,450
Nursing	\$ 8,631,743	\$ 4,941,103
Pharmacy	\$ 4,922,447	\$ 3,874,156
Public Health	\$ 28,838,816	\$ 13,798,319
Subtotal :	\$ 232,293,554	\$ 182,146,572
Special Programs		
Alcohol and Drug Abuse Institute	\$ 1,075,913	\$ 628,148
CHDD Administration	\$ 1,327,618	\$ 1,441,030
Regional Primate Center	\$ 4,255,712	\$ 17,106,971
Subtotal :	\$ 6,659,243	\$ 19,176,149
Other UW Campuses		
Bothell	\$ 397,891	\$ 1,173,123
Tacoma	\$ 433,837	\$ 354,049
Subtotal :	\$ 831,728	\$ 1,527,172
Grand Total :	\$ 345,450,921	\$ 290,741,428

Assuming acceptance of all awards by the Board of Regents

Summary of Grant Awards

Fiscal Year 2011-2012

Excluding private awards from Foundations, Industry, Associations and Others

Month	RESEARCH AND OTHER		TRAINING		Total Grants
	Federal	Non-Federal	Federal	Non-Federal	
July	\$ 71,450,980	\$ 5,019,858	\$ 7,510,674	\$ 126,824	\$ 84,108,340
August	\$ 120,682,900	\$ 2,948,988	\$ 11,366,250	\$ 314,640	\$ 135,312,800
Year to Date	\$ 192,133,900	\$ 7,968,846	\$ 18,876,920	\$ 441,464	\$ 219,421,200

Assuming acceptance of all awards by the Board of Regents

Summary of Grant Awards

Fiscal Year 2011-2012

Private awards from Foundations, Industry, Associations and Others

Month	RESEARCH AND OTHER	TRAINING	Total Grants
July	\$ 21,192,800	\$ 165,382	\$ 21,358,180
August	\$ 20,936,170	\$ 425,819	\$ 21,361,990
Year to Date	\$ 42,128,970	\$ 591,201	\$ 42,720,170

Assuming acceptance of all awards by the Board of Regents

Summary of Contract Awards

Fiscal Year 2011-2012

Month	RESEARCH AND OTHER		TRAINING		Total Contracts
	Federal	Non-Federal	Federal	Non-Federal	
July	\$ 1,325,143	\$ 3,984,090	\$ 132,208	\$ 2,096,275	\$ 7,537,716
August	\$ 6,410,709	\$ 14,437,730	\$ 0	\$ 213,960	\$ 21,062,400
Year to Date	\$ 7,735,852	\$ 18,421,820	\$ 132,208	\$ 2,310,235	\$ 28,600,120

Assuming acceptance of all awards by the Board of Regents

**Report of Grant and Contract Awards
of \$1,000,000 or More**

August 2011

**Requiring action of
The Board of Regents
of the
University of Washington**

**Office of Research
Office of Sponsored Programs**

Detail of Public Grant Awards

Federal

US Department of Health and Human Services (DHHS)

Health Resources and Services Administration (HRSA)

To: King Holmes, Professor \$ 13,456,710
Global Health

For: Building Sustainable Human and Institutional Capacity for HIV Care

Eff: 4/1/2011 Classified: No

To: David H Spach, Professor \$ 2,209,401
Department Of Medicine

For: Regional AIDS Education and Training Centers Program

Eff: 7/1/2011 Classified: No

Total for Health Resources and Services Administration (HRSA): \$ 15,666,111

National Institute for Occupational Safety and Health (NIOSH)

To: Noah Seixas, Professor \$ 1,309,984
Enviro & Occup Health

For: Education and Research Center

Eff: 7/1/2011 Classified: No

Total for National Institute for Occupational Safety and Health (NIOSH): \$ 1,309,984

Detail of Public Grant Awards

Federal

US Department of Health and Human Services (DHHS)

National Institutes of Health (NIH)

To:	Dennis C Turk, Professor Anesthesiology&Pain Med	\$ 1,290,494
For:	Combined Behavioral & Analgesic Trial for Fibromyalgia (COMBAT-FM)	
Eff:	9/1/2011	Classified: No
To:	Trisha Nell Davis, Professor Biochemistry	\$ 2,565,863
For:	Comprehensive Biology: Exploiting the Yeast Genome	
Eff:	9/1/2011	Classified: No
To:	Bruce M. Psaty, Professor Department Of Medicine	\$ 1,398,235
For:	Prospective meta-analyses of drug-gene interactions: CHARGE GWAS consortium	
Eff:	8/10/2011	Classified: No
To:	Dedra Buchwald, Professor Department Of Medicine	\$ 2,091,137
For:	Center for Native Population Health Disparities	
Eff:	5/1/2011	Classified: No
To:	James Mullins, Professor Microbiology	\$ 2,502,001
For:	Immunological and Virological Events in Early HIV Infection	
Eff:	8/1/2011	Classified: No
To:	Dedra Buchwald, Professor Department Of Medicine	\$ 1,711,648
For:	Cerebrovascular Disease and its Consequences in the Strong Study Cohort	
Eff:	7/1/2011	Classified: No
To:	John Stamatoyannopoulos, Assistant Professor Genome Sciences	\$ 1,440,482
For:	Northwest Reference Epigenome Mapping Center	
Eff:	7/1/2011	Classified: No
To:	Robert Vessella, Associate Chair Urology	\$ 2,127,334
For:	Mechanisms and Markers of Prostate Cancer Metastases	
Eff:	8/1/2011	Classified: No
To:	Pradipsinh Rathod, Professor Chemistry	\$ 1,459,334
For:	Malaria Evolution in South Asia	
Eff:	7/1/2011	Classified: No
To:	Bruce Weir, Chair Biostatistics	\$ 1,218,136
For:	Randomized Clinical Trials - Whole Genome Studies Coordinating Center	
Eff:	8/1/2011	Classified: No

Detail of Public Grant Awards

Federal

US Department of Health and Human Services (DHHS)

National Institutes of Health (NIH)

National Cancer Institute (NCI)

To: Anirban Basu, Associate Professor \$ 1,452,899
Health Services/Main

For: Advancing Instrumental Variable Methods in Comparative
Effectiveness Research

Eff: 8/1/2011 Classified: No

Total for National Cancer Institute (NCI): \$ 1,452,899

National Institute of Allergy and Infectious Diseases (NIAID)

To: Samuel Miller, Professor \$ 1,146,805
Department Of Medicine

For: Molecular Basis of Nontypoidal Salmonella Emergence

Eff: 8/1/2011 Classified: No

*Total for National Institute of Allergy and Infectious Diseases
(NIAID):* \$ 1,146,805

National Institute of General Medical Sciences (NIGMS)

To: Kenneth Thummel, Professor \$ 2,007,290
Pharmaceutics

For: Pharmacogenetics in Rural and Underserved Populations

Eff: 7/1/2011 Classified: No

Total for National Institute of General Medical Sciences (NIGMS): \$ 2,007,290

Total for National Institutes of Health (NIH): \$ 22,411,658

Total for US Department of Health and Human Services (DHHS): \$ 39,387,753

Detail of Public Grant Awards

Federal

National Science Foundation (NSF)

National Science Foundation (NSF)

To:	Patricia Kuhl, Professor Speech & Hear Sci	\$ 2,200,000
For:	The LIFE Center: :earning In Formal & Informal Environments	
Eff:	10/1/2009	Classified: No
To:	Yoky Matsuoka, Associate Professor Computer Science & Eng	\$ 2,925,000
For:	NSF Engineering Research Center for Sensorimotor Neural Engineering	
Eff:	6/15/2011	Classified: No
To:	Larry R. Dalton, Professor Chemistry	\$ 2,656,000
For:	Center on Materials and Devices for Information Technology Research	
Eff:	8/1/2002	Classified: No
To:	David Stahl, Professor Civil & Envir Engineer	\$ 1,854,435
For:	Dimensions: Collaborative Research: Significance of nitrification in shaping planktonic biodiversity in the ocean	
Eff:	10/1/2010	Classified: No
To:	Daniel Schindler, Professor Aquatic&Fishery Scienc	\$ 1,499,997
For:	CNH: Diversification, Portfolio Effects, and the Sustainability of Fishing Communities	
Eff:	9/1/2011	Classified: No

Total for National Science Foundation (NSF): **\$ 11,135,432**

Total for National Science Foundation (NSF): **\$ 11,135,432**

Other Federal

National Oceanic and Atmospheric Administration (NOAA)

To:	David Martin, Apl-principal Oceanographer Applied Physics Lab	\$ 2,245,000
For:	Sustaining the NANOOS Regional Coastal Ocean Observing System (RCOOS)	
Eff:	6/1/2011	Classified: No
To:	Penelope Dalton, Director Marine Programs Office	\$ 1,525,000
For:	Program Plan for Renewal of Sea Grant College Support 2010-2014	
Eff:	12/1/2009	Classified: No

Total for National Oceanic and Atmospheric Administration (NOAA): **\$ 3,770,000**

Total for Other Federal: **\$ 3,770,000**

Total for Federal: **\$ 54,293,185**

Total Public Grants: **\$ 54,293,185**

Detail of Private Grant Awards

Foundations

Bill and Melinda Gates Foundation

To: Christopher J Murray, Professor \$ 7,184,488
Global Health

For: Disease Control Priorities Network

Eff: 4/1/2009

Classified: No

Total for Bill and Melinda Gates Foundation: \$ 7,184,488

Total for Foundations: \$ 7,184,488

Total Private Grants: \$ 7,184,488

Detail of Contract Awards

Federal

US Department of Defense (DOD)

Naval Surface Warfare Center

To: Gary Harkins, Associate Director \$ 1,750,001
 Applied Physics Lab
 For: FY11 AN/BQH-9 System Upgrades (O&MN)
 Eff: 2/3/2011 Classified: Yes

Total for Naval Surface Warfare Center: \$ 1,750,001

Total for US Department of Defense (DOD): \$ 1,750,001

US Department of Health and Human Services (DHHS)

National Institutes of Health (NIH)

To: Michael J Gale, Associate Professor \$ 2,149,625
 Immunology
 For: RIG-I-LIKE RECEPTORS AND NOVEL INNATE IMMUNE
 PATHWAYS FOR ADJUVANT DISCOVERY AND DEVELOPMENT
 Eff: 9/30/2009 Classified: No

Total for National Institutes of Health (NIH): \$ 2,149,625

Total for US Department of Health and Human Services (DHHS): \$ 2,149,625

Total for Federal: \$ 3,899,626

Private Industry

Edwards Lifesciences

To: Mark Reisman, Clinical Assistant Professor \$ 1,893,569
 Department Of Medicine
 For: Placement of Aortic Transcatheter Valves
 Eff: 7/15/2011 Classified: No

Total for Edwards Lifesciences: \$ 1,893,569

Sanofi-Aventis U.S.

To: Jeffrey Probstfield, Professor \$ 3,854,031
 Department Of Medicine
 For: Flucuation Reduction with Insulin and GLP-1 added together
 Eff: 7/11/2011 Classified: No

Total for Sanofi-Aventis U.S.: \$ 3,854,031

Total for Private Industry: \$ 5,747,600

State of Washington

Washington State Department of Health

To: Nanette Welton, Associate Librarian \$ 5,327,270
 Library
 For: HEAL-WA DOH Contract #N17243-2 Amendment
 Eff: 6/30/2011 Classified: No

Total for Washington State Department of Health: \$ 5,327,270

Total for State of Washington: \$ 5,327,270

Total Contracts: \$ 14,974,496

