

VII. STANDING COMMITTEES

B. Finance, Audit and Facilities Committee

Grant and Contract Awards Summary –June and July, 2011

RECOMMENDED ACTION:

It is the recommendation of the administration and the Finance, Audit and Facilities Committee that the Board of Regents accept the Grant and Contract Awards of \$1,000,000 or more as presented in the attached reports.

*Attachments*

1. Grant and Contract Awards Summary for June 2011
2. Grant and Contract Awards Summary for July 2011

---

---

# **Grant and Contract Awards Summary**

**to**

**The Board of Regents**

**of the**

**University of Washington**

**for**

**June 2011**

**Office of Research**

**Office of Sponsored Programs**

The numbers provided in this report are subject to adjustment at the time that the Annual Report of Sponsored Activity is published.  
The changes would reflect modifications and additions to existing awards.

---

---

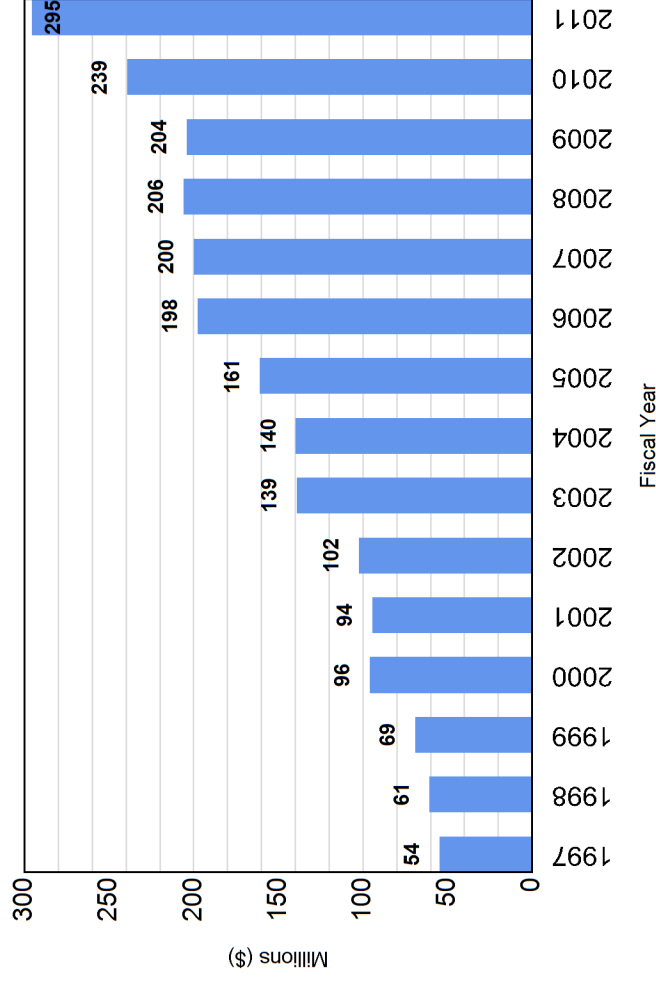
---

## Table of Contents

Graphical Summary of Award Activity	3
Summary of Grant and Contract Awards	4
Comparison of Grants and Contract Awards by Agency	5
Comparison of Grants and Contract Awards by School/College	6
Summary of Grant Awards – Excluding Private Awards	8
Summary of Grant Awards - Private Awards	9
Summary of Contract Awards	10
Report of Grant & Contract Awards over \$1,000,000	11

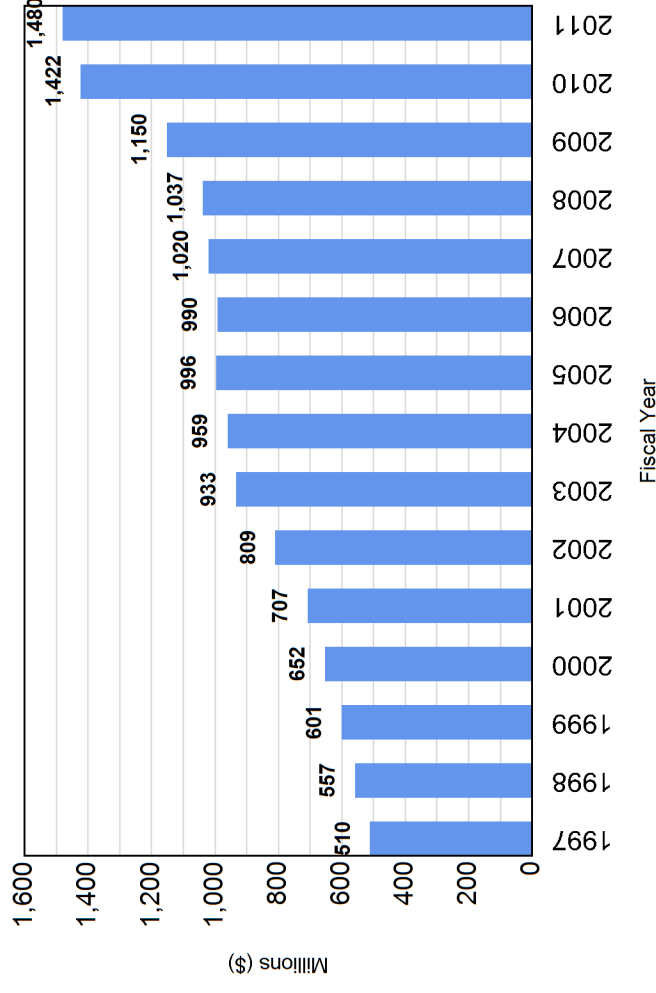
### June Only

Comparison of Grant & Contract Awards



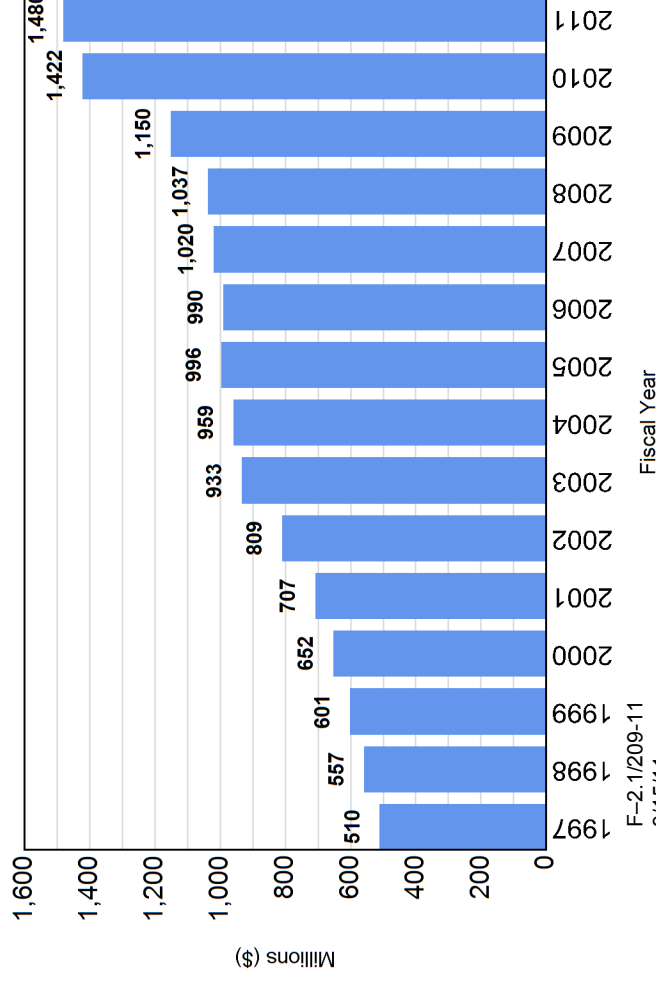
### Fiscal Year to Date

Comparison of Grant & Contract Awards



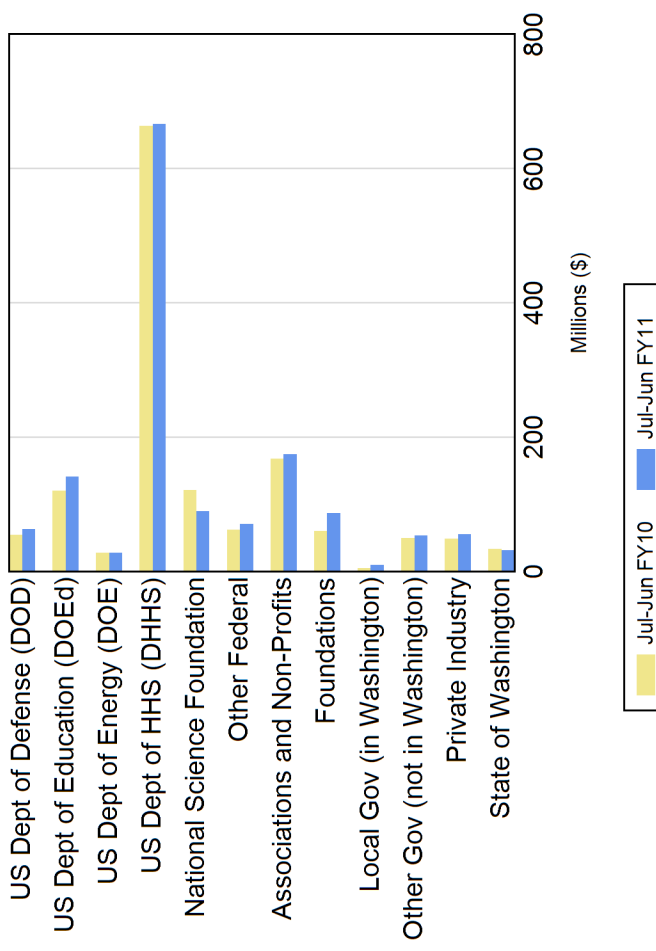
### Complete Fiscal Year

Comparison of Grant & Contract Awards



### Fiscal Year to Date

Two-Year Comparison of Grant and Contract Awards



**Summary of Grant and Contract Awards**

**Fiscal Year 2010-2011**

<b>Month</b>	<b>RESEARCH AND OTHER</b>		<b>TRAINING</b>		<b>Total Grants and Contracts</b>
	<b>Federal</b>	<b>Non-Federal</b>	<b>Federal</b>	<b>Non-Federal</b>	
July	\$ 116,733,700	\$ 35,329,350	\$ 15,457,740	\$ 2,100,929	\$ 169,621,700
August	\$ 134,331,600	\$ 29,923,070	\$ 11,027,470	\$ 547,136	\$ 175,829,200
September	\$ 163,760,900	\$ 43,428,850	\$ 46,816,820	\$ 5,296,927	\$ 259,303,500
October	\$ 51,765,760	\$ 29,066,660	\$ 4,078,383	\$ 318,448	\$ 85,229,260
November	\$ 24,811,640	\$ 25,350,030	\$ 377,023	\$ 2,265,686	\$ 52,804,390
December	\$ 30,371,510	\$ 69,486,650	\$ 903,062	\$ 2,025,040	\$ 102,786,300
January	\$ 21,149,220	\$ 22,518,720	\$ 313,312	\$ 1,315,247	\$ 45,296,500
February	\$ 29,168,220	\$ 20,090,680	\$ 1,804,443	\$ 81,596	\$ 51,144,950
March	\$ 65,970,380	\$ 22,050,730	\$ 3,130,270	\$ 796,849	\$ 91,948,230
April	\$ 39,130,620	\$ 18,976,640	\$ 3,758,425	\$ 947,001	\$ 62,812,690
May	\$ 32,014,120	\$ 33,050,660	\$ 21,069,090	\$ 1,594,313	\$ 87,728,180
June	\$ 230,867,700	\$ 47,102,960	\$ 14,997,610	\$ 2,409,401	\$ 295,377,700
<b>FY11 to Date</b>	<b>\$940,075,272</b>	<b>\$396,375,016</b>	<b>\$123,733,653</b>	<b>\$19,698,572</b>	<b>\$1,479,882,513</b>
<b>FY10 to Date</b>	<b>\$926,527,850</b>	<b>\$357,074,962</b>	<b>\$125,726,721</b>	<b>\$12,370,491</b>	<b>\$1,421,700,024</b>
<b>Over (Under) Previous Year</b>	<b>\$13,547,422</b>	<b>\$40,117,281</b>	<b>(\$1,993,068)</b>	<b>\$7,328,081</b>	<b>\$58,999,716</b>

*Assuming acceptance of all awards by the Board of Regents*

**Comparison of Grant and Contract Awards by Agency**

**Fiscal Years 2009-2010 and 2010-2011**

<b>Agency</b>	<b>FY10</b>	<b>FY11</b>
US Department of Defense (DOD)	\$ 54,969,774	\$ 63,917,127
US Department of Education (DOEd)	\$ 121,216,940	\$ 142,238,849
US Department of Energy (DOE)	\$ 28,128,361	\$ 28,572,353
US Department of Health and Human Services (DHHS)	\$ 664,070,552	\$ 667,447,921
National Science Foundation (NSF)	\$ 121,490,319	\$ 90,613,693
Other Federal	\$ 62,378,626	\$ 71,018,982
<b>Subtotal for Federal :</b>	<b>\$ 1,052,254,571</b>	<b>\$ 1,063,808,925</b>
Associations and Non-Profits	\$ 168,878,476	\$ 175,166,045
Foundations	\$ 60,915,668	\$ 87,573,460
Local Government (in Washington)	\$ 5,662,059	\$ 10,425,153
Other Government (not in Washington)	\$ 50,424,415	\$ 54,365,817
Private Industry	\$ 49,148,304	\$ 56,290,545
State of Washington	\$ 34,416,530	\$ 32,252,567
<b>Subtotal for Non-Federal :</b>	<b>\$ 369,445,453</b>	<b>\$ 416,073,588</b>
<b>Grand Total :</b>	<b>\$ 1,421,700,024</b>	<b>\$ 1,479,882,513</b>
<b>Amount of Increase (Decrease) :</b>		<b>\$ 58,182,489</b>
<b>Percent of Increase (Decrease) :</b>		<b>4.1 %</b>

*Assuming acceptance of all awards by the Board of Regents*

**Comparison of Grant and Contract Awards by School/College**

Fiscal Years 2009-2010 and 2010-2011

School/College	FY10	FY11
<b>Upper Campus</b>		
Architecture and Urban Planning	\$ 1,987,221	\$ 3,380,510
Arts and Sciences	\$ 108,396,311	\$ 91,334,606
Center for Commercialization		\$ 291,264
College of the Environment	\$ 37,849,455	\$ 120,909,942
Director of Libraries	\$ 1,663,292	\$ 4,160,902
Education	\$ 4,782,537	\$ 21,735,588
Educational Outreach	\$ 123,000	\$ 212,500
Engineering	\$ 96,287,664	\$ 105,411,859
Evans School of Public Affairs	\$ 1,256,282	\$ 1,828,438
Executive Vice President		\$ 2,446,340
External Affairs		\$ 52,018
Forest Resources	\$ 2,951,558	
Foster School of Business	\$ 1,072,257	\$ 1,344,092
Graduate School	\$ 7,778,468	\$ 4,159,918
Information School	\$ 6,956,957	\$ 2,237,074
Law	\$ 1,461,814	\$ 2,548,512
Ocean and Fishery Sciences	\$ 91,894,432	\$ 9,451,286
Office of Research	\$ 49,290,986	\$ 51,663,737
Provost	\$ 35,000	\$ 60,480
Social Work	\$ 22,315,895	\$ 21,210,274
Undergraduate Education	\$ 213,373	\$ 1,584,769
VP Minority Affairs	\$ 6,002,595	\$ 8,631,783
VP Student Life	\$ 104,680,808	\$ 115,894,126
<b>Subtotal :</b>	<b>\$ 546,999,905</b>	<b>\$ 570,550,017</b>
<b>Health Sciences</b>		
Dentistry	\$ 12,874,689	\$ 8,787,218
Medicine	\$ 697,259,894	\$ 715,722,822
Nursing	\$ 17,304,723	\$ 17,793,736
Pharmacy	\$ 15,680,624	\$ 15,065,565
Public Health	\$ 93,323,050	\$ 118,957,972
<b>Subtotal :</b>	<b>\$ 836,442,980</b>	<b>\$ 876,327,313</b>
<b>Special Programs</b>		
Alcohol and Drug Abuse Institute	\$ 3,611,505	\$ 3,905,898
CHDD Administration	\$ 7,413,735	\$ 5,131,187
Hall Health Primary Care Center		\$ 283,155
Regional Primate Center	\$ 24,422,598	\$ 12,465,115
<b>Subtotal :</b>	<b>\$ 35,447,838</b>	<b>\$ 21,785,355</b>

School/College	FY10	FY11
<b>Other UW</b>		
<b>Campuses</b>		
Bothell	\$ 2,279,457	\$ 4,608,959
Tacoma	\$ 529,844	\$ 6,610,869
<b>Subtotal :</b>	\$ 2,809,301	\$ 11,219,828
<b>Grand Total :</b>	\$ 1,421,700,024	\$ 1,479,882,513

**Note:** Effective with the 2011 fiscal year, awards in the College of the Environment include awards previously included in Forest Resources, Ocean and Fishery Sciences, and the Office of Research. As a result, comparisons between 2010 and 2011 are affected.

*Assuming acceptance of all awards by the Board of Regents*



---

---

**Summary of Grant Awards****Fiscal Year 2010-2011***Excluding private awards from Foundations, Industry, Associations and Others*

---

<b>Month</b>	<b>RESEARCH AND OTHER</b>		<b>TRAINING</b>		<b>Total Grants</b>
	<b>Federal</b>	<b>Non-Federal</b>	<b>Federal</b>	<b>Non-Federal</b>	
July	\$ 110,707,300	\$ 3,759,472	\$ 15,393,240	\$ 1,192,557	\$ 131,052,500
August	\$ 130,080,400	\$ 3,781,791	\$ 11,027,470	\$ 202,523	\$ 145,092,100
September	\$ 160,838,900	\$ 11,810,130	\$ 46,627,480	\$ 4,129,317	\$ 223,405,800
October	\$ 39,992,300	\$ 6,303,664	\$ 4,078,383	\$ 70,000	\$ 50,444,340
November	\$ 19,016,630	\$ 5,976,814	\$ 295,100	\$ 272,797	\$ 25,561,340
December	\$ 29,895,950	\$ 5,642,230	\$ 903,062	\$ 450,000	\$ 36,891,240
January	\$ 18,002,730	\$ 3,825,736	\$ 313,312	\$ 379,061	\$ 22,520,840
February	\$ 27,714,370	\$ 2,549,086	\$ 1,804,443	\$ 0	\$ 32,067,900
March	\$ 63,770,480	\$ 2,377,294	\$ 3,130,270	\$ 0	\$ 69,278,040
April	\$ 34,789,760	\$ 2,894,920	\$ 3,758,425	\$ 63,500	\$ 41,506,600
May	\$ 29,220,120	\$ 5,242,884	\$ 21,069,090	\$ 79,095	\$ 55,611,190
June	\$ 223,133,000	\$ 5,727,260	\$ 14,997,610	\$ 657,787	\$ 244,515,600
<b>Year to Date</b>	<b>\$ 887,161,800</b>	<b>\$ 59,891,280</b>	<b>\$ 123,397,900</b>	<b>\$ 7,496,637</b>	<b>\$ 1,077,948,000</b>

---

*Assuming acceptance of all awards by the Board of Regents*

---

---

**Summary of Grant Awards****Fiscal Year 2010-2011***Private awards from Foundations, Industry, Associations and Others*

---

<b>Month</b>	<b>RESEARCH AND OTHER</b>	<b>TRAINING</b>	<b>Total Grants</b>
July	\$ 24,990,810	\$ 369,153	\$ 25,359,960
August	\$ 22,428,710	\$ 121,830	\$ 22,550,540
September	\$ 27,254,490	\$ 573,762	\$ 27,828,250
October	\$ 15,102,430	\$ 237,448	\$ 15,339,870
November	\$ 17,563,950	\$ 752,796	\$ 18,316,740
December	\$ 56,292,190	\$ 1,182,000	\$ 57,474,190
January	\$ 11,999,310	\$ 878,186	\$ 12,877,490
February	\$ 14,473,530	\$ 31,596	\$ 14,505,130
March	\$ 10,742,340	\$ 362,021	\$ 11,104,360
April	\$ 9,784,813	\$ 534,641	\$ 10,319,450
May	\$ 19,814,630	\$ 495,875	\$ 20,310,500
June	\$ 24,431,690	\$ 633,811	\$ 25,065,500
<b>Year to Date</b>	<b>\$ 254,878,900</b>	<b>\$ 6,173,118</b>	<b>\$ 261,052,000</b>

---

*Assuming acceptance of all awards by the Board of Regents*

---

---

**Summary of Contract Awards**Fiscal Year 2010-2011

---

Month	RESEARCH AND OTHER		TRAINING		Total Contracts
	Federal	Non-Federal	Federal	Non-Federal	
July	\$ 6,026,372	\$ 6,579,072	\$ 64,500	\$ 539,219	\$ 13,209,160
August	\$ 4,251,216	\$ 3,712,571	\$ 0	\$ 222,783	\$ 8,186,570
September	\$ 2,921,990	\$ 4,364,239	\$ 189,348	\$ 593,848	\$ 8,069,425
October	\$ 11,773,470	\$ 7,660,575	\$ 0	\$ 11,000	\$ 19,445,040
November	\$ 5,795,018	\$ 1,809,275	\$ 81,923	\$ 1,240,093	\$ 8,926,309
December	\$ 475,560	\$ 7,552,227	\$ 0	\$ 393,040	\$ 8,420,827
January	\$ 3,146,495	\$ 6,693,681	\$ 0	\$ 58,000	\$ 9,898,176
February	\$ 1,453,857	\$ 3,068,064	\$ 0	\$ 50,000	\$ 4,571,921
March	\$ 2,199,904	\$ 8,931,102	\$ 0	\$ 434,828	\$ 11,565,830
April	\$ 4,340,862	\$ 6,296,907	\$ 0	\$ 348,860	\$ 10,986,630
May	\$ 2,793,998	\$ 7,993,151	\$ 0	\$ 1,019,343	\$ 11,806,490
June	\$ 7,734,724	\$ 16,944,000	\$ 0	\$ 1,117,803	\$ 25,796,530
<b>Year to Date</b>	<b>\$ 52,913,460</b>	<b>\$ 81,604,860</b>	<b>\$ 335,771</b>	<b>\$ 6,028,817</b>	<b>\$ 140,882,900</b>

---

*Assuming acceptance of all awards by the Board of Regents*

---

---

**Report of Grant and Contract Awards  
of \$1,000,000 or More**

**June 2011**

**Requiring action of  
The Board of Regents  
of the  
University of Washington**

**Office of Research  
Office of Sponsored Programs**

---

---

**Detail of Public Grant Awards**

**Federal**

**US Department of Defense (DOD)**

**Office of Naval Research (ONR)**

To: Kristi Hill, Assistant Professor \$ 1,499,930  
 Aero And Astro

For: AIRFOILS: Animal Inspired Robust Flight with Outer and Inner Loop  
 Strategies

Eff: 8/1/2010 Classified: No

**Total for Office of Naval Research (ONR): \$ 1,499,930**

**Total for US Department of Defense (DOD): \$ 1,499,930**

**US Department of Education (DOEd)**

**Institute of Education Sciences (IES)**

To: Robert D Abbott, Professor \$ 1,172,790  
 Dept Of Education

For: Preparing Scholars for Rigorous Mixed-Method Studies of K-20  
 Education Policies and Programs: The Collaborative Researchers  
 for Education Sciences Training (CREST) Program, University of  
 Washington

Eff: 7/1/2011 Classified: No

**Total for Institute of Education Sciences (IES): \$ 1,172,790**

**Office of Federal Student Aid (FSA)**

To: Sharon K. Lewis, Director \$ 43,600,000  
 Student Financial Aid

For: Pell Grant

Eff: 7/1/2010 Classified: No

To: Sharon K. Lewis, Director \$ 2,268,826  
 Student Financial Aid

For: Supplemental Educational Opportunity Grant Program

Eff: 7/1/2010 Classified: No

To: Sharon K. Lewis, Director \$ 2,390,047  
 Student Financial Aid

For: Federal Work Study

Eff: 7/1/2010 Classified: No

To: Sharon K. Lewis, Director \$ 1,069,637  
 Student Financial Aid

For: State Work Study

Eff: 7/1/2010 Classified: No

**Total for Office of Federal Student Aid (FSA): \$ 49,328,510**

**Total for US Department of Education (DOEd): \$ 50,501,300**

Detail of Public Grant Awards

Federal

---

**US Department of Energy (DOE)**

**US Department of Energy (DOE)**

To: Laurence G Yaffe, Professor \$ 1,233,000  
Physics

For: Theoretical and Experimental Particle Physics

Eff: 4/1/1996 Classified: No

**Total for US Department of Energy (DOE): \$ 1,233,000**

**Total for US Department of Energy (DOE): \$ 1,233,000**

**US Department of Health and Human Services (DHHS)**

**Health Resources and Services Administration (HRSA)**

To: King Holmes, Professor \$ 1,750,000  
Global Health

For: Building Sustainable Human and Institutional Capacity for HIV Care

Eff: 4/1/2011 Classified: No

**Total for Health Resources and Services Administration (HRSA): \$ 1,750,000**

**Detail of Public Grant Awards**

**Federal**

**US Department of Health and Human Services (DHHS)**

**National Institutes of Health (NIH)**

To:	Murray Raskind, Professor Psychiatry	\$ 2,787,045
For:	Alzheimer's Disease Research Center	
Eff:	7/1/2011	Classified: No
To:	G Stamatoyannopoulos, Professor Department Of Medicine	\$ 2,383,844
For:	Stem Cell Gene Therapy for Hemoglobinopathies	
Eff:	4/1/2011	Classified: No
To:	David Eaton, Professor Enviro & Occup Health	\$ 1,698,601
For:	Center for Ecogenetics and Environmental Health	
Eff:	4/1/2011	Classified: No
To:	Walter A Kukull, Director Epidemiology	\$ 3,293,180
For:	National Alzheimer's Coordinating Center	
Eff:	7/1/2011	Classified: No
To:	Alan Chait, Professor Department Of Medicine	\$ 2,226,221
For:	Pathobiology of Macrovascular Disease in Diabetes	
Eff:	6/1/2011	Classified: No
To:	Peter M Milgrom, Professor Oral Health Sciences	\$ 1,024,481
For:	Northwest/Alaska/Hawaii Center to Reduce Oral Health Disparities	
Eff:	6/1/2011	Classified: No
To:	King K. Holmes, Chair Global Health	\$ 3,231,111
For:	University of Washington Center for AIDS Research	
Eff:	6/1/2011	Classified: No
To:	Raymond Monnat, Professor Pathology	\$ 1,442,050
For:	Human RecQ helicases in biology and oncology	
Eff:	7/1/2011	Classified: No
To:	Alan Chait, Professor Department Of Medicine	\$ 1,178,358
For:	Clinical Nutrition Research Unit	
Eff:	7/1/2011	Classified: No
To:	Evan Eichler, Professor Genome Sciences	\$ 1,011,588
For:	Human Genome Structural Variaton	
Eff:	7/1/2011	Classified: No

**Detail of Public Grant Awards**

**Federal**

**US Department of Health and Human Services (DHHS)**

**National Institutes of Health (NIH)**

*National Institute of Allergy and Infectious Diseases (NIAID)*

To: Wesley Van Voorhis, Professor \$ 1,013,092  
 Department Of Medicine

For: Calcium Dependent Protein Kinase 1 as a drug target for T. gondii  
 and C. parvum

Eff: 7/1/2010 Classified: No

*Total for National Institute of Allergy and Infectious Diseases  
 (NIAID): \$ 1,013,092*

*National Institute of Environmental Health and Science (NIEHS)*

To: Joel Kaufman, Professor \$ 2,387,913  
 Enviro & Occup Health

For: DISCOVER Center: Cardiovascular Disease and Traffic-Related Air  
 Pollution

Eff: 6/1/2011 Classified: No

To: Terrance Kavanagh, Professor \$ 1,109,693  
 Enviro & Occup Health

For: Linking the physical and chemical characteristics of Qdots to their  
 Toxicity

Eff: 5/1/2011 Classified: No

*Total for National Institute of Environmental Health and Science  
 (NIEHS): \$ 3,497,606*

*National Institute of General Medical Sciences (NIGMS)*

To: Marshall Horwitz, Professor \$ 1,295,836  
 Pathology

For: Medical Scientist Training Program

Eff: 7/1/2011 Classified: No

*Total for National Institute of General Medical Sciences (NIGMS): \$ 1,295,836*

**Total for National Institutes of Health (NIH): \$ 26,083,013**

**Total for US Department of Health and Human Services (DHHS): \$ 27,833,013**

**Total for Federal: \$ 81,067,243**

**Total Public Grants: \$ 81,067,243**



**Detail of Private Grant Awards**

**Foundations**

---

**Bill and Melinda Gates Foundation**

To: Zoran Popovic, Associate Professor  
Computer Science & Eng \$ 2,558,746

For: Finding and Assessing Long-Lasting Optimal Pathways for  
Conceptual Understanding of Pre-algebra Concepts in an Interactive  
Game World

Eff: 6/22/2011 Classified: No

**Total for Bill and Melinda Gates Foundation: \$ 2,558,746**

**Wallace H. Coulter Foundation**

To: Paul Yager, Chair  
Bioengineering \$ 2,500,000

For: UW Translational Research Partnerships in Biomedical Engineering

Eff: 6/20/2011 Classified: No

**Total for Wallace H. Coulter Foundation: \$ 2,500,000**

**Total for Foundations: \$ 5,058,746**

**Total Private Grants: \$ 5,058,746**

**Detail of Contract Awards**

**Federal**

---

**US Department of Health and Human Services (DHHS)**

**National Institutes of Health (NIH)**

*National Heart, Lung, and Blood Institute (NHLBI)*

To: Deborah Nickerson, Professor  
Genome Sciences \$ 6,329,527

For: UW NHLBI Resequencing and Genotyping Center

Eff: 6/1/2011 Classified: No

*Total for National Heart, Lung, and Blood Institute (NHLBI): \$ 6,329,527*

*National Institute of Allergy and Infectious Diseases (NIAID)*

To: David Anderson, Associate Director  
Regional Primate Ctr \$ 3,644,046

For: Simian Vaccine Evaluation Unit - 4

Eff: 6/1/2011 Classified: No

*Total for National Institute of Allergy and Infectious Diseases (NIAID): \$ 3,644,046*

*National Library of Medicine (NLM)*

To: Lizabeth Wilson, Dean Of University Libraries  
Library \$ 1,466,848

For: National Network of Libraries of Medicine, Reg 6, Pacific NW  
Region, 2011-2016

Eff: 5/1/2011 Classified: No

*Total for National Library of Medicine (NLM): \$ 1,466,848*

**Total for National Institutes of Health (NIH): \$ 11,440,421**

**Total for US Department of Health and Human Services (DHHS): \$ 11,440,421**

**Total for Federal: \$ 11,440,421**

## Detail of Contract Awards

### Associations and Non-Profits

---

#### George Washington University

To: Santica Marcovina, Research Professor \$ 1,059,766  
Department Of Medicine

For: Diabetes Prevention Program Outcome Study

Eff: 2/1/2011 Classified: No

**Total for George Washington University: \$ 1,059,766**

**Total for Associations and Non-Profits: \$ 1,059,766**

### Foundations

---

#### Bill and Melinda Gates Foundation

To: Dilys Walker, Assoc Professor \$ 1,094,604  
Global Health

For: Improving Maternal Health in Mesoamerica through Task Shifting,  
Training, Implementation and Evaluation

Eff: 5/1/2011 Classified: No

**Total for Bill and Melinda Gates Foundation: \$ 1,094,604**

#### The Johnson Center for Child Health and Development

To: Gene Sackett, Professor Emeritus \$ 1,292,858  
Psychology

For: A primate model of gut, immune and central nervous system  
interactions in response to childhood vaccines

Eff: 5/1/2008 Classified: No

**Total for The Johnson Center for Child Health and Development: \$ 1,292,858**

**Total for Foundations: \$ 2,387,462**

### State of Washington

---

#### Washington State Department of Health

To: Nanette Welton, Associate Librarian \$ 1,900,000  
Library

For: HEAL-WA DOH Contract #N17243-1 Amendment

Eff: 12/1/2008 Classified: No

**Total for Washington State Department of Health: \$ 1,900,000**

**Total for State of Washington: \$ 1,900,000**

**Total Contracts: \$ 16,787,649**

**Grand Total for all Awards \$ 102,913,638**

---

---

# **Grant and Contract Awards Summary**

**to**

**The Board of Regents**

**of the**

**University of Washington**

**for**

**July 2011**

**Office of Research**

**Office of Sponsored Programs**

The numbers provided in this report are subject to adjustment at the time that the Annual Report of Sponsored Activity is published.  
The changes would reflect modifications and additions to existing awards.

---

---

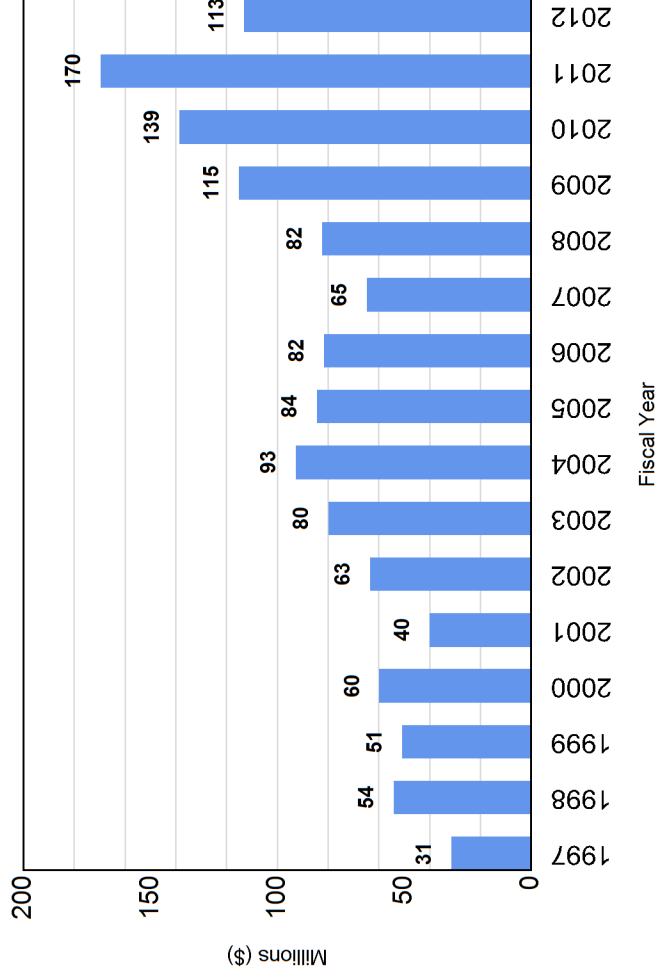
---

## Table of Contents

Graphical Summary of Award Activity	3
Summary of Grant and Contract Awards	4
Comparison of Grants and Contract Awards by Agency	5
Comparison of Grants and Contract Awards by School/College	6
Summary of Grant Awards – Excluding Private Awards	7
Summary of Grant Awards - Private Awards	8
Summary of Contract Awards	9
Report of Grant & Contract Awards over \$1,000,000	10

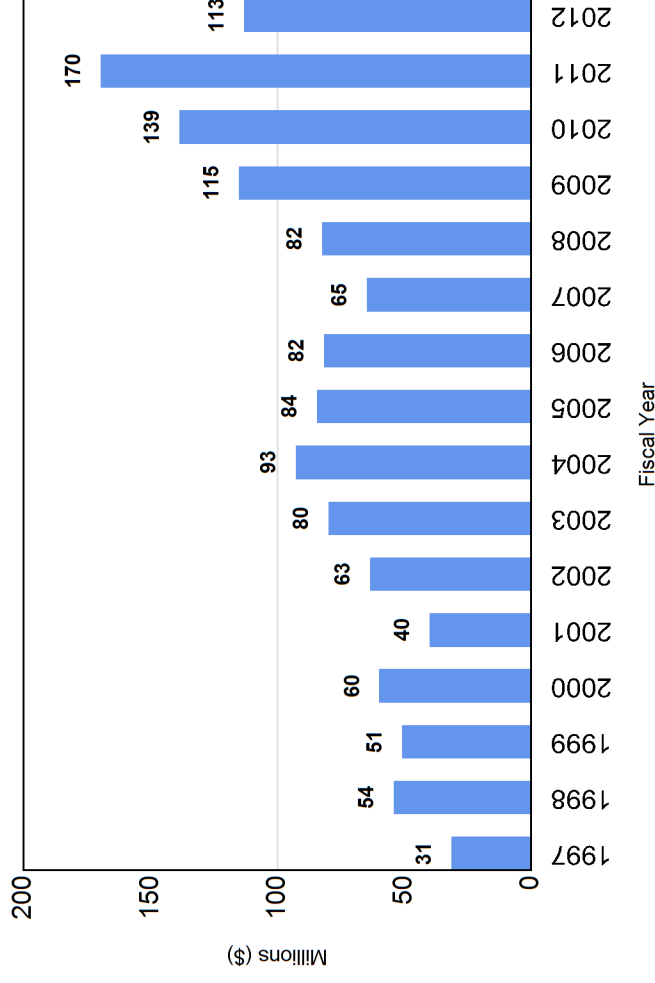
### July Only

#### Comparison of Grant & Contract Awards



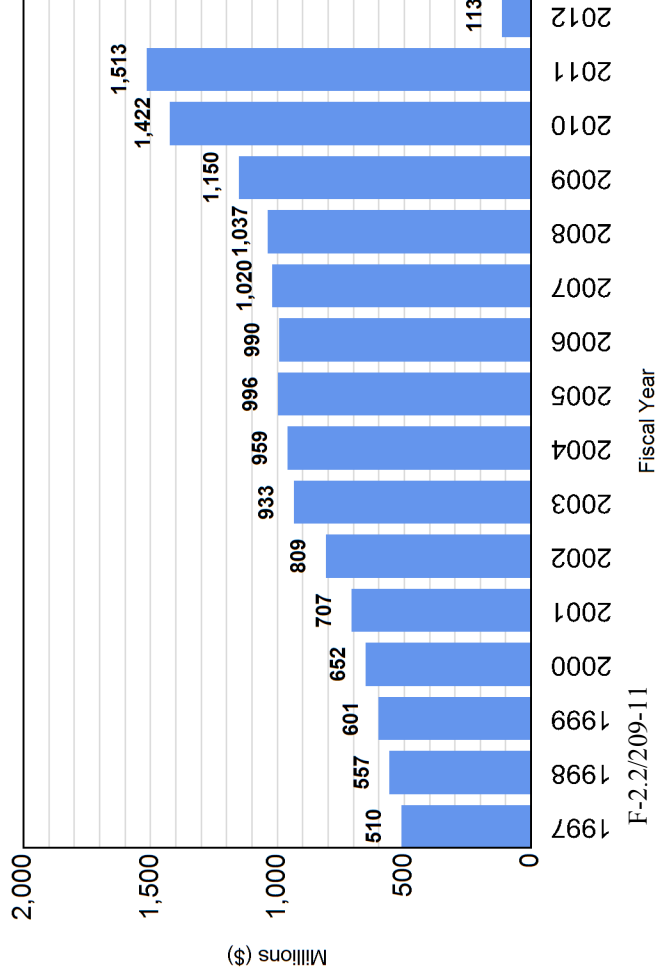
### Fiscal Year to Date

#### Comparison of Grant & Contract Awards



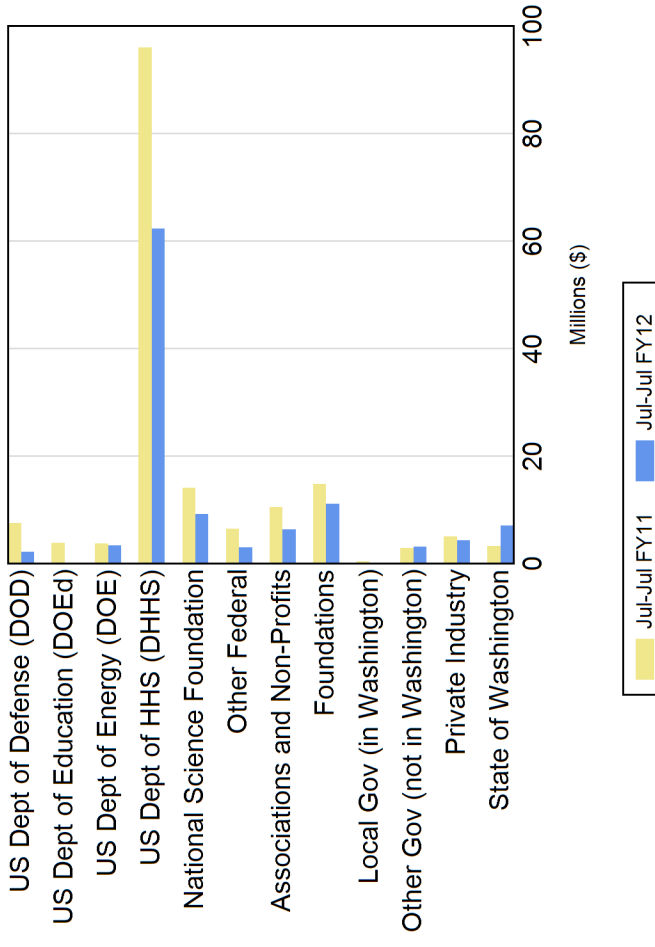
### Complete Fiscal Year

#### Comparison of Grant & Contract Awards



### Fiscal Year to Date

#### Two-Year Comparison of Grant and Contract Awards



---

---

**Summary of Grant and Contract Awards**

Fiscal Year 2011-2012

---

<b>Month</b>	<b>RESEARCH AND OTHER</b>		<b>TRAINING</b>		<b>Total Grants and Contracts</b>
	<b>Federal</b>	<b>Non-Federal</b>	<b>Federal</b>	<b>Non-Federal</b>	
July	\$ 72,776,120	\$ 30,196,740	\$ 7,642,882	\$ 2,388,481	\$ 113,004,200
<b>FY12 to Date</b>	<b>\$72,776,122</b>	<b>\$30,196,744</b>	<b>\$7,642,882</b>	<b>\$2,388,481</b>	<b>\$113,004,229</b>
<b>FY11 to Date</b>	<b>\$116,733,654</b>	<b>\$35,329,350</b>	<b>\$15,457,735</b>	<b>\$2,100,929</b>	<b>\$169,621,668</b>
<b>Over (Under) Previous Year</b>	<b>(\$43,957,532)</b>	<b>(\$5,129,399)</b>	<b>(\$7,814,853)</b>	<b>\$287,552</b>	<b>(\$56,614,233)</b>

*Assuming acceptance of all awards by the Board of Regents*

**Comparison of Grant and Contract Awards by Agency**

Fiscal Years 2010-2011 and 2011-2012

<b>Agency</b>	<b>Jul-Jul FY11</b>	<b>Jul-Jul FY12</b>
US Department of Defense (DOD)	\$ 7,633,467	\$ 2,194,227
US Department of Education (DOEd)	\$ 3,955,203	\$ 0
US Department of Energy (DOE)	\$ 3,774,749	\$ 3,393,278
US Department of Health and Human Services (DHHS)	\$ 96,130,480	\$ 62,438,804
National Science Foundation (NSF)	\$ 14,150,048	\$ 9,282,079
Other Federal	\$ 6,547,442	\$ 3,110,616
<b>Subtotal for Federal :</b>	<b>\$ 132,191,389</b>	<b>\$ 80,419,004</b>
Associations and Non-Profits	\$ 10,535,928	\$ 6,430,685
Foundations	\$ 14,904,287	\$ 11,216,309
Local Government (in Washington)	\$ 497,952	\$ 129,453
Other Government (not in Washington)	\$ 2,975,877	\$ 3,207,700
Private Industry	\$ 5,163,628	\$ 4,430,137
State of Washington	\$ 3,352,607	\$ 7,170,941
<b>Subtotal for Non-Federal :</b>	<b>\$ 37,430,279</b>	<b>\$ 32,585,225</b>
<b>Grand Total :</b>	<b>\$ 169,621,668</b>	<b>\$ 113,004,229</b>
<b>Amount of Increase (Decrease) :</b>		<b>(\$ 56,617,439)</b>
<b>Percent of Increase (Decrease) :</b>		<b>(33.4 %)</b>

*Assuming acceptance of all awards by the Board of Regents*

---

---

**Comparison of Grant and Contract Awards by School/College**Fiscal Years 2010-2011 and 2011-2012

---

School/College	Jul-Jul FY11	Jul-Jul FY12
<b>Upper Campus</b>		
Architecture and Urban Planning	\$ 2,500	\$ 20,000
Arts and Sciences	\$ 7,150,604	\$ 3,356,171
College of the Environment	\$ 14,349,131	\$ 9,154,985
Director of Libraries	\$ 64,500	
Education	\$ 1,971,039	\$ 22,721
Engineering	\$ 8,117,835	\$ 8,803,859
Foster School of Business	\$ 894,700	
Graduate School	\$ 76,246	\$ 1,771,056
Information School	\$ 189,876	\$ 80,256
Law		\$ 90,000
Ocean and Fishery Sciences	\$ 451,702	\$ 609,964
Office of Research	\$ 7,052,844	\$ 2,169,765
Social Work	\$ 6,400,373	\$ 3,083,801
Undergraduate Education		\$ 17,477
VP Minority Affairs	\$ 387,955	
<b>Subtotal :</b>	<b>\$ 47,109,305</b>	<b>\$ 29,180,055</b>
<b>Health Sciences</b>		
Dentistry	\$ 589,552	\$ 97,239
Medicine	\$ 96,927,153	\$ 59,553,095
Nursing	\$ 5,726,792	\$ 3,517,156
Pharmacy	\$ 3,224,864	\$ 565,986
Public Health	\$ 13,863,653	\$ 3,795,480
<b>Subtotal :</b>	<b>\$ 120,332,014</b>	<b>\$ 67,528,956</b>
<b>Special Programs</b>		
Alcohol and Drug Abuse Institute		\$ 50,275
CHDD Administration	\$ 1,055,435	\$ 80,000
Regional Primate Center	\$ 884,022	\$ 15,820,193
<b>Subtotal :</b>	<b>\$ 1,939,457</b>	<b>\$ 15,950,468</b>
<b>Other UW Campuses</b>		
Bothell	\$ 240,891	\$ 273,610
Tacoma		\$ 71,140
<b>Subtotal :</b>	<b>\$ 240,891</b>	<b>\$ 344,750</b>
<b>Grand Total :</b>	<b>\$ 169,621,668</b>	<b>\$ 113,004,229</b>

*Assuming acceptance of all awards by the Board of Regents*



---

---

**Summary of Grant Awards**

**Fiscal Year 2011-2012**

*Excluding private awards from Foundations, Industry, Associations and Others*

---

<b>Month</b>	<b>RESEARCH AND OTHER</b>		<b>TRAINING</b>		<b>Total Grants</b>
	<b>Federal</b>	<b>Non-Federal</b>	<b>Federal</b>	<b>Non-Federal</b>	
July	\$ 71,450,980	\$ 5,019,858	\$ 7,510,674	\$ 126,824	\$ 84,108,340
<b>Year to Date</b>	\$ 71,450,980	\$ 5,019,858	\$ 7,510,674	\$ 126,824	\$ 84,108,340

---

*Assuming acceptance of all awards by the Board of Regents*

---

---

**Summary of Grant Awards**

**Fiscal Year 2011-2012**

*Private awards from Foundations, Industry, Associations and Others*

---

<b>Month</b>	<b>RESEARCH AND OTHER</b>	<b>TRAINING</b>	<b>Total Grants</b>
July	\$ 21,192,800	\$ 165,382	\$ 21,358,180
<b>Year to Date</b>	\$ 21,192,800	\$ 165,382	\$ 21,358,180

---

*Assuming acceptance of all awards by the Board of Regents*

---

---

**Summary of Contract Awards**

Fiscal Year 2011-2012

---

<b>Month</b>	<b>RESEARCH AND OTHER</b>		<b>TRAINING</b>		<b>Total Contracts</b>
	<b>Federal</b>	<b>Non-Federal</b>	<b>Federal</b>	<b>Non-Federal</b>	
July	\$ 1,325,143	\$ 3,984,090	\$ 132,208	\$ 2,096,275	\$ 7,537,716
<b>Year to Date</b>	\$ 1,325,143	\$ 3,984,090	\$ 132,208	\$ 2,096,275	\$ 7,537,716

---

*Assuming acceptance of all awards by the Board of Regents*

---

---

**Report of Grant and Contract Awards  
of \$1,000,000 or More**

**July 2011**

**Requiring action of  
The Board of Regents  
of the  
University of Washington**

**Office of Research  
Office of Sponsored Programs**

---

---

**Detail of Public Grant Awards**

**Federal**

**US Department of Health and Human Services (DHHS)**

**National Institutes of Health (NIH)**

To:	Paul Yager, Professor Bioengineering	\$ 1,262,608
For:	A 2DPN-based high-sensitivity low-cost multiplexed POC immunoassay platform	
Eff:	7/15/2011	Classified: No
To:	David Kimelman, Professor Biochemistry	\$ 1,132,523
For:	Training in Molecular and Cellular Biology	
Eff:	7/1/2011	Classified: No
To:	David S. Siscovick, Professor Department Of Medicine	\$ 1,675,375
For:	Genome-wide Study of Sudden Cardiac Arrest Risk in the Community	
Eff:	7/1/2011	Classified: No
To:	John D Hawkins, Professor School Of Social Work	\$ 2,218,376
For:	The Community Youth Development Study: A Test of Communities That Care	
Eff:	9/1/2002	Classified: No

*National Center for Research Resources (NCRR)*

To:	David M. Anderson, Director Regional Primate Ctr	\$ 1,844,673
For:	WaNPRC Macaca nemestrina Specific Pathogen Free Breeding colony	
Eff:	7/1/2011	Classified: No
To:	Martha Somerman, Dean Dentistry-Deans Office	\$ 13,584,132
For:	Washington National Primate Research Center FY50	
Eff:	5/1/2011	Classified: No
	<i>Total for National Center for Research Resources (NCRR):</i>	\$ 15,428,805

*National Institute on Drug Abuse (NIDA)*

To:	Michael Katze, Professor Microbiology	\$ 1,838,954
For:	Functional Genomics and HCV-Associated Liver Disease	
Eff:	7/1/2011	Classified: No
	<i>Total for National Institute on Drug Abuse (NIDA):</i>	\$ 1,838,954

**Total for National Institutes of Health (NIH):** **\$ 23,556,641**

**Total for US Department of Health and Human Services (DHHS):** **\$ 23,556,641**

**Detail of Public Grant Awards**

**Federal**

---

**National Science Foundation (NSF)**

**National Science Foundation (NSF)**

To: Gerald Baldasty, Dean \$ 1,726,900  
Dean's Office

For: 2011-2012 Graduate Research Fellowship

Eff: 6/16/2011 Classified: No

To: William Wilcock, Professor \$ 2,114,819  
Oceanography

For: R/V Thomas G. Thompson Ship Operations 2005-2011

Eff: 3/1/2005 Classified: No

**Total for National Science Foundation (NSF): \$ 3,841,719**

**Total for National Science Foundation (NSF): \$ 3,841,719**

**Total for Federal: \$ 27,398,360**

**Total Public Grants: \$ 27,398,360**

**Detail of Private Grant Awards**

**Foundations**

---

**Bill and Melinda Gates Foundation**

To: Connie L. Celum, Professor \$ 9,734,062  
Department Of Medicine

For: Tenofovir and Emtricitabine/tenofovir Chemoprophylaxis to Prevent  
HIV Acquisition

Eff: 7/1/2007 Classified: No

**Total for Bill and Melinda Gates Foundation: \$ 9,734,062**

**Total for Foundations: \$ 9,734,062**

**Other Government (not in Washington)**

---

**University of Victoria**

To: William Wilcock, Professor \$ 2,137,822  
Oceanography

For: U of Victoria R/V TGT Shiptime

Eff: 6/28/2011 Classified: No

**Total for University of Victoria: \$ 2,137,822**

**Total for Other Government (not in Washington): \$ 2,137,822**

**Total Private Grants: \$ 11,871,884**

Detail of Contract Awards

State of Washington

---

<b>Washington State Department of Social and Health Services (DSHS)</b>		
To:	Therese M. Grant, Assoc Professor Psychiatry	\$ 2,930,328
For:	Parent-Child Assistance Program	
Eff:	7/1/2011	Classified: No
To:	Jon Mc Clellan, Professor Psychiatry	\$ 1,976,457
For:	Child Study and Treatment Center 2011-2013	
Eff:	7/1/2011	Classified: No
<b>Total for Washington State Department of Social and Health Services (DSHS):</b>		<b>\$ 4,906,785</b>
<b>Total for State of Washington:</b>		<b>\$ 4,906,785</b>
<b>Total Contracts:</b>		<b>\$ 4,906,785</b>
<b>Grand Total for all Awards</b>		<b>\$ 44,177,029</b>