

VII. STANDING COMMITTEES

B. Finance, Audit and Facilities Committee

Grant and Contract Awards Summary – November 2011

RECOMMENDED ACTION

It is the recommendation of the administration and the Finance, Audit and Facilities Committee that the Board of Regents accept the Grant and Contract Awards of \$1,000,000 or more as presented in the attached report.

Attachment

Grant and Contract Awards Summary for November 2011

Grant and Contract Awards Summary

to

The Board of Regents

of the

University of Washington

for

November 2011

Office of Research

Office of Sponsored Programs

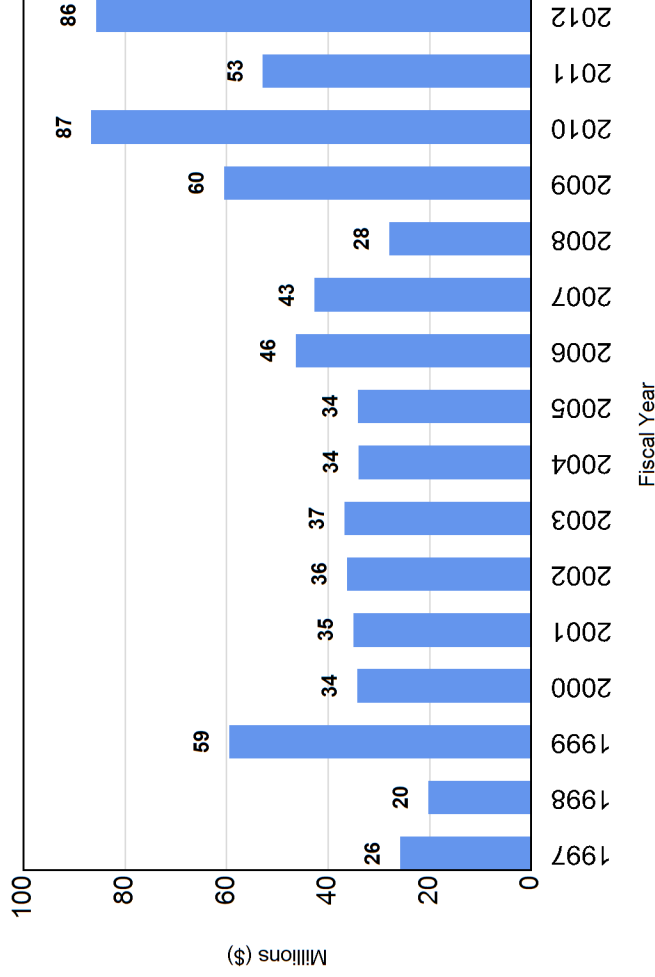
The numbers provided in this report are subject to adjustment at the time that the Annual Report of Sponsored Activity is published.
The changes would reflect modifications and additions to existing awards.

Table of Contents

Graphical Summary of Award Activity	3
Summary of Grant and Contract Awards	4
Comparison of Grants and Contract Awards by Agency	5
Comparison of Grants and Contract Awards by School/College	6
Summary of Grant Awards – Excluding Private Awards	8
Summary of Grant Awards - Private Awards	9
Summary of Contract Awards	10
Report of Grant & Contract Awards over \$1,000,000	11

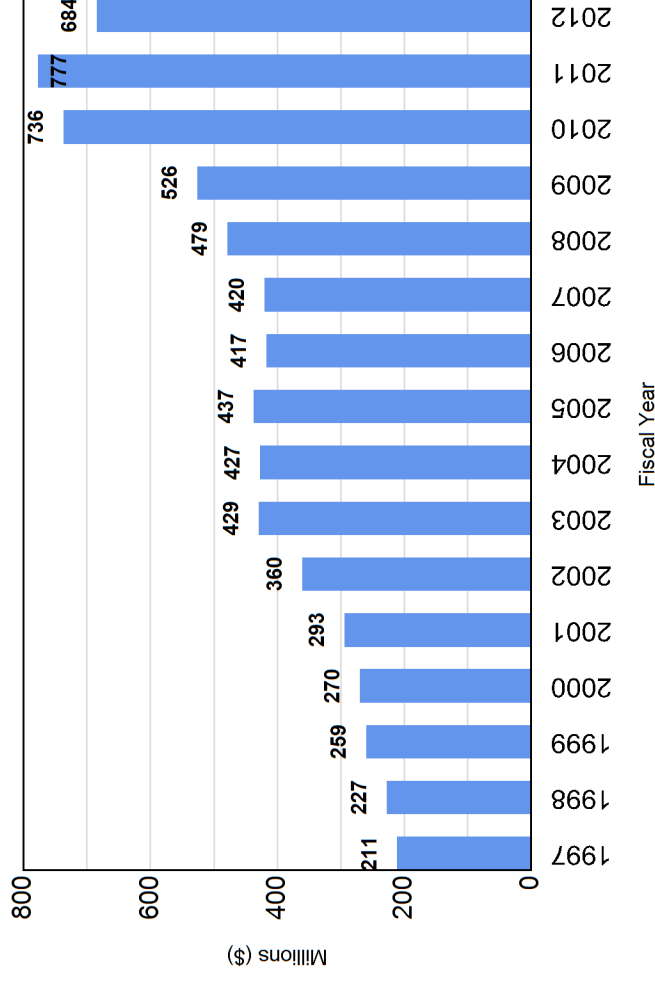
November Only

Comparison of Grant & Contract Awards



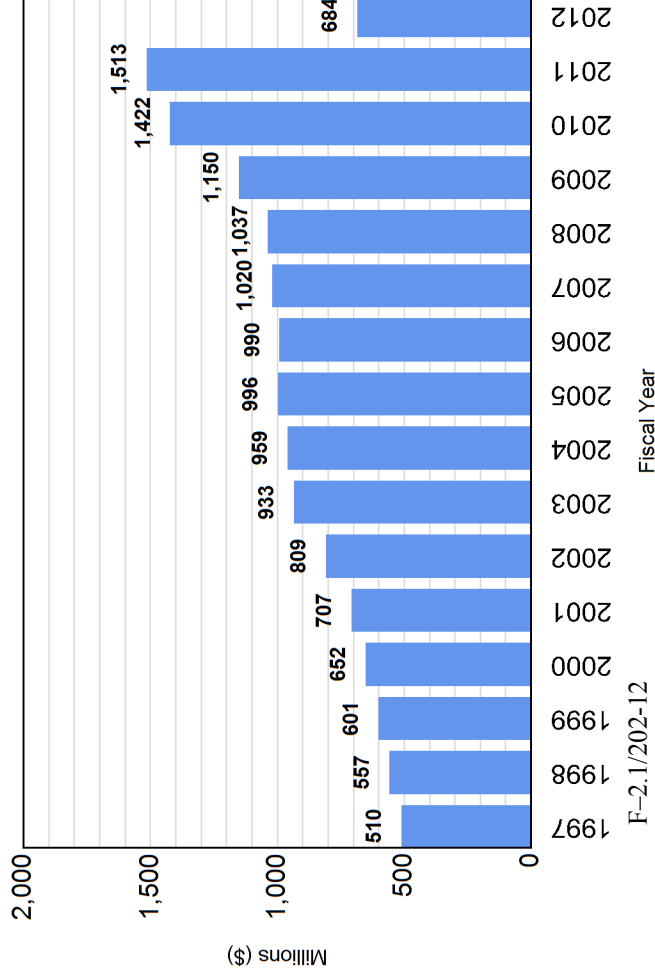
Fiscal Year to Date

Comparison of Grant & Contract Awards



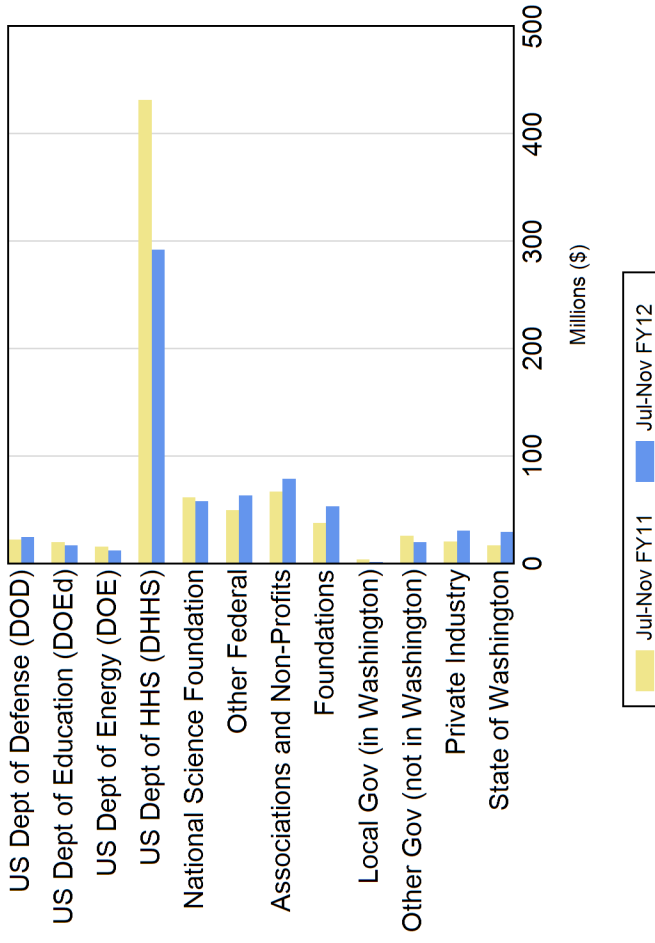
Complete Fiscal Year

Comparison of Grant & Contract Awards



Fiscal Year to Date

Two-Year Comparison of Grant and Contract Awards



Summary of Grant and Contract AwardsFiscal Year 2011-2012

Month	RESEARCH AND OTHER		TRAINING		Total Grants and Contracts
	Federal	Non-Federal	Federal	Non-Federal	
July	\$ 72,776,120	\$ 30,196,740	\$ 7,642,882	\$ 2,388,481	\$ 113,004,200
August	\$ 127,093,600	\$ 38,322,890	\$ 11,366,250	\$ 954,419	\$ 177,737,200
September	\$ 141,972,200	\$ 57,712,860	\$ 8,141,800	\$ 1,267,491	\$ 209,094,400
October	\$ 64,749,740	\$ 28,930,740	\$ 4,470,465	\$ 802,690	\$ 98,953,630
November	\$ 30,363,460	\$ 49,290,150	\$ 644,429	\$ 5,337,309	\$ 85,635,350
FY12 to Date	\$436,955,195	\$204,453,389	\$32,265,821	\$10,750,389	\$684,424,794
FY11 to Date	\$525,252,402	\$163,171,627	\$77,757,437	\$10,529,125	\$776,710,591
Over (Under) Previous Year	(\$88,297,207)	\$41,281,762	(\$45,491,616)	\$221,264	(\$92,285,797)

Comparison of Grant and Contract Awards by Agency

Fiscal Years 2010-2011 and 2011-2012

Agency	Jul-Nov FY11	Jul-Nov FY12
US Department of Defense (DOD)	\$ 22,596,413	\$ 24,775,698
US Department of Education (DOEd)	\$ 20,103,992	\$ 17,323,567
US Department of Energy (DOE)	\$ 16,039,843	\$ 12,593,100
US Department of Health and Human Services (DHHS)	\$ 431,872,424	\$ 292,496,376
National Science Foundation (NSF)	\$ 62,152,586	\$ 58,307,965
Other Federal	\$ 50,244,581	\$ 63,724,310
Subtotal for Federal :	\$ 603,009,839	\$ 469,221,016
Associations and Non-Profits	\$ 67,393,202	\$ 79,163,832
Foundations	\$ 38,233,662	\$ 53,771,151
Local Government (in Washington)	\$ 3,919,215	\$ 1,666,936
Other Government (not in Washington)	\$ 26,142,588	\$ 19,897,646
Private Industry	\$ 20,810,740	\$ 30,740,471
State of Washington	\$ 17,201,346	\$ 29,963,742
Subtotal for Non-Federal :	\$ 173,700,752	\$ 215,203,779
Grand Total :	\$ 776,710,591	\$ 684,424,794
Amount of Increase (Decrease) :		(\$ 92,285,797)
Percent of Increase (Decrease) :		(11.9 %)

Comparison of Grant and Contract Awards by School/College

Fiscal Years 2010-2011 and 2011-2012

School/College	Jul-Nov FY11	Jul-Nov FY12
Upper Campus		
Architecture and Urban Planning	\$ 1,618,904	\$ 450,348
Arts and Sciences	\$ 49,045,181	\$ 41,330,030
College of the Environment	\$ 52,037,827	\$ 89,342,092
Director of Libraries	\$ 282,381	\$ 5,336,571
Education	\$ 15,523,551	\$ 10,287,419
Educational Outreach	\$ 175,000	\$ 50,000
Engineering	\$ 56,019,830	\$ 52,569,180
Evans School of Public Affairs	\$ 1,470,069	\$ 1,201,725
Executive Vice President	\$ 236,340	\$ 19,981
Foster School of Business	\$ 894,700	\$ 275,043
Graduate School	\$ 872,125	\$ 2,863,310
Information School	\$ 1,205,204	\$ 3,291,236
Law	\$ 1,943,206	\$ 3,098,136
Office of Research	\$ 32,725,912	\$ 22,454,611
Provost		\$ 29,468
Social Work	\$ 14,011,422	\$ 11,144,457
Undergraduate Education	\$ 534,402	\$ 251,836
VP Minority Affairs	\$ 6,597,431	\$ 8,728,012
VP Student Life	\$ 20,715	\$ 46,000
Subtotal :	\$ 235,214,199	\$ 252,769,455
Health Sciences		
Dentistry	\$ 1,824,476	\$ 1,744,903
Medicine	\$ 393,884,976	\$ 318,757,938
Nursing	\$ 11,073,879	\$ 7,031,220
Pharmacy	\$ 9,796,155	\$ 14,319,359
Public Health	\$ 104,165,595	\$ 59,987,286
Subtotal :	\$ 520,745,081	\$ 401,840,706
Special Programs		
Alcohol and Drug Abuse Institute	\$ 2,973,845	\$ 2,162,811
CHDD Administration	\$ 4,320,852	\$ 5,951,078
Hall Health Primary Care Center	\$ 283,155	
Regional Primate Center	\$ 6,553,080	\$ 18,173,773
Subtotal :	\$ 14,130,932	\$ 26,287,662
Other UW Campuses		
Bothell	\$ 1,421,342	\$ 2,803,489
Tacoma	\$ 5,199,036	\$ 723,483
Subtotal :	\$ 6,620,378	\$ 3,526,972

School/College	Jul-Nov FY11	Jul-Nov FY12
Grand Total :	\$ 776,710,591	\$ 684,424,794

Summary of Grant Awards**Fiscal Year 2011-2012***Excluding private awards from Foundations, Industry, Associations and Others*

Month	RESEARCH AND OTHER		TRAINING		Total Grants
	Federal	Non-Federal	Federal	Non-Federal	
July	\$ 71,450,980	\$ 5,019,858	\$ 7,510,674	\$ 126,824	\$ 84,108,340
August	\$ 120,682,900	\$ 2,948,988	\$ 11,366,250	\$ 314,640	\$ 135,312,800
September	\$ 138,011,500	\$ 9,825,795	\$ 8,121,800	\$ 172,830	\$ 156,131,900
October	\$ 55,634,390	\$ 8,875,251	\$ 4,470,465	\$ 255,199	\$ 69,235,300
November	\$ 21,930,390	\$ 2,942,820	\$ 644,429	\$ 4,077,087	\$ 29,594,730
Year to Date	\$ 407,710,200	\$ 29,612,710	\$ 32,113,610	\$ 4,946,580	\$ 474,383,100

Summary of Grant Awards**Fiscal Year 2011-2012***Private awards from Foundations, Industry, Associations and Others*

Month	RESEARCH AND OTHER	TRAINING	Total Grants
July	\$ 21,192,800	\$ 165,382	\$ 21,358,180
August	\$ 20,388,870	\$ 425,819	\$ 20,814,690
September	\$ 37,401,440	\$ 1,061,446	\$ 38,462,890
October	\$ 15,415,300	\$ 515,275	\$ 15,930,570
November	\$ 39,252,490	\$ 901,444	\$ 40,153,930
Year to Date	\$ 133,650,900	\$ 3,069,366	\$ 136,720,300

Summary of Contract Awards

Fiscal Year 2011-2012

Month	RESEARCH AND OTHER		TRAINING		Total Contracts
	Federal	Non-Federal	Federal	Non-Federal	
July	\$ 1,325,143	\$ 3,984,090	\$ 132,208	\$ 2,096,275	\$ 7,537,716
August	\$ 6,410,709	\$ 14,985,040	\$ 0	\$ 213,960	\$ 21,609,700
September	\$ 3,960,724	\$ 10,485,630	\$ 20,000	\$ 33,215	\$ 14,499,570
October	\$ 9,115,353	\$ 4,640,188	\$ 0	\$ 32,216	\$ 13,787,760
November	\$ 8,433,068	\$ 7,094,843	\$ 0	\$ 358,778	\$ 15,886,690
Year to Date	\$ 29,245,000	\$ 41,189,780	\$ 152,208	\$ 2,734,444	\$ 73,321,430

**Report of Grant and Contract Awards
of \$1,000,000 or More**

November 2011

**Requiring action of
The Board of Regents
of the
University of Washington**

**Office of Research
Office of Sponsored Programs**

Detail of Public Grant Awards

Federal

US Department of Defense (DOD)

US Army

To: Joan Sanders, Associate Professor
Bioengineering \$ 1,772,750

For: In-socket monitoring of limb volume for maintenance of limb
volume/mass

Eff: 9/27/2010 Classified: No

Total for US Army: \$ 1,772,750

Total for US Department of Defense (DOD): \$ 1,772,750

US Department of Health and Human Services (DHHS)

National Institute for Occupational Safety and Health (NIOSH)

To: Richard A. Fenske, Professor \$ 1,450,000
Enviro & Occup Health

For: Pacific Northwest Agricultural Safety and Health Center

Eff: 9/30/2011 Classified: No

Total for National Institute for Occupational Safety and Health (NIOSH): \$ 1,450,000

National Institutes of Health (NIH)

National Institute of Diabetes and Digestive and Kidney Diseases (NIDDK)

To: Elaine M. Faustman, Professor \$ 3,200,000
Enviro & Occup Health

For: Pacific Northwest Center for National Children's Study-King

Eff: 9/28/2007 Classified: No

*Total for National Institute of Diabetes and Digestive and Kidney
Diseases (NIDDK): \$ 3,200,000*

Total for National Institutes of Health (NIH): \$ 3,200,000

Total for US Department of Health and Human Services (DHHS): \$ 4,650,000

Other Federal

Environmental Protection Agency (EPA)

To: Sverre Vedal, Professor \$ 1,842,238
Enviro & Occup Health

For: UW Center for Clean Air Research

Eff: 12/1/2010 Classified: No

Total for Environmental Protection Agency (EPA): \$ 1,842,238

Total for Other Federal: \$ 1,842,238

Total for Federal: \$ 8,264,988

Detail of Public Grant Awards

State of Washington

Washington State Department of Social and Health Services (DSHS)

To: Edwina Uehara, Dean \$ 3,894,658
School Of Social Work
For: Child Welfare Training and Advancement Program FY 11-12
Eff: 7/1/2011 Classified: No

Total for Washington State Department of Social and Health Services (DSHS): \$ 3,894,658

Total for State of Washington: \$ 3,894,658

Total Public Grants: \$ 12,159,646

Detail of Private Grant Awards

Foundations

Bill and Melinda Gates Foundation

To: Shiu-lok Hu, Professor \$ 6,741,350
Pharmaceutics
For: "Unmasking conserved epitopes on HIV envelope protein for vaccine design
Eff: 11/9/2011 Classified: No

To: Connie Celum, Professor \$ 9,644,419
Global Health
For: Tenofovir and Emtricitabine/tenofovir Chemoprophylaxis to Prevent HIV Acquisition
Eff: 7/1/2007 Classified: No

Total for Bill and Melinda Gates Foundation: \$ 16,385,769

Gordon and Betty Moore Foundation

To: John Vidale, Professor \$ 1,850,000
Earth & Space Sciences
For: West Coast Earthquake ShakeAlert Research, UW
Eff: 1/1/2012 Classified: No

Total for Gordon and Betty Moore Foundation: \$ 1,850,000

Total for Foundations: \$ 18,235,769

Total Private Grants: \$ 18,235,769

Detail of Contract Awards

Federal

US Department of Defense (DOD)

US Department of Defense (DOD)

To: Mary L. Disis, Professor \$ 7,883,980

For: Vaccine to Prevent Breast Cancer

Eff: 9/30/2011

Classified: No

Total for US Department of Defense (DOD): \$ 7,883,980

Total for US Department of Defense (DOD): \$ 7,883,980

Total for Federal: \$ 7,883,980

Associations and Non-Profits

Consortium for Ocean Leadership, Inc.

To: John R. Delaney, Professor \$ 7,147,995
School Of Oceanography

For: Ocean Observatories Initiative: Regional Scale Nodes

Eff: 9/1/2009

Classified: No

Total for Consortium for Ocean Leadership, Inc.: \$ 7,147,995

Total for Associations and Non-Profits: \$ 7,147,995

Total Contracts: \$ 15,031,975

Grand Total for all Awards \$ 45,427,390