

VII. STANDING COMMITTEES

B. Finance, Audit and Facilities Committee

Grant and Contract Awards Summary – April 2012

RECOMMENDED ACTION

It is the recommendation of the administration and the Finance, Audit and Facilities Committee that the Board of Regents accept the Grant and Contract Awards of \$1,000,000 or more as presented in the attached report.

Attachment

Grant and Contract Awards Summary for April 2012

Grant and Contract Awards Summary

to

The Board of Regents

of the

University of Washington

for

April 2012

Office of Research

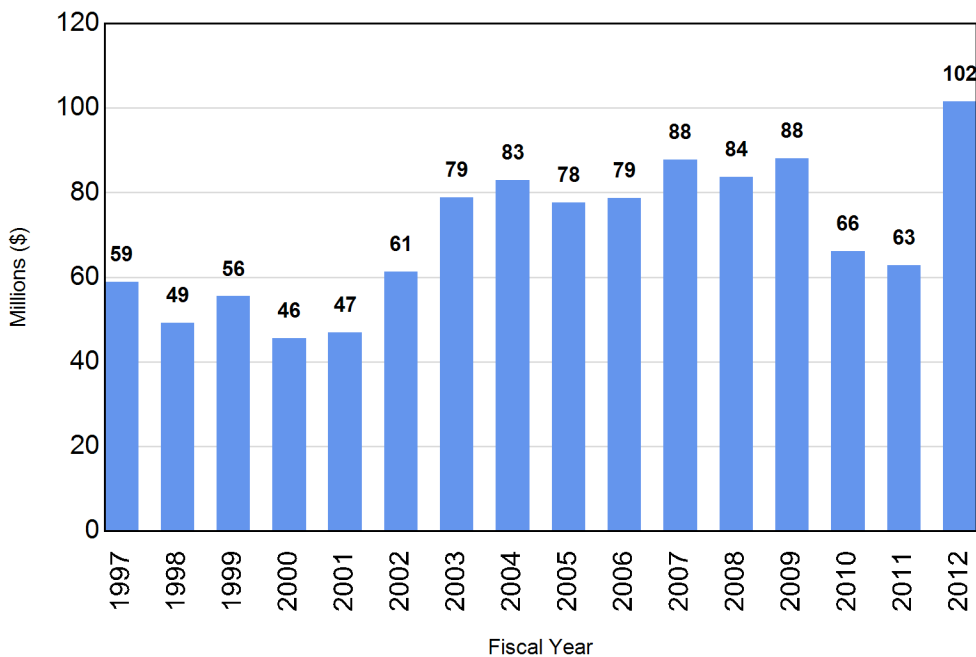
Office of Sponsored Programs

The numbers provided in this report are subject to adjustment at the time that the Annual Report of Sponsored Activity is published.
The changes would reflect modifications and additions to existing awards.

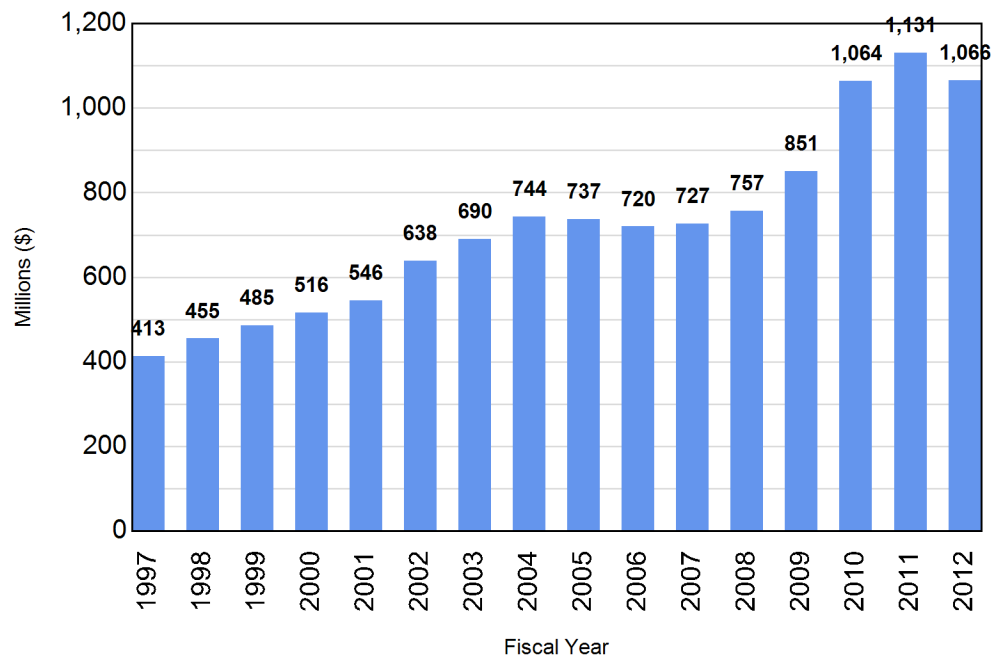
Table of Contents

Graphical Summary of Award Activity	3
Summary of Grant and Contract Awards	4
Comparison of Grants and Contract Awards by Agency	5
Comparison of Grants and Contract Awards by School/College	6
Summary of Grant Awards – Excluding Private Awards	8
Summary of Grant Awards - Private Awards	9
Summary of Contract Awards	10
Report of Grant & Contract Awards over \$1,000,000	11

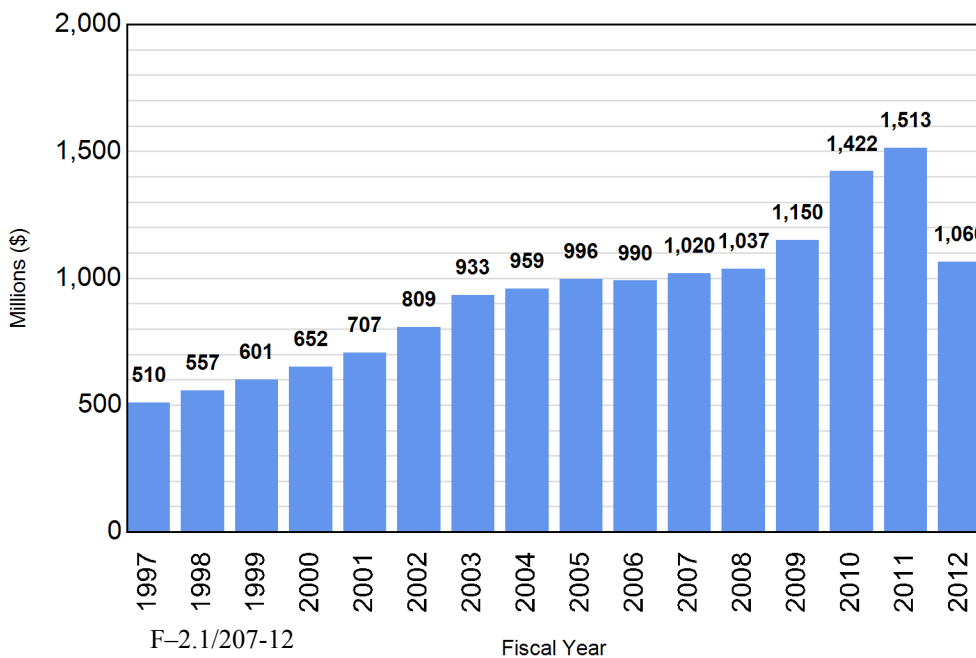
April Only
Comparison of Grant & Contract Awards



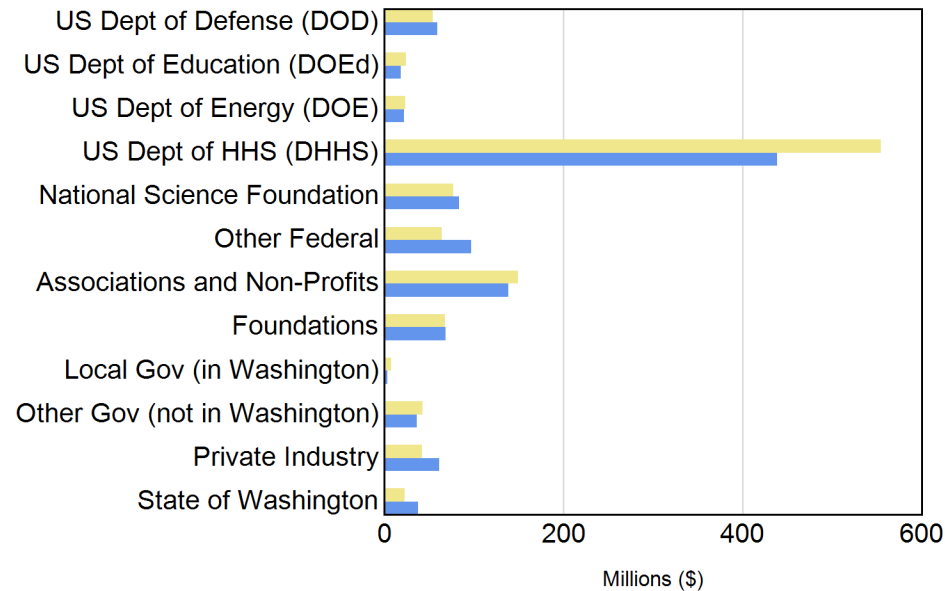
Fiscal Year to Date
Comparison of Grant & Contract Awards



Complete Fiscal Year
Comparison of Grant & Contract Awards



Fiscal Year to Date
Two-Year Comparison of Grant and Contract Awards



Summary of Grant and Contract AwardsFiscal Year 2011-2012

Month	RESEARCH AND OTHER		TRAINING		Total Grants and Contracts
	Federal	Non-Federal	Federal	Non-Federal	
July	\$ 72,776,120	\$ 30,196,740	\$ 7,642,882	\$ 2,388,481	\$ 113,004,200
August	\$ 127,093,600	\$ 38,276,540	\$ 11,366,250	\$ 954,419	\$ 177,690,800
September	\$ 142,014,000	\$ 58,009,470	\$ 8,100,000	\$ 1,267,491	\$ 209,391,000
October	\$ 64,749,740	\$ 28,930,740	\$ 4,470,465	\$ 802,690	\$ 98,953,630
November	\$ 30,235,620	\$ 49,313,530	\$ 772,264	\$ 5,337,309	\$ 85,658,730
December	\$ 24,013,190	\$ 33,553,300	\$ 392,235	\$ 1,164,378	\$ 59,123,100
January	\$ 30,260,410	\$ 25,582,030	\$ 464,989	\$ 254,364	\$ 56,561,790
February	\$ 46,858,480	\$ 15,543,340	\$ 1,520,722	\$ 1,157,557	\$ 65,080,090
March	\$ 74,856,560	\$ 21,942,500	\$ 1,499,153	\$ 183,674	\$ 98,481,890
April	\$ 66,210,200	\$ 29,939,330	\$ 4,375,995	\$ 1,052,264	\$ 101,577,800
FY12 to Date	\$679,067,992	\$331,287,521	\$40,604,950	\$14,562,626	\$1,065,523,089
FY11 to Date	\$711,687,439	\$316,279,642	\$87,021,949	\$15,694,858	\$1,130,683,888
Over (Under) Previous Year	(\$32,619,447)	\$15,007,879	(\$46,416,999)	(\$1,132,232)	(\$65,160,799)

Comparison of Grant and Contract Awards by Agency**Fiscal Years 2010-2011 and 2011-2012**

Agency	Jul-Apr FY11	Jul-Apr FY12
US Department of Defense (DOD)	\$ 54,205,034	\$ 59,409,104
US Department of Education (DOEd)	\$ 24,371,884	\$ 18,559,049
US Department of Energy (DOE)	\$ 23,549,601	\$ 22,175,204
US Department of Health and Human Services (DHHS)	\$ 554,618,739	\$ 439,045,061
National Science Foundation (NSF)	\$ 77,408,992	\$ 83,527,477
Other Federal	\$ 64,555,138	\$ 96,957,047
Subtotal for Federal :	\$ 798,709,388	\$ 719,672,942
Associations and Non-Profits	\$ 149,119,365	\$ 138,654,792
Foundations	\$ 67,557,126	\$ 68,886,437
Local Government (in Washington)	\$ 7,870,500	\$ 3,318,686
Other Government (not in Washington)	\$ 42,548,217	\$ 36,322,523
Private Industry	\$ 42,183,155	\$ 61,181,557
State of Washington	\$ 22,696,137	\$ 37,486,153
Subtotal for Non-Federal :	\$ 331,974,500	\$ 345,850,147
Grand Total :	\$ 1,130,683,888	\$ 1,065,523,089
Amount of Increase (Decrease) :		(\$ 65,160,799)
Percent of Increase (Decrease) :		(5.8 %)

Comparison of Grant and Contract Awards by School/CollegeFiscal Years 2010-2011 and 2011-2012

School/College	Jul-Apr FY11	Jul-Apr FY12
Upper Campus		
Architecture and Urban Planning	\$ 3,380,510	\$ 875,504
Arts and Sciences	\$ 74,866,369	\$ 70,376,761
Center for Commercialization	\$ 291,264	
College of the Environment	\$ 102,235,150	\$ 126,786,749
Computing & Communications		\$ 15,260
Director of Libraries	\$ 282,381	\$ 5,571,497
Education	\$ 19,469,303	\$ 17,053,824
Educational Outreach	\$ 212,500	\$ 80,000
Engineering	\$ 86,718,836	\$ 87,035,782
Evans School of Public Affairs	\$ 1,637,417	\$ 1,902,865
Executive Vice President	\$ 236,340	\$ 19,981
Foster School of Business	\$ 1,150,823	\$ 282,543
Graduate School	\$ 2,029,500	\$ 6,810,927
Information School	\$ 2,030,267	\$ 3,968,729
Law	\$ 2,000,588	\$ 16,602,575
Office of Research	\$ 51,187,328	\$ 44,911,185
Provost		\$ 29,468
Social Work	\$ 18,026,207	\$ 15,461,103
Undergraduate Education	\$ 1,584,769	\$ 944,534
VP Minority Affairs	\$ 7,810,926	\$ 9,150,947
VP Student Life	\$ 20,715	\$ 46,000
Subtotal :	\$ 375,171,193	\$ 407,926,233
Health Sciences		
Dentistry	\$ 5,711,872	\$ 3,366,356
Health Sciences Admin		\$ 1,690
Medicine	\$ 568,616,732	\$ 495,645,311
Nursing	\$ 13,822,001	\$ 11,346,551
Pharmacy	\$ 13,507,745	\$ 19,330,130
Public Health	\$ 129,000,299	\$ 93,826,205
Subtotal :	\$ 730,658,648	\$ 623,516,242
Special Programs		
Alcohol and Drug Abuse Institute	\$ 3,684,597	\$ 3,066,160
CHDD Administration	\$ 4,536,089	\$ 6,416,067
Hall Health Primary Care Center	\$ 283,155	
Regional Primate Center	\$ 7,075,612	\$ 18,809,022
Subtotal :	\$ 15,579,453	\$ 28,291,249

School/College	Jul-Apr FY11	Jul-Apr FY12
Other UW Campuses		
Bothell	\$ 2,989,980	\$ 4,409,808
Tacoma	\$ 6,284,614	\$ 1,379,556
Subtotal :	\$ 9,274,594	\$ 5,789,364
Grand Total :	\$ 1,130,683,888	\$ 1,065,523,089

Summary of Grant Awards**Fiscal Year 2011-2012***Excluding private awards from Foundations, Industry, Associations and Others*

Month	RESEARCH AND OTHER		TRAINING		Total Grants
	Federal	Non-Federal	Federal	Non-Federal	
July	\$ 71,450,980	\$ 5,019,858	\$ 7,510,674	\$ 126,824	\$ 84,108,340
August	\$ 120,682,900	\$ 2,948,988	\$ 11,366,250	\$ 314,640	\$ 135,312,800
September	\$ 138,053,300	\$ 9,825,795	\$ 8,080,000	\$ 172,830	\$ 156,131,900
October	\$ 55,634,390	\$ 8,875,251	\$ 4,470,465	\$ 255,199	\$ 69,235,300
November	\$ 21,802,560	\$ 2,942,820	\$ 772,264	\$ 4,077,087	\$ 29,594,730
December	\$ 21,360,260	\$ 2,630,255	\$ 392,235	\$ 300,964	\$ 24,683,720
January	\$ 28,677,020	\$ 4,843,651	\$ 464,989	\$ 151,603	\$ 34,137,260
February	\$ 40,830,610	\$ 2,539,351	\$ 1,520,722	\$ 80,748	\$ 44,971,430
March	\$ 71,996,500	\$ 3,145,390	\$ 1,499,153	\$ 90,000	\$ 76,731,040
April	\$ 64,154,760	\$ 5,389,679	\$ 4,334,945	\$ 250,000	\$ 74,129,380
Year to Date	\$ 634,643,300	\$ 48,161,040	\$ 40,411,690	\$ 5,819,895	\$ 729,035,900

Summary of Grant Awards**Fiscal Year 2011-2012***Private awards from Foundations, Industry, Associations and Others*

Month	RESEARCH AND OTHER	TRAINING	Total Grants
July	\$ 21,192,800	\$ 165,382	\$ 21,358,180
August	\$ 20,388,870	\$ 425,819	\$ 20,814,690
September	\$ 37,698,050	\$ 1,061,446	\$ 38,759,500
October	\$ 15,415,300	\$ 515,275	\$ 15,930,570
November	\$ 39,275,870	\$ 901,444	\$ 40,177,310
December	\$ 21,673,470	\$ 292,047	\$ 21,965,520
January	\$ 16,280,460	\$ 8,296	\$ 16,288,750
February	\$ 8,418,964	\$ 123,092	\$ 8,542,055
March	\$ 8,328,699	\$ 92,007	\$ 8,420,706
April	\$ 19,192,650	\$ 486,798	\$ 19,679,450
Year to Date	\$ 207,865,100	\$ 4,071,606	\$ 211,936,700

Summary of Contract AwardsFiscal Year 2011-2012

Month	RESEARCH AND OTHER		TRAINING		Total Contracts
	Federal	Non-Federal	Federal	Non-Federal	
July	\$ 1,325,143	\$ 3,984,090	\$ 132,208	\$ 2,096,275	\$ 7,537,716
August	\$ 6,410,709	\$ 14,938,690	\$ 0	\$ 213,960	\$ 21,563,360
September	\$ 3,960,724	\$ 10,485,630	\$ 20,000	\$ 33,215	\$ 14,499,570
October	\$ 9,115,353	\$ 4,640,188	\$ 0	\$ 32,216	\$ 13,787,760
November	\$ 8,433,068	\$ 7,094,843	\$ 0	\$ 358,778	\$ 15,886,690
December	\$ 2,652,925	\$ 9,249,576	\$ 0	\$ 571,367	\$ 12,473,870
January	\$ 1,583,393	\$ 4,457,920	\$ 0	\$ 94,465	\$ 6,135,778
February	\$ 6,027,863	\$ 4,585,020	\$ 0	\$ 953,717	\$ 11,566,600
March	\$ 2,860,064	\$ 10,468,410	\$ 0	\$ 1,667	\$ 13,330,140
April	\$ 2,055,442	\$ 5,357,007	\$ 41,050	\$ 315,466	\$ 7,768,965
Year to Date	\$ 44,424,680	\$ 75,261,370	\$ 193,258	\$ 4,671,126	\$ 124,550,400

**Report of Grant and Contract Awards
of \$1,000,000 or More**

April 2012

**Requiring action of
The Board of Regents
of the
University of Washington**

**Office of Research
Office of Sponsored Programs**

Detail of Public Grant Awards

Federal

US Department of Energy (DOE)

US Department of Energy (DOE)

To:	Laurence G Yaffe, Professor Physics	\$ 1,447,500
For:	Theoretical and Experimental Particle Physics	
Eff:	4/1/1996	Classified: No

Total for US Department of Energy (DOE): **\$ 1,447,500**

Total for US Department of Energy (DOE): **\$ 1,447,500**

US Department of Health and Human Services (DHHS)

National Institutes of Health (NIH)

To:	Gail Jarvik, Professor Department Of Medicine	\$ 1,681,545
For:	Clinical sequencing in cancer: Clinical, ethical, and technological studies	
Eff:	12/5/2011	Classified: No

To:	David Eaton, Professor Enviro & Occup Health	\$ 1,716,000
For:	Center for Ecogenetics and Environmental Health	
Eff:	4/1/2012	Classified: No

To:	Thomas Montine, Professor Pathology	\$ 2,778,928
For:	Alzheimer's Disease Research Center	
Eff:	5/1/2012	Classified: No

To:	Susanne May, Assoc Professor Biostatistics	\$ 1,450,000
For:	ROC II DoD 1.45M 2012	
Eff:	1/1/2012	Classified: No

To:	Michael Gale, Professor Immunology	\$ 2,065,365
For:	Immune Control of Flavivirus Infection	
Eff:	5/1/2012	Classified: No

National Institute of Environmental Health and Science (NIEHS)

To:	Harvey Checkoway, Professor Enviro & Occup Health	\$ 2,306,175
For:	Effects-Related Biomarkers of Environmental Neurotoxic Exposures	
Eff:	4/1/2012	Classified: No

Total for National Institute of Environmental Health and Science (NIEHS): *\$ 2,306,175*

Total for National Institutes of Health (NIH): **\$ 11,998,013**

Total for US Department of Health and Human Services (DHHS): **\$ 11,998,013**

Detail of Public Grant Awards

Federal

National Science Foundation (NSF)

National Science Foundation (NSF)

To: William Wilcock, Professor \$ 5,095,042
Oceanography

For: R/V Thomas G. Thompson Ship Operations 2012-2017

Eff: 4/1/2012 Classified: No

Total for National Science Foundation (NSF): \$ 5,095,042

Total for National Science Foundation (NSF): \$ 5,095,042

Other Federal

National Aeronautics and Space Administration (NASA)

To: Victoria S Meadows, Assoc Professor Wot (3 Years) \$ 1,225,719
Astronomy

For: The Virtual Planetary Laboratory

Eff: 11/1/2007 Classified: No

Total for National Aeronautics and Space Administration (NASA): \$ 1,225,719

US Department of State

To: Jonathan Eddy, Professor \$ 13,000,000
Law

For: Legal Education Support Program-Afghanistan

Eff: 4/5/2012 Classified: No

Total for US Department of State: \$ 13,000,000

Total for Other Federal: \$ 14,225,719

Total for Federal: \$ 32,766,274

Other Government (not in Washington)

UC Davis Medical Center and Children's Hospital

To: Annette Estes, Research Associate Professor \$ 1,061,772
Speech & Hear Sci

For: A Multi-Site Randomized Study of Intensive Treatment for Toddlers
with Autism

Eff: 10/1/2007 Classified: No

Total for UC Davis Medical Center and Children's Hospital: \$ 1,061,772

Total for Other Government (not in Washington): \$ 1,061,772

Total Public Grants: \$ 33,828,046

Detail of Contract Awards

Associations and Non-Profits

Consortium for Ocean Leadership, Inc.		
To:	John R. Delaney, Professor School Of Oceanography	\$ 10,142,601
For:	Ocean Observatories Initiative: Regional Scale Nodes	
Eff:	9/1/2009	Classified: No
Total for Consortium for Ocean Leadership, Inc.:		\$ 10,142,601
Total for Associations and Non-Profits:		\$ 10,142,601
Total Contracts:		\$ 10,142,601
Grand Total for all Awards		\$ 43,970,647