

VII. STANDING COMMITTEES

B. Finance, Audit and Facilities Committee

Capital Projects Office Semi-Annual Status Report

There will be an oral report for information only.

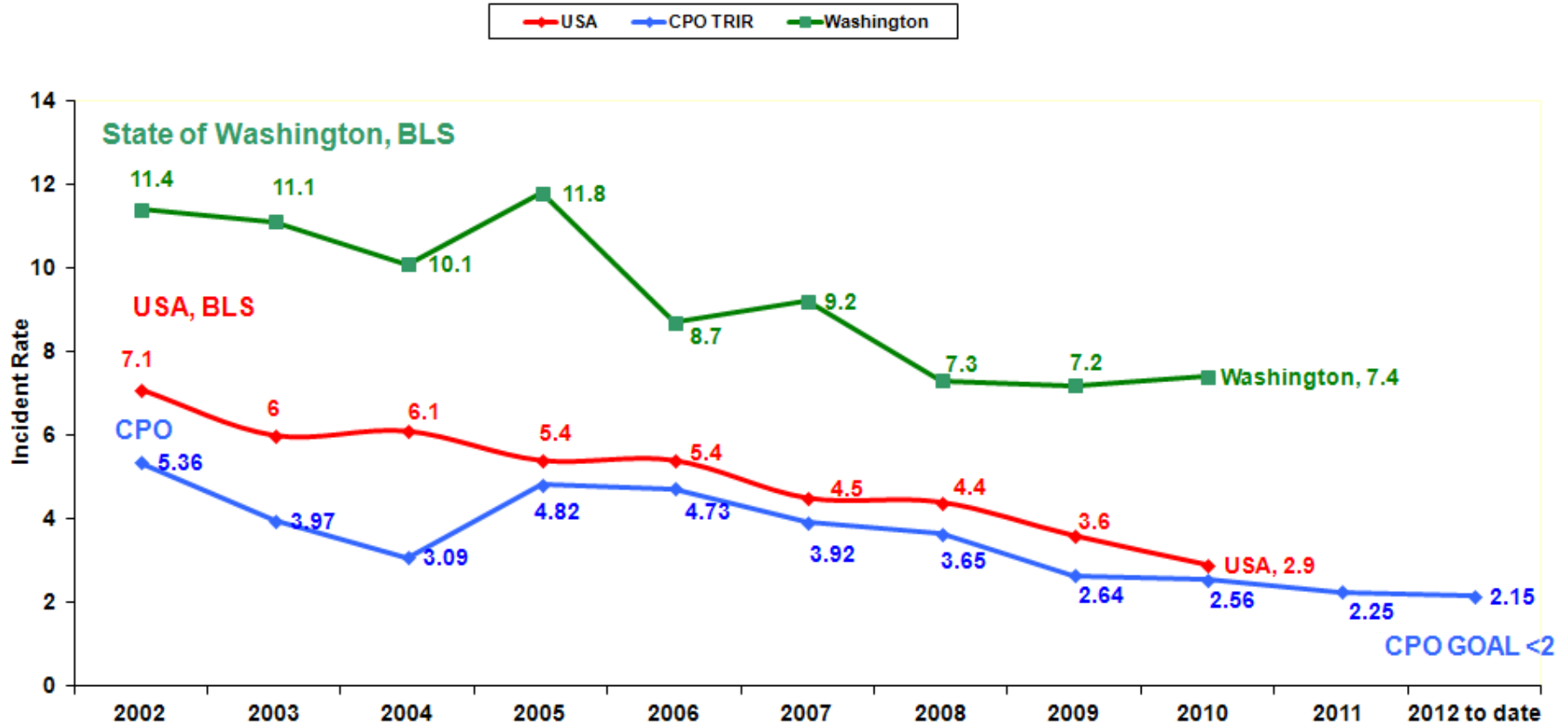


Capital Projects Office Semi-Annual Status Report

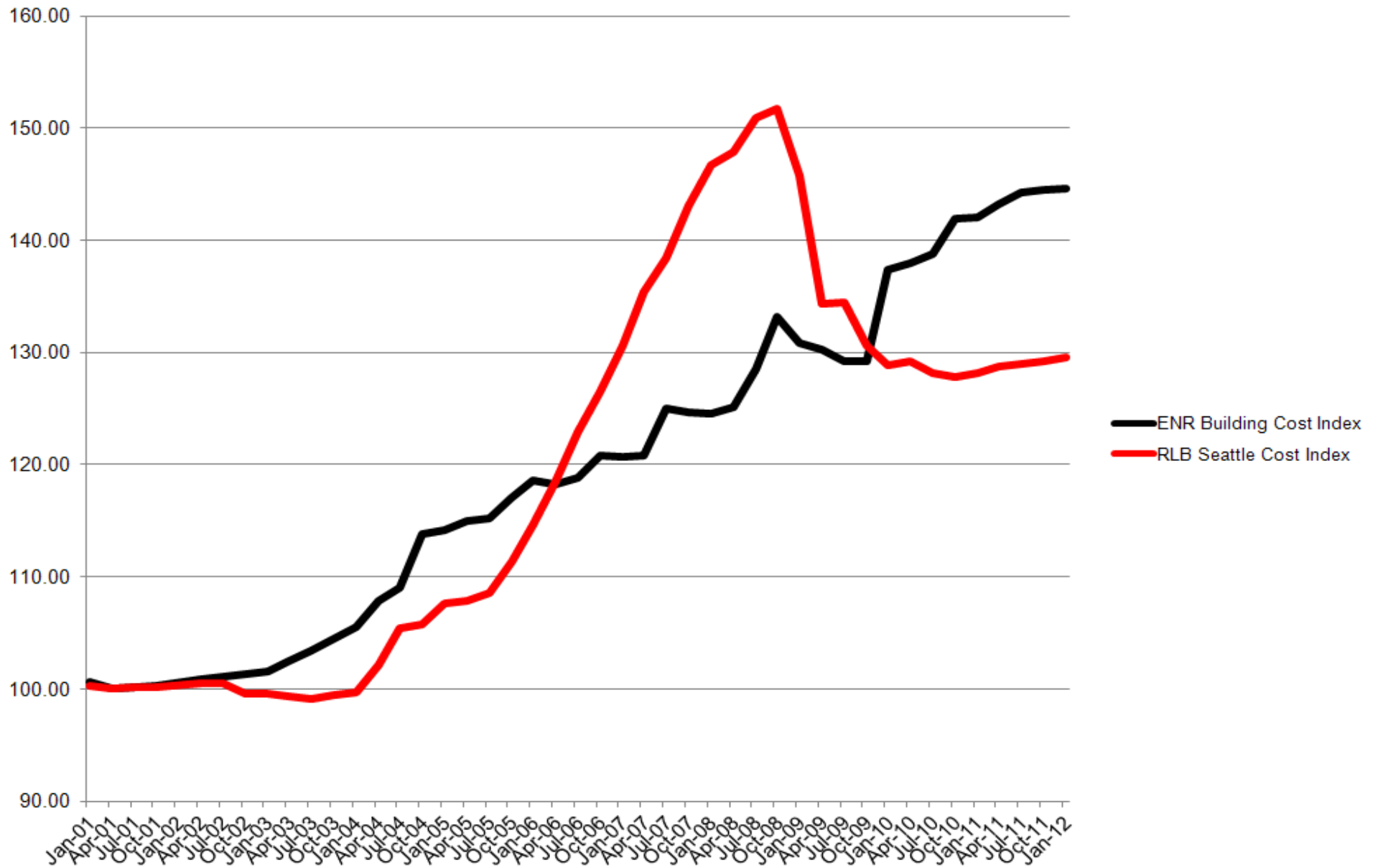
September 2011 – February 2012

CPO SAFETY

TRIR Calendar Year



ENR Building Cost Index vs. RLB Seattle Cost Index



Why LEED

STUDENT INFLUENCE

- Princeton Review
 - In 2011 69% of College Applicants say that a College's Commitment to Environmental Stewardship Influences School Selection
 - Up from 64% in 2008
- Higher Education is Responding
 - Academic Programs
 - Living, Learning Opportunities
 - Students Making a Difference

Why LEED

UW RESPONSES/ACHIEVEMENTS

- **Establish Goals and Measure Progress**
 - 2004 – ESAC Established + 1st LEED Project
 - 2005 - State Funding LEED Law
 - 2008 – AASHE/ACUPCC - Commitment to Climate Neutral by 2050
 - 2009 – College on the Environment
 - +25 Programs/+550 Courses
 - 2011 – Campus Efforts
 - Campus Sustainability Fund (Students)
 - SustainAbilities Scorecard (CPO)
 - Environmental Stewardship Committee replaces ESAC
 - **2011 – Awards**
 - Rated #1 - Sierra Cool Schools
 - 99/100 Score - Green Honor Role – Princeton Review
 - Top 50 - WA Green Companies – Seattle Business Magazine

LEED Ratings and Points

Total Attainable Points: 69



Platinum: 52+ Points



Gold: 39 to 51 Points



Silver: 33 to 38 Points



Certified: 26 to 32 Points

UW LEED Projects - 2007



UW Seattle

1. Ben Hall Building
2. Merrill Hall
3. Nordheim Court
4. Environmental Genomics
5. Jones Playhouse Theater
6. Clark Hall
7. Savery Hall
8. PACCAR Hall
9. Johnson Hall
10. Poplar Hall
11. Cedar Hall
12. Lander Hall
13. Terry Hall
14. Alder Hall
15. Elm Hall
16. Mercer Hall
17. Police Station
18. Husky Student Union
19. Husky Stadium
20. Molecular Engineering
21. Ethnic Cultural Center
22. Transportation Services
23. Foster Business, Phase 2
24. Intellectual House

UW Tacoma

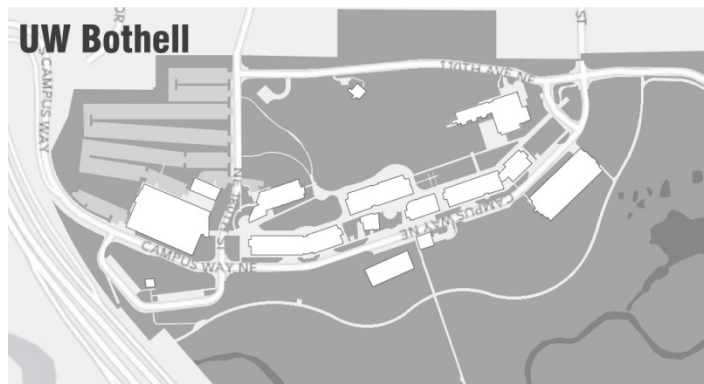
25. Phase 2B
26. Philip Hall
27. Joy Building
28. Tioga Library

UW Bothell

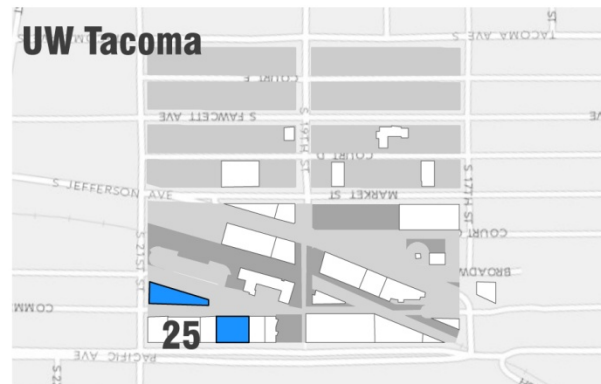
29. Student Activities Center

Metropolitan Tract

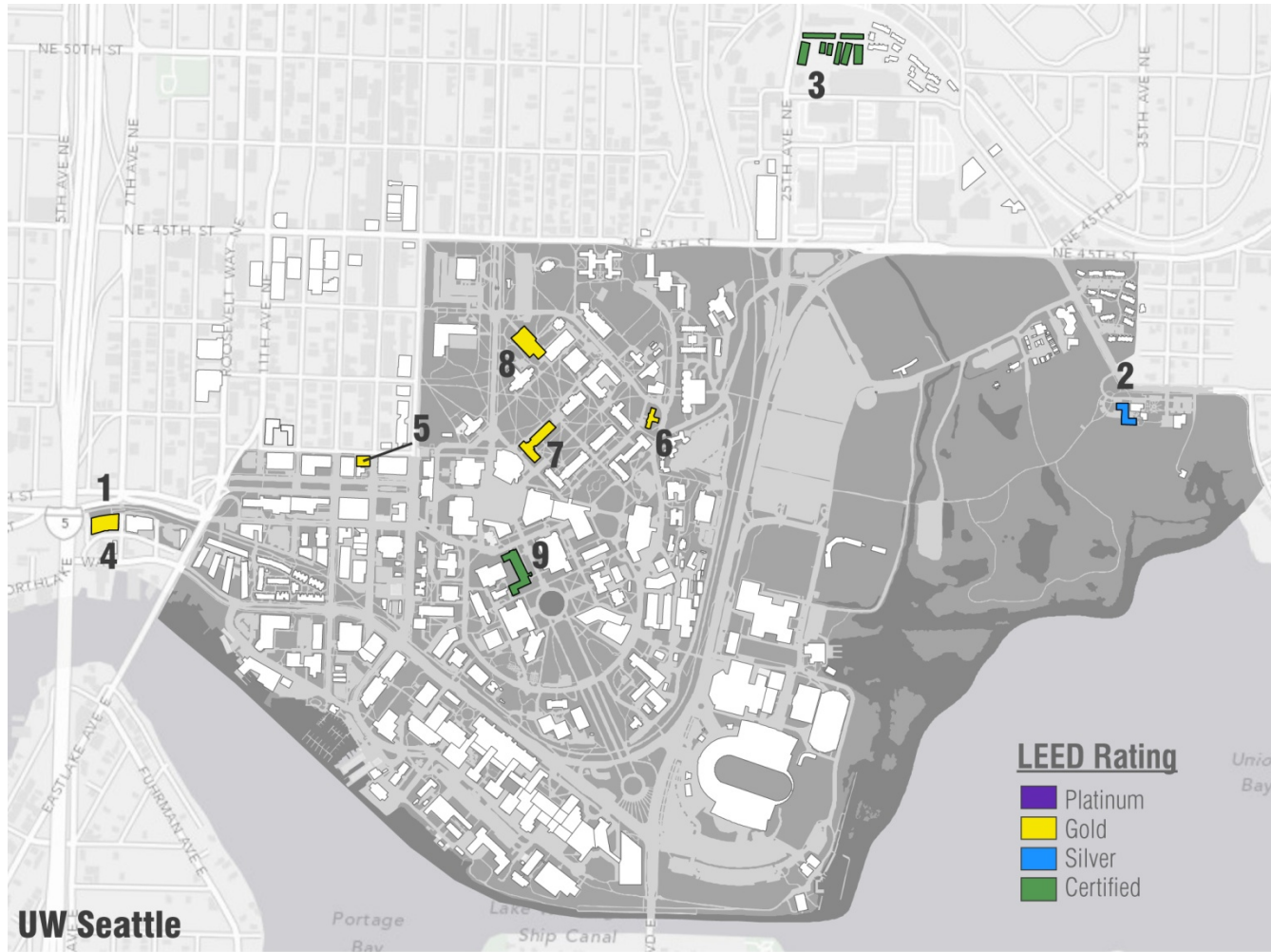
30. Skinner Building
31. IBM Building
32. Puget Sound Plaza
33. Cobb Building
34. Financial Center



F-13/203-12
3/8/12



UW LEED Projects - 2012



UW Seattle

UW Seattle

1. Ben Hall Building
2. Merrill Hall
3. Nordheim Court
4. Environmental Genomics
5. Jones Playhouse Theater
6. Clark Hall
7. Savery Hall
8. PACCAR Hall
9. Johnson Hall
10. Poplar Hall
11. Cedar Hall
12. Lander Hall
13. Terry Hall
14. Alder Hall
15. Elm Hall
16. Mercer Hall
17. Police Station
18. Husky Student Union
19. Husky Stadium
20. Molecular Engineering
21. Ethnic Cultural Center
22. Transportation Services
23. Foster Business, Phase 2
24. Intellectual House

UW Tacoma

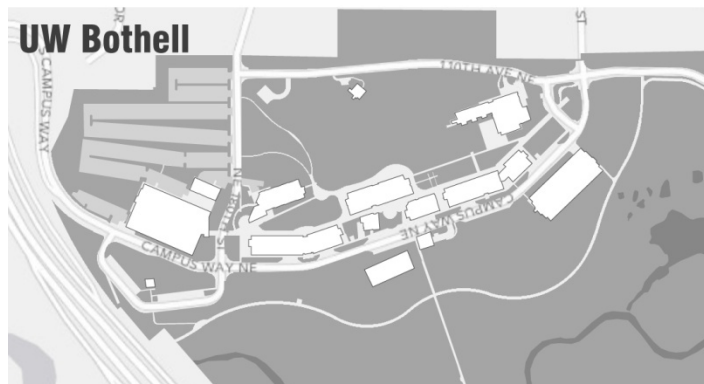
25. Phase 2B
26. Philip Hall
27. Joy Building
28. Tioga Library

UW Bothell

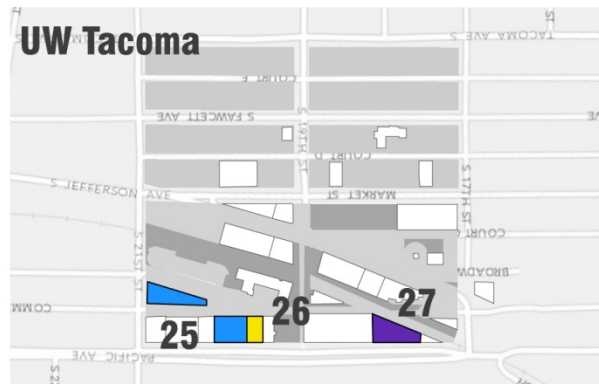
29. Student Activities Center

Metropolitan Tract

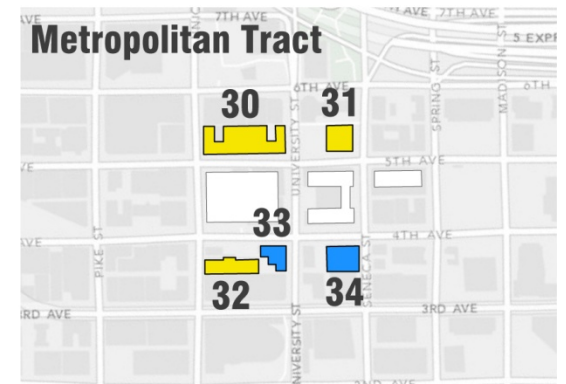
30. Skinner Building
31. IBM Building
32. Puget Sound Plaza
33. Cobb Building
34. Financial Center



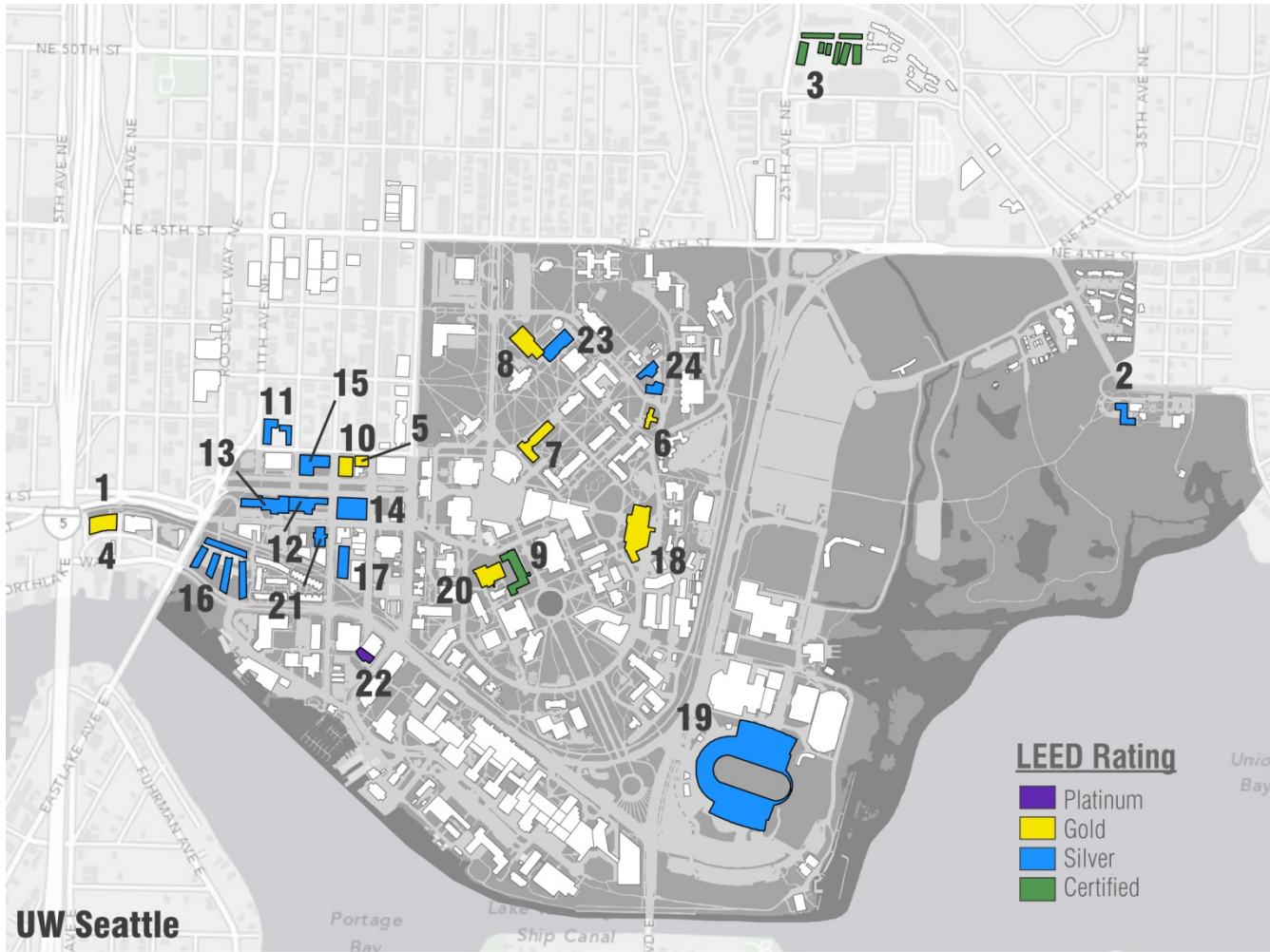
UW Bothell



UW Tacoma



Metropolitan Tract



UW LEED Projects

Currently Projected

UW Seattle

- Ben Hall Building
- Merrill Hall
- Nordheim Court
- Environmental Genomics
- Jones Playhouse Theater
- Clark Hall
- Savery Hall
- PACCAR Hall
- Johnson Hall
- Poplar Hall
- Cedar Hall
- Lander Hall
- Terry Hall
- Alder Hall
- Elm Hall
- Mercer Hall
- Police Station
- Husky Student Union
- Husky Stadium
- Molecular Engineering
- Ethnic Cultural Center
- Transportation Services
- Foster Business, Phase 2
- Intellectual House

UW Tacoma

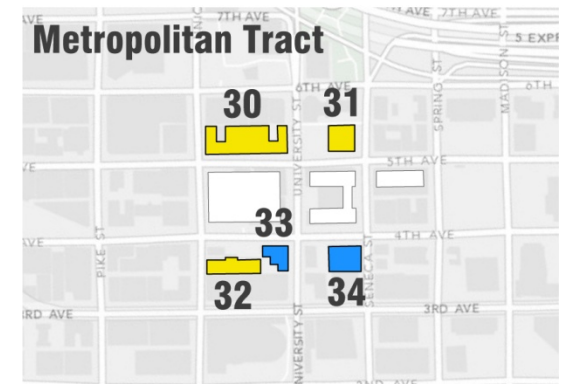
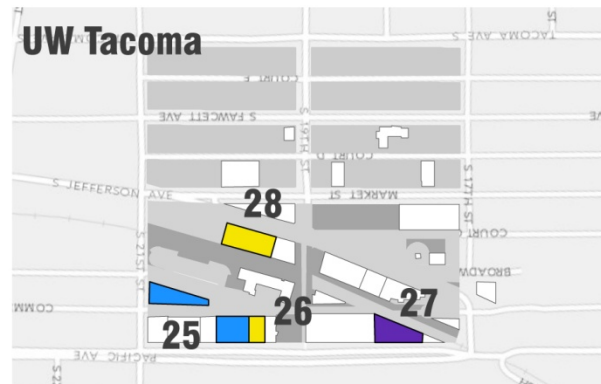
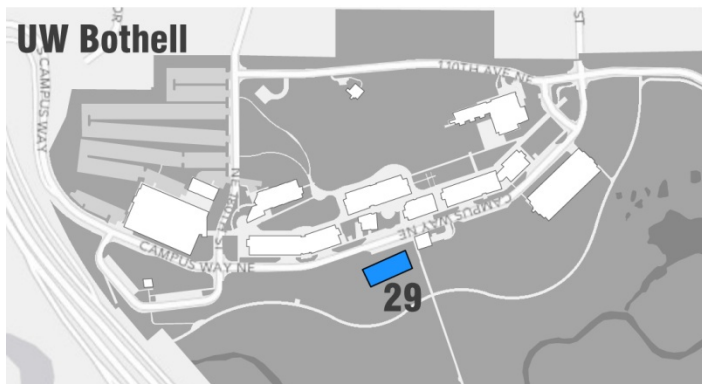
- Phase 2B
- Philp Hall
- Joy Building
- Tioga Library

UW Bothell

- Student Activities Center

Metropolitan Tract

- Skinner Building
- IBM Building
- Puget Sound Plaza
- Cobb Building
- Financial Center



UW LEED Projects by Type




<u>LEED Project Type</u>	<u>Certified (Completed)</u>	<u>Registered / In Process</u>
New Construction and Major Renovation (NC)	11	15
Core and Shell (CS)	1	1
Commercial Interiors (CI)	1	1
Operations and Maintenance (EB)	4	0
Total	17	17

Funding Sources

UW Housing and Food Services (HFS)	8	Student	3
State	6	State/Private	3
UW Real Estate	5	Private	2
State/UW	3	Athletic	1
UW	3		



Projects Certified - 2011

<u>Project</u>		<u>Type</u>	<u>LEED Rating</u>
Joy Building		LEED-NC	Platinum
PACCAR Hall		LEED-NC	Gold
Johnson Hall *		LEED-NC	Certified

**LEED Process Implemented During Construction
Certification Complete – 6 Years Post Occupancy*

LEED Categories – Project Comparison

<u>LEED Categories</u>	Joy Building Platinum Rating	PACCAR Hall Gold Rating
Sustainable Sites	9	9
Water Efficiency	3	2
Energy & Atmosphere	13	6
Materials & Resources	9	6
Indoor Environmental Quality	13	12
Innovation	5	5
Total	52	40

Cost of LEED Project Comparisons




Russell T. Joy Building

- 46,235 GSF
- \$25,900,000 Project Budget
- \$103,284 Fees Paid
- **LEED Additional Costs**
 - \$5,000 - FSC Wood
 - \$40,000 - Shower Rooms
 - \$30,000 - CO2 Sensors
 - \$350 - Green Power Offsets





PACCAR Hall

- 132,845 GSF
- \$90,500,000 Project Budget
- \$103,362 Fees Paid
- **LEED Additional Costs**
 - \$50,500 - FSC Certified Wood
 - \$27,000 - Green Roof
 - \$4,500 - Electric Vehicle Charging Station
 - \$630 - Green Power Offsets

Completed Projects – Certification Pending

<u>Project</u>	<u>Type</u>	<u>LEED Rating</u>
University Transportation Center 	LEED-CI	Platinum
Poplar Hall 	LEED-NC	Gold
Cedar Apartments 	LEED-NC	Silver

PAC 12

<u>INSTITUTION</u>					<u>TOTAL</u>	<u>TOTAL</u>
	<i>Platinum</i>	<i>Gold</i>	<i>Silver</i>	<i>Certified</i>	CERTIFIED	REGISTERED
UW	1	10	4	2	17	16
Arizona State	0	2	1	0	3	5
UCLA	0	0	1	0	1	5
Arizona	1	0	0	0	1	4
Colorado-Boulder	0	1	0	0	1	4
Oregon	1	1	1	0	1	4
UC-Berkeley	0	1	0	0	1	3
Oregon State	1	0	0	0	1	0
Utah	0	0	0	0	0	6
Washington State	0	0	0	0	1	4
USC	0	1	0	0	1	3
Stanford	0	0	0	0	0	2

University Sustainability Leaders

<u>INSTITUTION</u>	<u>CERTIFIED</u>				<u>REGISTERED</u>			
	<i>New Construction</i>	<i>Interiors</i>	<i>Operations</i>	<i>Core/Shell</i>	<i>New Construction</i>	<i>Interiors</i>	<i>Operations</i>	<i>Core/Shell</i>
Florida	6	0	1	0	10	8	0	0
Grand Valley State University (MI)	6	2	0	0	0	0	0	0
Harvard	2	16	2	0	1	33	1	0
UC - Santa Barbara	0	0	6	0	1	0	19	0
UW	11	1	4	1	14	1	0	1

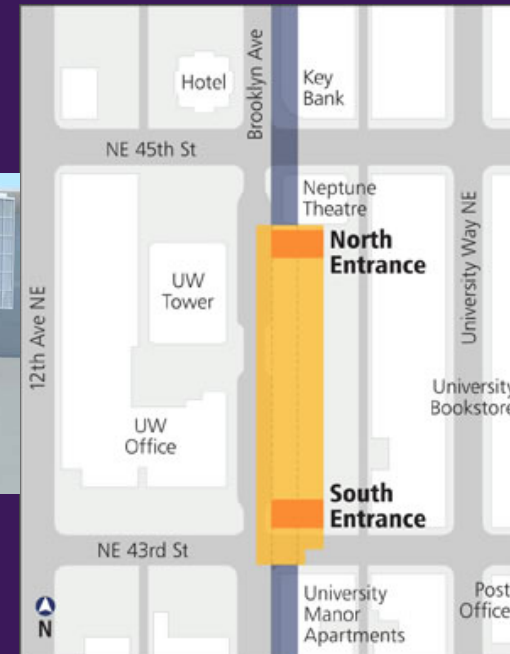
Emerging Projects

- ▶ Anderson Hall
- ▶ Fluke Hall Renovation
- ▶ UW Police Station
- ▶ Intellectual House



Other Projects

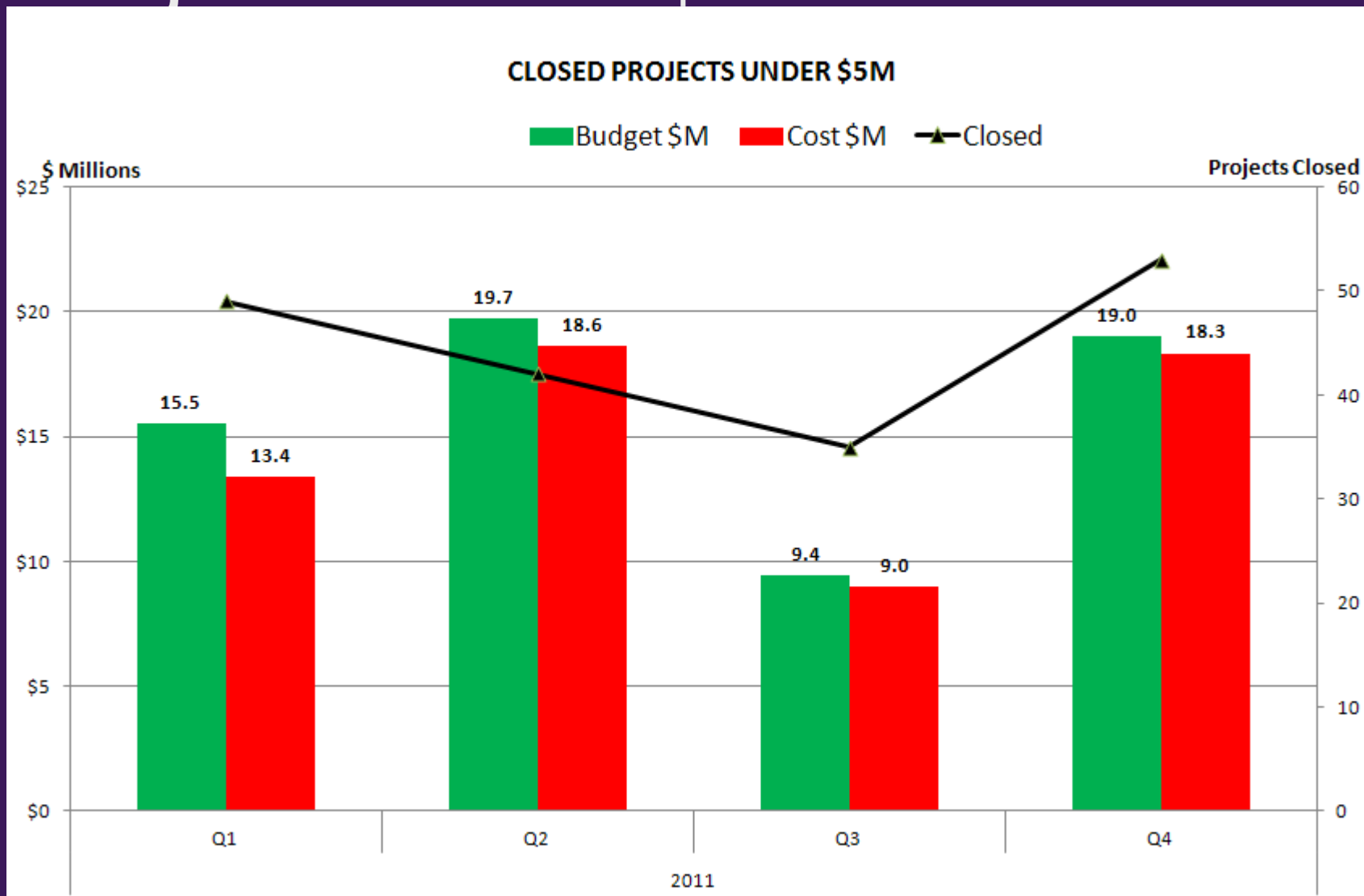
- ▶ Ocean Observatories Initiative
- ▶ Sound Transit U - Link
- ▶ Sound Transit North - Link



Number of Project Contracts Issued September 2011 – February 2012

	<u>W/MBE</u>	<u>Total</u>
Designers/Consultants	13 (8%)	171
Contractors	1 (3%)	30

Projects Under \$5 Million Closed



Major Projects Closed

	<u>Budget/ F'cst \$M</u>	<u>Use Date / F'cst</u>
Savery Hall *	61.2 / 61.6	9-09 / 9-09
Washington Dental Svc's*	19.8 / 19.2	9-10 / 8-10



*Scope reinstated/expanded

Major Projects in Closeout

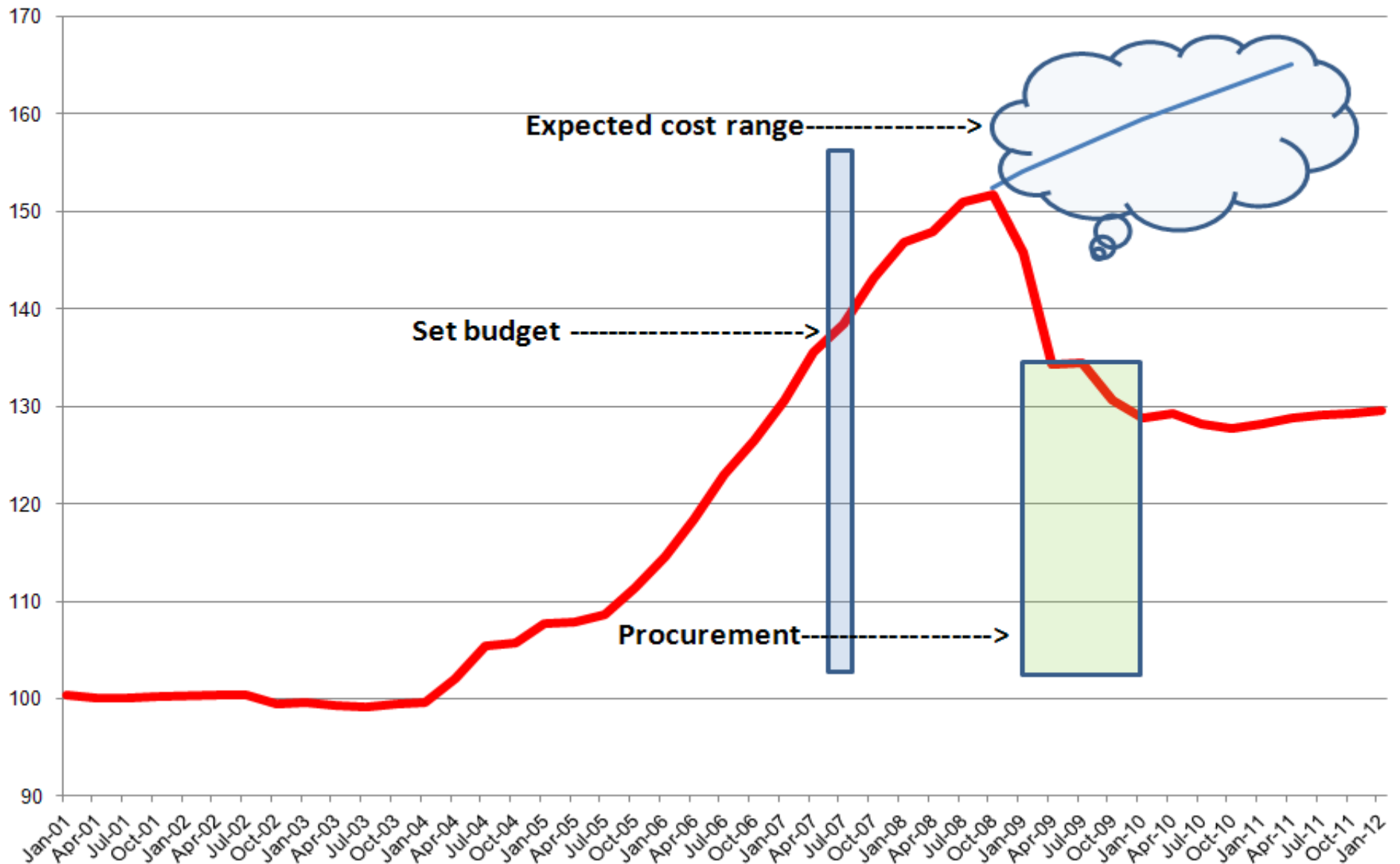
	<u>Budget/ F'cst \$M</u>	<u>Use Date / F'cst</u>
Benjamin D. Hall	29.9 / 29.4	9-05 / 3-06
UW Tower Data Center	32.5 / 31.6*	12-09 / 12-09
Paccar Hall	95.0 / 91.5	9-10 / 9-10
Housing Phase 1 (Poplar and Cedar)	147.7 / 150.5	9-11 / 9-11
Husky Ballpark (Phase 1)*	3.5 / 3.8	12-11 / 2-12
Hall Health	10.2 / 8.6	8-11 / 9-11
HSC J Wing Microbiology	23.5 / 18.9	3-11 / 5-11
*Scope reinstated/expanded		

Major Projects in Bid/Construction

	<u>Budget/F'cst \$M</u>	<u>Use Date / F'cst</u>
Ethnic Cultural Ctr.	15.5 / 15.4	9-11 / 11-12
Foster School Phase 2	46.8 / 41.1	9-12 / 5-12
Housing Phase 1	147.7 / 151.5	(9-12 / 9-12)
Housing Phase 2 (Mercer)	118 / 118	(8-13 / 8-13)
Hub Renovation	128.3 / 118.5	9-12 / 9-12
Molecular Engineering*	77.7 / 76.2	1-12 / 10-12
* Added/restored scope		

Recent Major Projects vs. RLB Seattle Cost Index

— RLB Seattle Cost Index



Major Projects in Bid/Construction

	<u>Budget/F'cst \$M</u>	<u>Use Date /F'cst</u>
Safe Campus	8.0 / 8.0	6-11 / 9-11
Smart Grid	10.1 / 10.1	4-12 / 6/12
UWMC Expansion	199.5 / 210.5	5-12 / 9-12
UW Tacoma Phase 3	54.3 / 54.3	(3-11 / 3-12) (3-11 / 8-12)

Major Projects in Design

Budget/F'cst \$M

Use Date / F'cst

Anderson Hall	Predesign complete	
Housing Phase 2 (Lander)	77 / 77	9-14 / 1-14
Montlake Triangle	25.3 / 25.3	9-15 / 9-15
Odegaard Renovation	16.3 / 16.3	9-13 / 9-13
UW Bothell Phase 3*	68.0 / 6.0	9/13 / TBD
* Project suspended – construction funding unavailable		