

VII. STANDING COMMITTEES

B. Finance, Audit and Facilities Committee

Grant and Contract Awards Summary – January and February 2012

RECOMMENDED ACTION:

It is the recommendation of the administration and the Finance, Audit and Facilities Committee that the Board of Regents accept the Grant and Contract Awards of \$1,000,000 or more as presented in the attached report.

Attachments

Grant and Contract Awards Summary for January 2012

Grant and Contract Awards Summary for February 2012

Grant and Contract Awards Summary

to

The Board of Regents

of the

University of Washington

for

January 2012

Office of Research

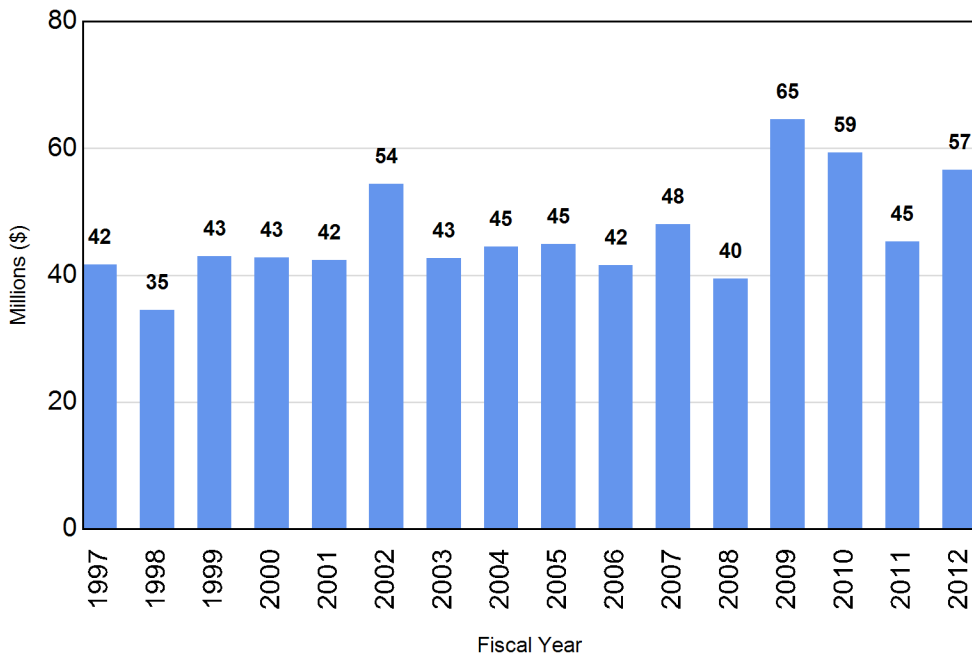
Office of Sponsored Programs

The numbers provided in this report are subject to adjustment at the time that the Annual Report of Sponsored Activity is published.
The changes would reflect modifications and additions to existing awards.

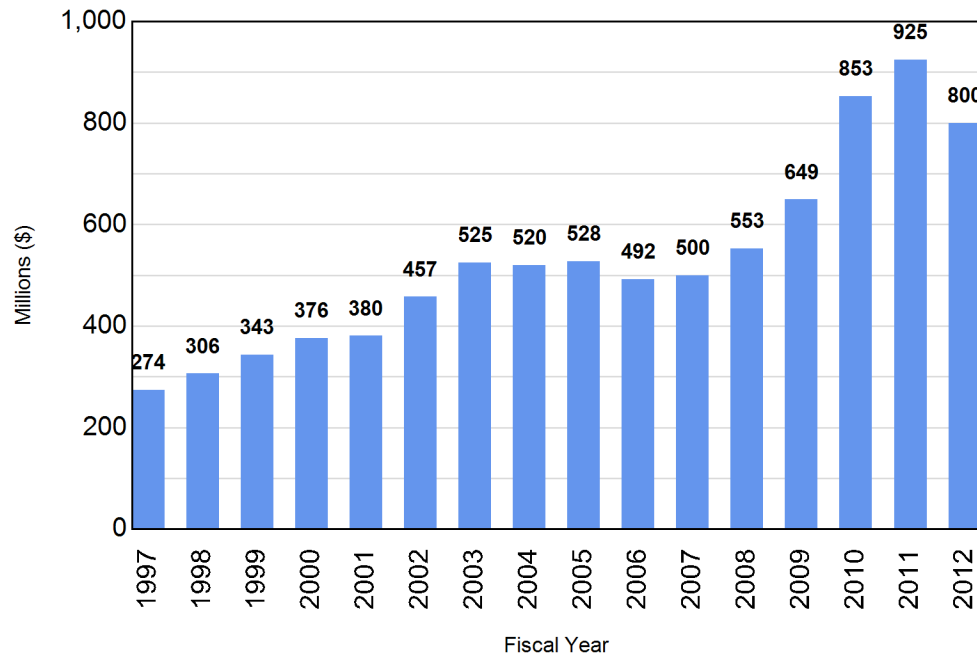
Table of Contents

Graphical Summary of Award Activity	3
Summary of Grant and Contract Awards	4
Comparison of Grants and Contract Awards by Agency	5
Comparison of Grants and Contract Awards by School/College	6
Summary of Grant Awards – Excluding Private Awards	8
Summary of Grant Awards - Private Awards	9
Summary of Contract Awards	10
Report of Grant & Contract Awards over \$1,000,000	11

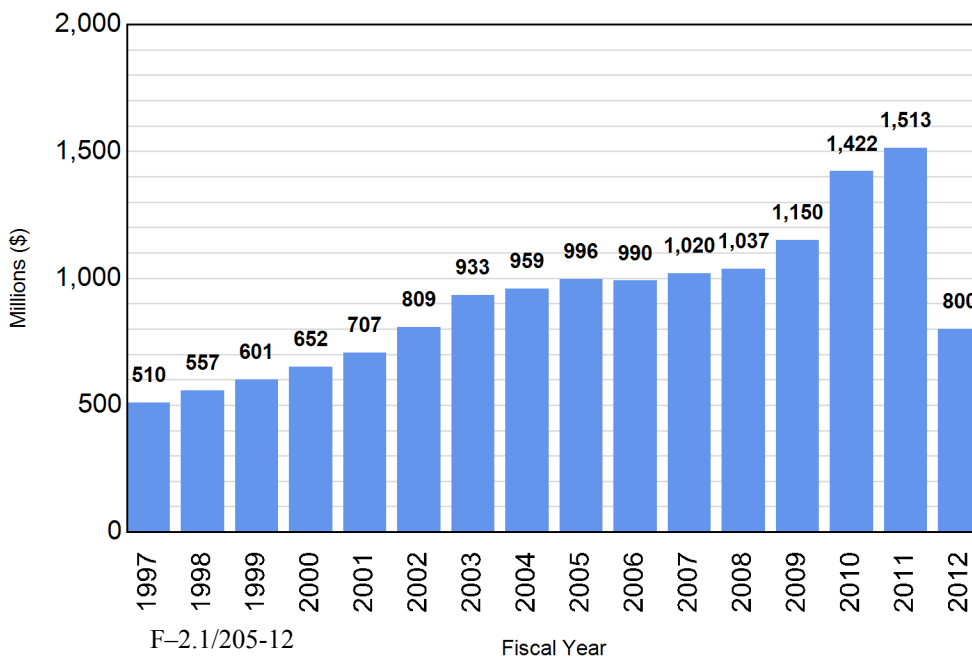
January Only
Comparison of Grant & Contract Awards



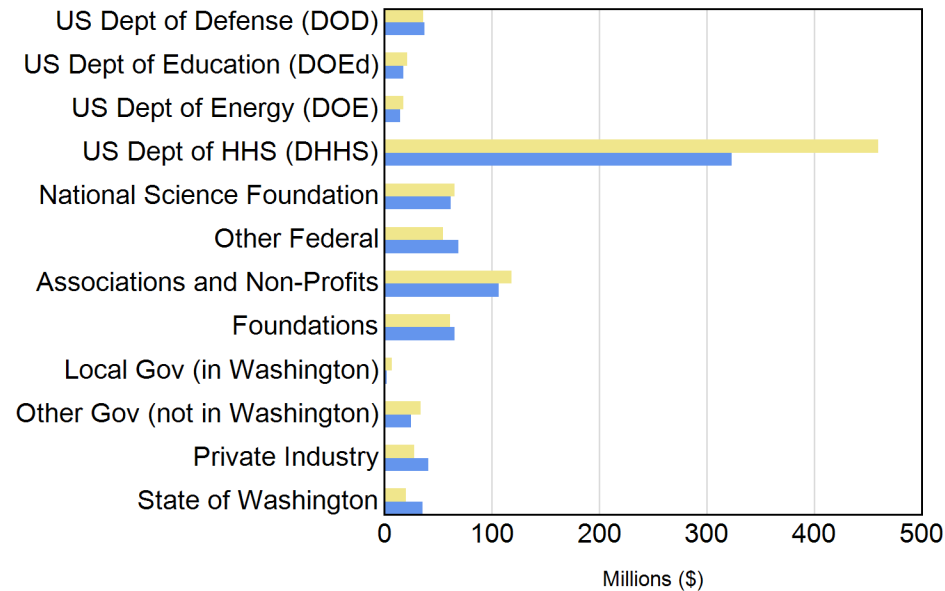
Fiscal Year to Date
Comparison of Grant & Contract Awards



Complete Fiscal Year
Comparison of Grant & Contract Awards



Fiscal Year to Date
Two-Year Comparison of Grant and Contract Awards



Summary of Grant and Contract AwardsFiscal Year 2011-2012

Month	RESEARCH AND OTHER		TRAINING		Total Grants and Contracts
	Federal	Non-Federal	Federal	Non-Federal	
July	\$ 72,776,120	\$ 30,196,740	\$ 7,642,882	\$ 2,388,481	\$ 113,004,200
August	\$ 127,093,600	\$ 38,276,540	\$ 11,366,250	\$ 954,419	\$ 177,690,800
September	\$ 141,972,200	\$ 57,712,860	\$ 8,141,800	\$ 1,267,491	\$ 209,094,400
October	\$ 64,749,740	\$ 28,930,740	\$ 4,470,465	\$ 802,690	\$ 98,953,630
November	\$ 30,235,620	\$ 49,313,150	\$ 772,264	\$ 5,337,309	\$ 85,658,350
December	\$ 24,013,190	\$ 33,453,340	\$ 392,235	\$ 1,164,378	\$ 59,023,140
January	\$ 30,346,840	\$ 25,558,800	\$ 464,989	\$ 254,364	\$ 56,624,990
FY12 to Date	\$491,187,389	\$263,442,181	\$33,250,880	\$12,169,131	\$800,049,581
FY11 to Date	\$576,773,134	\$255,176,996	\$78,973,811	\$13,869,412	\$924,793,353
Over (Under) Previous Year	(\$85,585,746)	\$8,265,185	(\$45,722,931)	(\$1,700,281)	(\$124,743,772)

Comparison of Grant and Contract Awards by Agency**Fiscal Years 2010-2011 and 2011-2012**

Agency	Jul-Jan FY11	Jul-Jan FY12
US Department of Defense (DOD)	\$ 36,291,355	\$ 37,282,212
US Department of Education (DOEd)	\$ 21,142,926	\$ 18,043,049
US Department of Energy (DOE)	\$ 17,928,441	\$ 14,674,009
US Department of Health and Human Services (DHHS)	\$ 459,807,332	\$ 323,463,874
National Science Foundation (NSF)	\$ 65,581,951	\$ 61,978,716
Other Federal	\$ 54,994,941	\$ 68,996,409
Subtotal for Federal :	\$ 655,746,945	\$ 524,438,269
Associations and Non-Profits	\$ 118,290,146	\$ 106,690,983
Foundations	\$ 61,363,405	\$ 65,369,625
Local Government (in Washington)	\$ 6,890,867	\$ 2,197,552
Other Government (not in Washington)	\$ 34,187,320	\$ 24,877,173
Private Industry	\$ 28,003,274	\$ 40,984,212
State of Washington	\$ 20,311,396	\$ 35,491,768
Subtotal for Non-Federal :	\$ 269,046,408	\$ 275,611,313
Grand Total :	\$ 924,793,353	\$ 800,049,581
Amount of Increase (Decrease) :		(\$ 124,743,772)
Percent of Increase (Decrease) :		(13.5 %)

Comparison of Grant and Contract Awards by School/CollegeFiscal Years 2010-2011 and 2011-2012

School/College	Jul-Jan FY11	Jul-Jan FY12
Upper Campus		
Architecture and Urban Planning	\$ 2,013,665	\$ 525,904
Arts and Sciences	\$ 58,096,438	\$ 51,214,663
Center for Commercialization	\$ 291,264	
College of the Environment	\$ 85,880,050	\$ 97,227,715
Director of Libraries	\$ 282,381	\$ 5,336,571
Education	\$ 18,483,155	\$ 16,229,034
Educational Outreach	\$ 175,000	\$ 50,000
Engineering	\$ 67,221,503	\$ 61,794,928
Evans School of Public Affairs	\$ 1,533,314	\$ 1,664,112
Executive Vice President	\$ 236,340	\$ 19,981
Foster School of Business	\$ 1,150,823	\$ 282,543
Graduate School	\$ 929,500	\$ 3,130,591
Information School	\$ 1,613,102	\$ 3,753,880
Law	\$ 1,943,206	\$ 3,548,883
Office of Research	\$ 43,767,765	\$ 32,477,958
Provost		\$ 29,468
Social Work	\$ 14,764,996	\$ 11,893,112
Undergraduate Education	\$ 1,573,269	\$ 934,534
VP Minority Affairs	\$ 6,597,431	\$ 9,032,547
VP Student Life	\$ 20,715	\$ 46,000
Subtotal :	\$ 306,573,917	\$ 299,192,424
Health Sciences		
Dentistry	\$ 2,070,145	\$ 2,059,223
Health Sciences Admin		\$ 1,690
Medicine	\$ 455,532,536	\$ 374,130,022
Nursing	\$ 11,612,118	\$ 8,090,902
Pharmacy	\$ 12,278,280	\$ 16,688,897
Public Health	\$ 115,659,338	\$ 68,023,041
Subtotal :	\$ 597,152,417	\$ 468,993,776
Special Programs		
Alcohol and Drug Abuse Institute	\$ 3,032,140	\$ 2,228,613
CHDD Administration	\$ 4,320,852	\$ 6,416,067
Hall Health Primary Care Center	\$ 283,155	
Regional Primate Center	\$ 6,553,080	\$ 18,575,196
Subtotal :	\$ 14,189,227	\$ 27,219,876

School/College	Jul-Jan FY11	Jul-Jan FY12
Other UW Campuses		
Bothell	\$ 1,672,464	\$ 3,544,516
Tacoma	\$ 5,205,329	\$ 1,098,990
Subtotal :	\$ 6,877,793	\$ 4,643,506
Grand Total :	\$ 924,793,353	\$ 800,049,581

Summary of Grant Awards**Fiscal Year 2011-2012***Excluding private awards from Foundations, Industry, Associations and Others*

Month	RESEARCH AND OTHER		TRAINING		Total Grants
	Federal	Non-Federal	Federal	Non-Federal	
July	\$ 71,450,980	\$ 5,019,858	\$ 7,510,674	\$ 126,824	\$ 84,108,340
August	\$ 120,682,900	\$ 2,948,988	\$ 11,366,250	\$ 314,640	\$ 135,312,800
September	\$ 138,011,500	\$ 9,825,795	\$ 8,121,800	\$ 172,830	\$ 156,131,900
October	\$ 55,634,390	\$ 8,875,251	\$ 4,470,465	\$ 255,199	\$ 69,235,300
November	\$ 21,802,560	\$ 2,942,820	\$ 772,264	\$ 4,077,087	\$ 29,594,730
December	\$ 21,360,260	\$ 2,630,255	\$ 392,235	\$ 300,964	\$ 24,683,720
January	\$ 28,687,020	\$ 4,849,061	\$ 464,989	\$ 151,603	\$ 34,152,670
Year to Date	\$ 457,629,600	\$ 37,092,030	\$ 33,098,670	\$ 5,399,147	\$ 533,219,500

Summary of Grant Awards**Fiscal Year 2011-2012***Private awards from Foundations, Industry, Associations and Others*

Month	RESEARCH AND OTHER	TRAINING	Total Grants
July	\$ 21,192,800	\$ 165,382	\$ 21,358,180
August	\$ 20,388,870	\$ 425,819	\$ 20,814,690
September	\$ 37,401,440	\$ 1,061,446	\$ 38,462,890
October	\$ 15,415,300	\$ 515,275	\$ 15,930,570
November	\$ 39,275,490	\$ 901,444	\$ 40,176,930
December	\$ 21,573,510	\$ 292,047	\$ 21,865,560
January	\$ 16,251,820	\$ 8,296	\$ 16,260,110
Year to Date	\$ 171,499,200	\$ 3,369,709	\$ 174,868,900

Summary of Contract AwardsFiscal Year 2011-2012

Month	RESEARCH AND OTHER		TRAINING		Total Contracts
	Federal	Non-Federal	Federal	Non-Federal	
July	\$ 1,325,143	\$ 3,984,090	\$ 132,208	\$ 2,096,275	\$ 7,537,716
August	\$ 6,410,709	\$ 14,938,690	\$ 0	\$ 213,960	\$ 21,563,360
September	\$ 3,960,724	\$ 10,485,630	\$ 20,000	\$ 33,215	\$ 14,499,570
October	\$ 9,115,353	\$ 4,640,188	\$ 0	\$ 32,216	\$ 13,787,760
November	\$ 8,433,068	\$ 7,094,843	\$ 0	\$ 358,778	\$ 15,886,690
December	\$ 2,652,925	\$ 9,249,576	\$ 0	\$ 571,367	\$ 12,473,870
January	\$ 1,659,826	\$ 4,457,920	\$ 0	\$ 94,465	\$ 6,212,211
Year to Date	\$ 33,557,750	\$ 54,850,930	\$ 152,208	\$ 3,400,276	\$ 91,961,170

**Report of Grant and Contract Awards
of \$1,000,000 or More**

January 2012

**Requiring action of
The Board of Regents
of the
University of Washington**

**Office of Research
Office of Sponsored Programs**

Detail of Public Grant Awards

Federal

US Department of Health and Human Services (DHHS)

National Institutes of Health (NIH)

To: Susanne May, Assoc Professor \$ 6,169,555
 Biostatistics

For: Resuscitation Outcomes Consortium (ROC) Data Coordinating
 Center

Eff: 1/1/2012 Classified: No

National Institute of Child Health and Human Development (NICHD)

To: Virginia Berninger, Professor \$ 1,697,315
 Dept Of Education

For: Defining and Treating Written Language Disabilities

Eff: 12/15/2011 Classified: No

*Total for National Institute of Child Health and Human Development
 (NICHD):* \$ 1,697,315

Total for National Institutes of Health (NIH): \$ 7,866,870

Total for US Department of Health and Human Services (DHHS): \$ 7,866,870

Total for Federal: \$ 7,866,870

Total Public Grants: \$ 7,866,870

Detail of Private Grant Awards

Associations and Non-Profits

Educurious

To: Patricia Wasley, Professor \$ 2,198,418
Dept Of Education
For: Educurious 2
Eff: 8/1/2011 Classified: No
Total for Educurious: \$ 2,198,418

Fred Hutchinson Cancer Research Center (FHCRC)

To: Shiu-lok Hu, Professor \$ 1,018,630
Pharmaceutics
For: Targeted modification of host and proviral DNA to treat latent HIV
infection
Eff: 7/8/2011 Classified: No
Total for Fred Hutchinson Cancer Research Center (FHCRC): \$ 1,018,630

Space Telescope Science Institute (STScI)

To: Julianne Dalcanton, Professor \$ 1,244,108
Astronomy
For: HST GO-12105 - Panchromatic Hubble Andromeda Treasury
(PHAT)
Eff: 8/1/2010 Classified: No
Total for Space Telescope Science Institute (STScI): \$ 1,244,108

Total for Associations and Non-Profits: \$ 4,461,156

Foundations

The Simons Foundation

To: Evan Eichler, Professor \$ 1,835,440
Genome Sciences
For: Whole Exome Sequencing of Simons Simplex Collection Quads
Eff: 1/1/2012 Classified: No
Total for The Simons Foundation: \$ 1,835,440

Total for Foundations: \$ 1,835,440

Total Private Grants: \$ 6,296,596

Detail of Contract Awards

State of Washington

Washington State Life Sciences Discovery Fund Authority (LSDFA)

To: John Slattery, Associate Dean \$ 1,750,000
Principal Accts
For: Washington Phenotyped Biospecimen Resource
Eff: 1/1/2012 Classified: No
**Total for Washington State Life Sciences Discovery Fund Authority
(LSDFA): \$ 1,750,000**

Total for State of Washington: \$ 1,750,000

Total Contracts: \$ 1,750,000

Grand Total for all Awards \$ 15,913,466

Grant and Contract Awards Summary

to

The Board of Regents

of the

University of Washington

for

February 2012

Office of Research

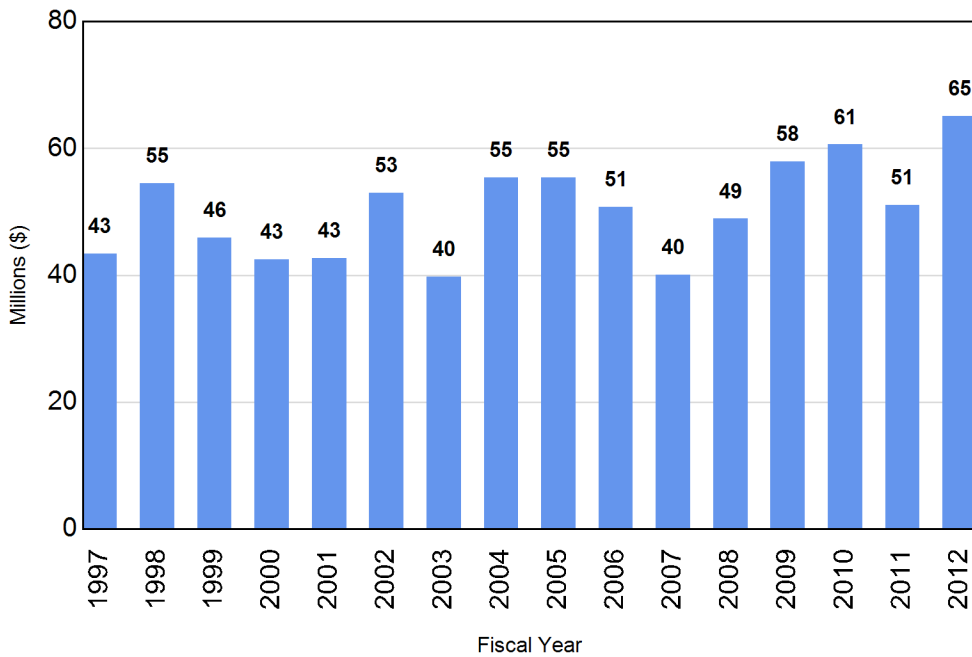
Office of Sponsored Programs

The numbers provided in this report are subject to adjustment at the time that the Annual Report of Sponsored Activity is published.
The changes would reflect modifications and additions to existing awards.

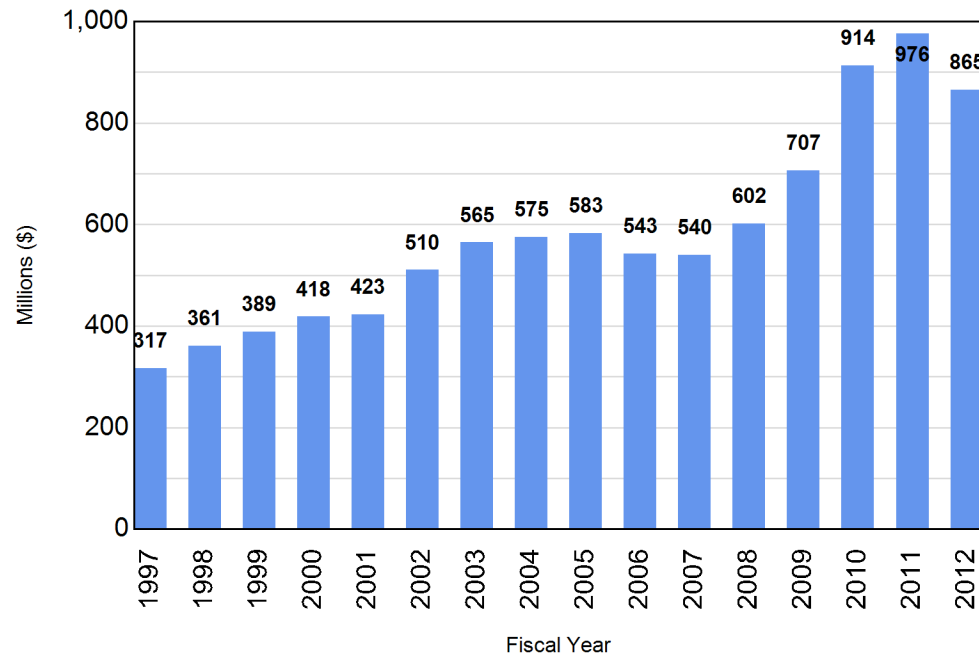
Table of Contents

Graphical Summary of Award Activity	3
Summary of Grant and Contract Awards	4
Comparison of Grants and Contract Awards by Agency	5
Comparison of Grants and Contract Awards by School/College	6
Summary of Grant Awards – Excluding Private Awards	8
Summary of Grant Awards - Private Awards	9
Summary of Contract Awards	10
Report of Grant & Contract Awards over \$1,000,000	11

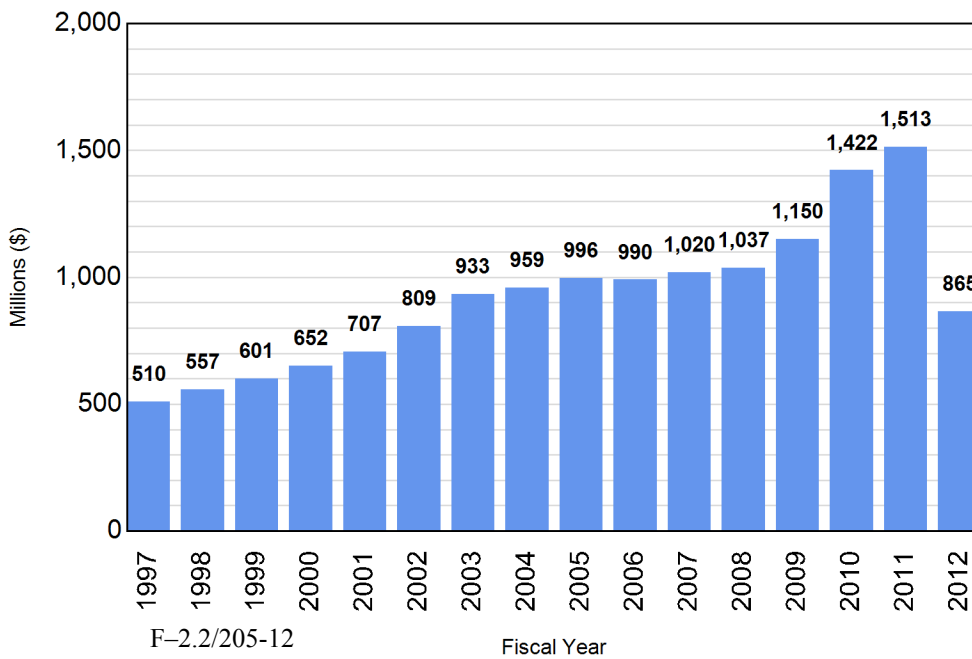
February Only
Comparison of Grant & Contract Awards



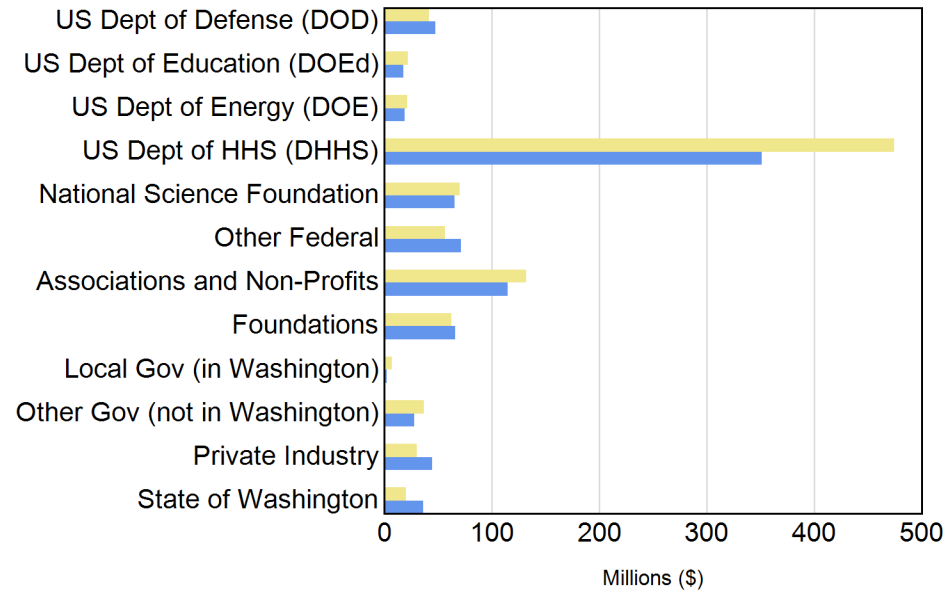
Fiscal Year to Date
Comparison of Grant & Contract Awards



Complete Fiscal Year
Comparison of Grant & Contract Awards



Fiscal Year to Date
Two-Year Comparison of Grant and Contract Awards



Summary of Grant and Contract AwardsFiscal Year 2011-2012

Month	RESEARCH AND OTHER		TRAINING		Total Grants and Contracts
	Federal	Non-Federal	Federal	Non-Federal	
July	\$ 72,776,120	\$ 30,196,740	\$ 7,642,882	\$ 2,388,481	\$ 113,004,200
August	\$ 127,093,600	\$ 38,276,540	\$ 11,366,250	\$ 954,419	\$ 177,690,800
September	\$ 142,014,000	\$ 57,712,860	\$ 8,100,000	\$ 1,267,491	\$ 209,094,400
October	\$ 64,749,740	\$ 28,930,740	\$ 4,470,465	\$ 802,690	\$ 98,953,630
November	\$ 30,235,620	\$ 49,313,530	\$ 772,264	\$ 5,337,309	\$ 85,658,730
December	\$ 24,013,190	\$ 33,553,300	\$ 392,235	\$ 1,164,378	\$ 59,123,100
January	\$ 30,346,840	\$ 25,582,030	\$ 464,989	\$ 254,364	\$ 56,648,220
February	\$ 46,858,480	\$ 15,543,470	\$ 1,520,722	\$ 1,157,557	\$ 65,080,230
FY12 to Date	\$538,087,665	\$279,109,219	\$34,729,802	\$13,326,688	\$865,253,374
FY11 to Date	\$605,941,437	\$275,267,680	\$80,778,254	\$13,951,008	\$975,938,379
Over (Under) Previous Year	(\$67,853,773)	\$3,841,539	(\$46,048,452)	(\$624,320)	(\$110,685,006)

Comparison of Grant and Contract Awards by Agency

Fiscal Years 2010-2011 and 2011-2012

Agency	Jul-Feb FY11	Jul-Feb FY12
US Department of Defense (DOD)	\$ 41,681,650	\$ 47,768,811
US Department of Education (DOEd)	\$ 22,117,164	\$ 18,043,049
US Department of Energy (DOE)	\$ 21,176,154	\$ 19,034,984
US Department of Health and Human Services (DHHS)	\$ 474,907,992	\$ 351,091,041
National Science Foundation (NSF)	\$ 70,265,155	\$ 65,258,569
Other Federal	\$ 56,571,577	\$ 71,621,013
Subtotal for Federal :	\$ 686,719,691	\$ 572,817,467
Associations and Non-Profits	\$ 131,960,454	\$ 115,006,678
Foundations	\$ 62,296,626	\$ 66,296,852
Local Government (in Washington)	\$ 7,100,206	\$ 2,338,102
Other Government (not in Washington)	\$ 36,988,045	\$ 27,868,021
Private Industry	\$ 30,522,057	\$ 44,755,618
State of Washington	\$ 20,351,300	\$ 36,170,637
Subtotal for Non-Federal :	\$ 289,218,689	\$ 292,435,907
Grand Total :	\$ 975,938,379	\$ 865,253,374
Amount of Increase (Decrease) :		(\$ 110,685,006)
Percent of Increase (Decrease) :		(11.3 %)

Comparison of Grant and Contract Awards by School/CollegeFiscal Years 2010-2011 and 2011-2012

School/College	Jul-Feb FY11	Jul-Feb FY12
Upper Campus		
Architecture and Urban Planning	\$ 2,016,165	\$ 875,504
Arts and Sciences	\$ 63,631,400	\$ 56,568,050
Center for Commercialization	\$ 291,264	
College of the Environment	\$ 91,366,846	\$ 102,321,096
Director of Libraries	\$ 282,381	\$ 5,336,571
Education	\$ 18,881,493	\$ 16,365,872
Educational Outreach	\$ 175,000	\$ 50,000
Engineering	\$ 72,165,006	\$ 68,843,531
Evans School of Public Affairs	\$ 1,587,417	\$ 1,665,846
Executive Vice President	\$ 236,340	\$ 19,981
Foster School of Business	\$ 1,150,823	\$ 282,543
Graduate School	\$ 2,029,500	\$ 3,130,591
Information School	\$ 1,694,688	\$ 3,952,729
Law	\$ 1,962,988	\$ 3,602,575
Office of Research	\$ 46,671,087	\$ 37,443,239
Provost		\$ 29,468
Social Work	\$ 15,356,335	\$ 12,775,280
Undergraduate Education	\$ 1,578,269	\$ 939,534
VP Minority Affairs	\$ 7,810,926	\$ 9,050,947
VP Student Life	\$ 20,715	\$ 46,000
Subtotal :	\$ 328,908,643	\$ 323,299,357
Health Sciences		
Dentistry	\$ 2,513,227	\$ 2,162,561
Health Sciences Admin		\$ 1,690
Medicine	\$ 480,264,352	\$ 404,293,019
Nursing	\$ 12,141,692	\$ 8,854,792
Pharmacy	\$ 12,278,280	\$ 18,937,068
Public Health	\$ 117,564,529	\$ 75,053,343
Subtotal :	\$ 624,762,080	\$ 509,302,472
Special Programs		
Alcohol and Drug Abuse Institute	\$ 3,521,556	\$ 2,665,788
CHDD Administration	\$ 4,519,090	\$ 6,416,067
Hall Health Primary Care Center	\$ 283,155	
Regional Primate Center	\$ 6,762,331	\$ 18,575,196
Subtotal :	\$ 15,086,132	\$ 27,657,051

School/College	Jul-Feb FY11	Jul-Feb FY12
Other UW Campuses		
Bothell	\$ 1,931,304	\$ 3,895,504
Tacoma	\$ 5,250,220	\$ 1,098,990
Subtotal :	\$ 7,181,524	\$ 4,994,494
Grand Total :	\$ 975,938,379	\$ 865,253,374

Summary of Grant Awards**Fiscal Year 2011-2012***Excluding private awards from Foundations, Industry, Associations and Others*

Month	RESEARCH AND OTHER		TRAINING		Total Grants
	Federal	Non-Federal	Federal	Non-Federal	
July	\$ 71,450,980	\$ 5,019,858	\$ 7,510,674	\$ 126,824	\$ 84,108,340
August	\$ 120,682,900	\$ 2,948,988	\$ 11,366,250	\$ 314,640	\$ 135,312,800
September	\$ 138,053,300	\$ 9,825,795	\$ 8,080,000	\$ 172,830	\$ 156,131,900
October	\$ 55,634,390	\$ 8,875,251	\$ 4,470,465	\$ 255,199	\$ 69,235,300
November	\$ 21,802,560	\$ 2,942,820	\$ 772,264	\$ 4,077,087	\$ 29,594,730
December	\$ 21,360,260	\$ 2,630,255	\$ 392,235	\$ 300,964	\$ 24,683,720
January	\$ 28,687,020	\$ 4,843,651	\$ 464,989	\$ 151,603	\$ 34,147,260
February	\$ 40,830,610	\$ 2,539,351	\$ 1,520,722	\$ 80,748	\$ 44,971,430
Year to Date	\$ 498,502,000	\$ 39,625,970	\$ 34,577,590	\$ 5,479,895	\$ 578,185,500

Summary of Grant Awards**Fiscal Year 2011-2012***Private awards from Foundations, Industry, Associations and Others*

Month	RESEARCH AND OTHER	TRAINING	Total Grants
July	\$ 21,192,800	\$ 165,382	\$ 21,358,180
August	\$ 20,388,870	\$ 425,819	\$ 20,814,690
September	\$ 37,401,440	\$ 1,061,446	\$ 38,462,890
October	\$ 15,415,300	\$ 515,275	\$ 15,930,570
November	\$ 39,275,870	\$ 901,444	\$ 40,177,310
December	\$ 21,673,470	\$ 292,047	\$ 21,965,520
January	\$ 16,280,460	\$ 8,296	\$ 16,288,750
February	\$ 8,419,101	\$ 123,092	\$ 8,542,192
Year to Date	\$ 180,047,300	\$ 3,492,801	\$ 183,540,100

Summary of Contract AwardsFiscal Year 2011-2012

Month	RESEARCH AND OTHER		TRAINING		Total Contracts
	Federal	Non-Federal	Federal	Non-Federal	
July	\$ 1,325,143	\$ 3,984,090	\$ 132,208	\$ 2,096,275	\$ 7,537,716
August	\$ 6,410,709	\$ 14,938,690	\$ 0	\$ 213,960	\$ 21,563,360
September	\$ 3,960,724	\$ 10,485,630	\$ 20,000	\$ 33,215	\$ 14,499,570
October	\$ 9,115,353	\$ 4,640,188	\$ 0	\$ 32,216	\$ 13,787,760
November	\$ 8,433,068	\$ 7,094,843	\$ 0	\$ 358,778	\$ 15,886,690
December	\$ 2,652,925	\$ 9,249,576	\$ 0	\$ 571,367	\$ 12,473,870
January	\$ 1,659,826	\$ 4,457,920	\$ 0	\$ 94,465	\$ 6,212,211
February	\$ 6,027,863	\$ 4,585,020	\$ 0	\$ 953,717	\$ 11,566,600
Year to Date	\$ 39,585,610	\$ 59,435,950	\$ 152,208	\$ 4,353,993	\$ 103,527,800

**Report of Grant and Contract Awards
of \$1,000,000 or More**

February 2012

**Requiring action of
The Board of Regents
of the
University of Washington**

**Office of Research
Office of Sponsored Programs**

Detail of Public Grant Awards

Federal

US Department of Defense (DOD)

DARPA Defense Sciences Office

To:	Paul Yager, Professor Bioengineering	\$ 3,009,573
For:	Multiplexable Autonomous Disposables for Nucleic Acid Amplification Tests for LRSs	
Eff:	8/29/2011	Classified: No

Total for DARPA Defense Sciences Office: \$ 3,009,573

Total for US Department of Defense (DOD): \$ 3,009,573

US Department of Energy (DOE)

US Department of Energy (DOE)

To:	Daniel Kirschen, Professor Electrical Engineering	\$ 1,423,330
For:	Energy Positioning: Control and Economics	
Eff:	3/1/2012	Classified: No

To:	David B. Kaplan, Director Inst Nuclear Theory	\$ 2,556,000
For:	National Institute for Nuclear Theory	
Eff:	5/1/2000	Classified: No

Total for US Department of Energy (DOE): \$ 3,979,330

Total for US Department of Energy (DOE): \$ 3,979,330

US Department of Health and Human Services (DHHS)

Centers for Disease Control and Prevention (CDC)

To:	King Holmes, Chair Global Health	\$ 1,100,000
For:	I-TECH Safe Male Circumcision in Botswana	
Eff:	9/30/2011	Classified: No

Total for Centers for Disease Control and Prevention (CDC): \$ 1,100,000

National Institutes of Health (NIH)

To:	Peter Rabinovitch, Professor Pathology	\$ 1,868,417
For:	Mitochondrial Antioxidants, Aging and Healthspan	
Eff:	3/1/2012	Classified: No

Total for National Institutes of Health (NIH): \$ 1,868,417

Total for US Department of Health and Human Services (DHHS): \$ 2,968,417

Detail of Public Grant Awards

Federal

National Science Foundation (NSF)

National Science Foundation (NSF)

To: Timothy Essington, Associate Professor \$ 1,194,242
 Aquatic&Fishery Scienc
 For: Consequences of hypoxia on food web linkages in a pelagic marine
 ecosystem
 Eff: 6/1/2012 Classified: No

Total for National Science Foundation (NSF): \$ 1,194,242

Total for National Science Foundation (NSF): \$ 1,194,242

Other Federal

Environmental Protection Agency (EPA)

To: Elaine Faustman, Professor \$ 2,179,427
 Enviro & Occup Health
 For: Center for Child Environmental Health Risks Research (EPA)
 Eff: 9/25/2009 Classified: No

Total for Environmental Protection Agency (EPA): \$ 2,179,427

Total for Other Federal: \$ 2,179,427

Total for Federal: \$ 13,330,989

Total Public Grants: \$ 13,330,989

Detail of Contract Awards

Federal

US Department of Health and Human Services (DHHS)

National Institutes of Health (NIH)

National Heart, Lung, and Blood Institute (NHLBI)

To: Alice Arnold, Research Scientist/engineer-senior \$ 1,114,188
 Biostatistics
 For: CHS Core Support Renewal
 Eff: 1/1/2012 Classified: No

Total for National Heart, Lung, and Blood Institute (NHLBI): \$ 1,114,188

National Institute of Allergy and Infectious Diseases (NIAID)

To: Michael Gerald Katze, Professor \$ 3,419,067
 Microbiology
 For: A Systems Biology Approach to Emerging Respiratory Viral
 Diseases
 Eff: 2/1/2012 Classified: No

Total for National Institute of Allergy and Infectious Diseases (NIAID): \$ 3,419,067

Total for National Institutes of Health (NIH): \$ 4,533,255

Total for US Department of Health and Human Services (DHHS): \$ 4,533,255

Total for Federal: \$ 4,533,255

Total Contracts: \$ 4,533,255

