



**October 4, 2012**

**TO:** Members of the Board of Regents  
Ex officio Representatives to the Board of Regents  
**FROM:** Joan Goldblatt, Secretary of the Board of Regents  
**RE:** Schedule of Meetings

**WEDNESDAY, OCTOBER 10, 2012**

**5:30 p.m.**                                      **President's Residence**      **DINNER FOR REGENTS,  
AND OTHER GUESTS**

**THURSDAY, OCTOBER 11, 2012**

**9:00 to 9:25 a.m.**                              **142 Gerberding Hall**      **ACADEMIC AND STUDENT AFFAIRS  
COMMITTEE:** Regents Ayer (Chair), Cole, Jaech,  
Jordan

**9:35 to 10:45 a.m.\***                              **142 Gerberding Hall**      **FINANCE, AUDIT AND FACILITIES  
COMMITTEE:** Regents Smith (Chair), Blake,  
Jewell, Shanahan, Simon

**10:55 a.m. to 12:40 p.m.\***                              **142 Gerberding Hall**      **ACADEMIC AND STUDENT AFFAIRS  
COMMITTEE:** Regents Ayer (Chair), Cole, Jaech,  
Jordan

*in Joint Session with*

**FINANCE, AUDIT AND FACILITIES  
COMMITTEE:** Regents Smith (Chair), Blake,  
Jewell, Shanahan, Simon

**1:00 p.m.**                                      **Petersen Room**                              **REGULAR MEETING OF BOARD OF  
Allen Library**                              **REGENTS**

*\*or upon conclusion of the previous session.*

Unless otherwise indicated, committee meetings of the Board of Regents will run consecutively; starting times following the first committee are estimates only. If a session ends earlier than expected, the next scheduled session may convene immediately. Committee meetings may be attended by all members of the Board of Regents and all members may participate.

To request disability accommodation, contact the Disability Services Office at: 206.543.6450 (voice), 206.543.6452 (TTY), 206.685.7264 (fax), or email at [dso@uw.edu](mailto:dso@uw.edu). The University of Washington makes every effort to honor disability accommodation requests. Requests can be responded to most effectively if received as far in advance of the event as possible, preferably at least 10 days.

1.1/210-12  
10/11/12



**UNIVERSITY OF WASHINGTON  
BOARD OF REGENTS**

**Academic and Student Affairs Committee**  
Regents Ayer (Chair), Cole, Jaech, Jordan

**October 11, 2012  
9:00 to 9:25 a.m.  
142 Gerberding Hall**

1. **Academic and Administrative Appointments** **ACTION** A-1  
    **Ana Mari Cauce**, Provost and Executive Vice President
2. **Research Update** **INFORMATION** A-3  
    **Mary Lidstrom**, Vice Provost for Research
3. **Other Business**



UNIVERSITY OF WASHINGTON  
BOARD OF REGENTS

**Finance, Audit and Facilities Committee**  
Regents Smith (Chair), Blake, Jewell, Shanahan, Simon

**October 11, 2012**  
**9:35 to 10:45 a.m.**  
**142 Gerberding Hall**

1. **Report of Contributions – August 2012** **INFORMATION** F-1  
Walter G. Dryfoos, Associate Vice President, Advancement Services  
Connie Kravas, Vice President, University Advancement
2. **Grant and Contract Awards Summary – July and August 2012** **ACTION** F-2  
Ana Mari Cauce, Provost and Executive Vice President
3. **Actions Taken Under Delegated Authority** **INFORMATION** F-3  
Richard Chapman, Associate Vice President, Capital Projects Office
4. **UW Medical Center Expansion Phase II – Informational Update** **INFORMATION** F-4  
Johnese Spisso, Chief Health System Officer, UW Medicine and Vice President, UW Medicine Health System  
Lori Mitchell, Chief Financial Officer, UW Medicine  
Chris Malins, Senior Associate Treasurer, Treasury Office
5. **Asset Liability Management Semi-Annual Borrower Reports (SABRe)** **INFORMATION** F-5  
Chris Malins  
Paul King, Senior Associate Athletic Director – Business & Finance, Intercollegiate Athletics  
Pam Schreiber, Director, Housing & Food Services  
Lori Mitchell
6. **Executive Session**  
(to consider the selection of a site or the acquisition of real estate by lease or purchase when public knowledge regarding such consideration would cause a likelihood of increased price.)
7. **Other Business**



**UNIVERSITY OF WASHINGTON  
BOARD OF REGENTS**

**Academic and Student Affairs Committee**  
Regents Ayer (Chair), Cole, Jaech, Jordan

*In Joint Session with*

**Finance, Audit and Facilities Committee**  
Regents Smith (Chair), Blake, Jewell, Shanahan, Simon

**October 11, 2012  
10:55 a.m. to 12:40 p.m.  
142 Gerberding Hall**

1. **UW Strategy for Administrative Systems and Information Management** **INFORMATION** F-6  
**Kelli Trosvig**, Vice President for UW Information Technology and Chief Information Officer  
**Sara Gomez**, Associate Vice President, Information Management
2. **Summary of UW 2012 Public Opinion Survey** **INFORMATION** A-4  
**Randy Hodgins**, Vice President for External Affairs  
**Key Nuttall**, Assistant Vice President, University Marketing
3. **Executive Session**  
(to discuss with legal counsel representing the University, litigation or potential litigation to which the University is, or is likely to become, a party, when public knowledge regarding the discussion is likely to result in an adverse legal or financial consequence to the University.)
4. **Executive Session**  
(to review the performance of public employees.)
5. **Other Business**



## AGENDA

### BOARD OF REGENTS University of Washington

October 11, 2012

1:00 p.m.

Petersen Room, Allen Library

(Item No.)

**I. CALL TO ORDER**

**II. ROLL CALL: Assistant Secretary Shelley Tennant**

**III. CONFIRM AGENDA**

**IV. REPORT OF THE CHAIR OF THE BOARD OF REGENTS: Regent Harrell**

**PUBLIC COMMENT PERIOD**

Appointment of Special Committee on Legislative Affairs (Action)

BP-1

Board of Regents Resolution of Appreciation to Bill Gates Sr. (Action)

BP-2

**V. REPORT OF THE UNIVERSITY PRESIDENT: President Young**

**VI. CONSENT AGENDA**

Approval of Minutes of Meeting of September 13, 2012

Grant and Contract Awards Summary – July and August 2012

F-2

**VII. STANDING COMMITTEES**

**A. Academic and Student Affairs Committee: Regent Ayer– Chair**

Academic and Administrative Appointments (Action)

A-1

Research Update (Information only)

A-3

***Joint Session*****A. Academic and Student Affairs Committee: Regent Ayer – Chair****B. Finance, Audit and Facilities Committee: Regent Smith – Chair**

Summary of UW 2012 Public Opinion Survey (Information only) A-4

UW Strategy for Administrative Systems and Information Management (Information only) F-6

**B. Finance, Audit and Facilities Committee: Regent Smith – Chair**

Report of Contributions – August 2012 (Information only) F-1

Actions Taken Under Delegated Authority (Information only) F-3

UW Medical Center Expansion Phase II – Informational Update (Information only) F-4

Asset Liability Management Semi-Annual Borrower Reports (SABRe) (Information only) F-5

**VIII. OTHER BUSINESS****Reports to the Board:**

**Faculty Senate Chair – Professor Jim Gregory**

**Student Leaders:**

**ASUW President – Mr. Evan Smith**

**GPSS President – Mr. Adam Sherman**

**ASUW Tacoma President – Ms. Elizabeth Pierini**

**ASUW Bothell President – Mr. Kevin King**

**Alumni Association President – Mr. Patrick Crumb**

**IX. DATE FOR NEXT REGULAR MEETING: Thursday, November 8, 2012****X. ADJOURNMENT**

OFFICIAL MINUTES

**MINUTES**

**BOARD OF REGENTS  
University of Washington**

**October 11, 2012**

The Board of Regents held its regular meeting on Thursday, October 11, 2012, beginning at 1:00 p.m. in the Petersen Room of the Allen Library. The notice of the meeting was appropriately provided to the public and the media.

**CALL TO ORDER**

Regent Harrell called the meeting of the Board of Regents to order at 1:00 p.m.

**ROLL CALL**

Assistant Secretary Tennant called the roll: Present were Regents Harrell (presiding), Ayer, Blake, Cole, Jaech, Jordan, Shanahan, Simon, Smith; President Young, Provost Cauce, Ms. Warren, Ms. Goldblatt; ex officio representatives: Professor Gregory, Mr. Sherman, Mr. Smith, Mr. Crumb.

Absent: Regent Jewell

**CONFIRM AGENDA**

The agenda was confirmed as presented.

**REPORT OF THE CHAIR OF THE BOARD OF REGENTS:** Regent Harrell

**PUBLIC COMMENT PERIOD**

Regent Harrell announced, as required by law, there would be a time for public comment at every meeting of the Board of Regents.

She called the names of those who signed up in advance and invited each to give public comment. Deepa Bhandaru, a UW graduate student and academic student employee, commented on student fees.

Regent Harrell welcomed Jeremy Jaech to the Board. Governor Gregoire appointed Regent Jaech effective on October first. He is a "Double Dawg" holding an undergraduate degree in Mathematics and a Master of Science in Computer Science. Regent Jaech is a technology and software entrepreneur, currently CEO of Watchfrog,

October 11, 2012

Inc. and a member of the UW College of Engineering Visiting Committee. Originally from Richland, he is a Husky Basketball fan. Regent Jaech agreed to serve on the Academic and Student Affairs Committee. Regent Harrell invited Regent Jaech to say a few words. Regent Jaech described his long-time involvement with the University, as a student, entrepreneur, employer, and volunteer. He feels the UW is a big economic driver. He served as co-chair of the committee that raised funds for construction of the Computer Science & Engineering building. He also volunteered as the Chair of the Communications Committee during UW's last fundraising campaign. This volunteer service, he said, deepened his engagement with the University. Following his remarks, Regent Jaech received a round of applause.

Regent Harrell said she was also pleased to report the Governor reappointed Kristi Blake to the Board for a second six-year term and congratulated Regent Blake, who received applause.

**Appointment of Special Committee on Legislative Affairs** (Agenda no. BP-1)  
(Action)

Regent Harrell announced the appointment of a Special Committee on Legislative Affairs. This advisory committee will provide input to the Board, President, and others on legislative matters. The Special Committee will be in place until the completion of the 2013 legislative session.

**MOTION:** Upon the recommendation of the Chair of the Board and the motion made by Regent Ayer, seconded by Regent Smith, the Board voted to approve the appointment of a Special Committee on Legislative Affairs.

Regent Harrell, as Chair of the Board, will serve ex officio on the Committee. She appointed Regent Simon to serve on the Committee as Chair, and thanked him for accepting this important responsibility. With input from Regent Simon, she will select the two additional Regents to serve on the committee and announce their names at the next meeting of the Board.

**Regent Resolution of Appreciation to Bill Gates Sr.** (Agenda no. BP-2) (Action)

Regent Harrell remarked that on September 30, Bill Gates completed fifteen years of service on the Board of Regents. A celebration in his honor is being planned. She read a Resolution of Appreciation and asked for Board approval. Following the reading those attending gave Regent Gates a standing ovation, in absentia.

**MOTION:** Upon the recommendation of the Chair of the Board and the motion made by Regent Cole seconded by Regent Smith, the Board voted to approve the Regent Resolution to Bill Gates Sr.

Regent Harrell invited President Young to deliver his report.

**REPORT OF THE UNIVERSITY PRESIDENT:** President Young



October 11, 2012

President Young echoed Regent Harrell's welcome to Jeremy Jaech and commented on his strong leadership and innovative thinking. The President said it's always great to have more Husky alumni on the Board.

He congratulated Regent Blake on her reappointment to the Board, and said he looks forward to continuing to work with her.

The President acknowledged Bill Gates' unparalleled contribution to the University. He noted Mr. Gates continues to serve the University in a variety of capacities.

President Young highlighted recent meetings he attended.

At the meeting of the UW Foundation Board, Lyn Grinstein passed the leadership baton to Howard Behar, who will serve as Chair. Bill Ayer will serve as Vice Chair. During that meeting, Tom Stritikus, Dean of the College of Education, brought fourth grade students to the meeting and demonstrated methods to teach them conceptual math.

The President attended the annual Recognition Gala held in the newly-renovated HUB. Dan and Nancy Evans were recognized for their contributions to the University.

The President attended the annual Costco Scholarship Breakfast, where the establishment of a new scholarship for graduate students was announced and \$3.5 million was raised. Half of the funds raised are designated to fund scholarships for UW students. Attendees heard from the beneficiaries of Costco scholarships.

The President commented on the recent Freshman Convocation and Dawg Daze events, where he introduced the term "empurpled."

The President attended the gala held to celebrate the 50<sup>th</sup> anniversary of the Evans School of Public Affairs. All former living deans of the School attended the event. Melinda Gates was the keynote speaker. He praised the impressive accomplishments of Evans school alumni.

Recent speaking engagements:

- Bellevue Rotary – discussed expanding UW's presence in Bellevue; the community expressed a need for additional higher education;
- Suburban Cities Association – formalized an expanded internship program;
- C4C receptions for entrepreneurs and Presidential Entrepreneurial Fellows;
- US-China Networking Symposium;
- Ribbon cuttings for a number of major UW construction projects:
  - Molecular Engineering & Sciences Building
  - HUB Grand Reopening
  - UW Medical Center Montlake Tower Opening

The President's annual address to the University community will be on Thursday, October 18, in Meany Hall. The address will be broadcast and streamed live on UWTV.

October 11, 2012

President Young highlighted awards and honors recently received by the University:

- Two UW faculty members received NIH New Innovator Awards, which support exceptionally creative new investigators:
  - Kim Woodrow, Assistant Professor, Bioengineering
  - Elhanan Borenstein, Assistant Professor, Genome Sciences
- Professor Dee Boersma, Biology, received the Alumni Achievement Award from the Mortar Board National Honor Society.

President Young listed recent rankings:

- In the area of rankings, the UW was listed as the sixteenth best University in the world in the Shanghai Jiao Tong University rankings.
- The UW did extremely well in the 2012 Performance Ranking of Scientific Papers for World Universities from National Taiwan University, receiving number four in the world for overall rankings, and first among American public universities. This ranking considers the impact and quality of research.
- The UW was ranked the twenty-fourth university in the world by London Times Higher Education rankings, up a spot from last year, and fourth among American public universities. This, the President said, is one of the most comprehensive global ranking systems, which examines a university's strengths against its core missions – teaching, research, citations, industry income, and international outlook.
- The Washington Monthly ranked the University of Washington is twenty-first in the nation for graduation rates among public universities, with a rate of over 80%. When adjusted for the demographics of the class, the UW ranks sixth in the nation of all colleges and universities for social mobility, research production, and commitment to service.

The President provided some information about the 2012 entering freshman classes at Seattle, Bothell, and Tacoma.

In Seattle, the freshman class is the biggest ever, with 6,049 students. The applicant pool was up 7%. The freshman class has an average GPA of 3.75 and their SAT composite average scores increased to 1820. The proportion of underrepresented minority students is 12.30%, which is slightly higher than last year's class. 28% of the incoming freshmen would be the first in their families to earn a bachelor's degree.

UW Bothell welcomed nearly 550 freshmen and nearly 630 transfer students to their campus this fall. 49% of their incoming freshmen would be the first in their families to earn a bachelor's degree.

UW Tacoma has 338 freshmen, up from 245 last year, and just over 800 transfer students. Almost 60% of UW Tacoma freshmen would be the first in their families to earn a bachelor's degree.

President Young stated the University is committed to assuring admitted students have the resources to complete their education. In 2011, less than 50% of UW seniors graduated with loan debt; whereas, in 2010, 65% of all college seniors graduated with loan debt nationally.

The President addressed the issue of student debt, and stated in 2011 UW undergraduates who left school with debt borrowed an average of \$20,316. This is 20% below the 2010 national average of \$25,250. Nationally, there is an increased rate of student loan defaults. In fiscal year 2009, the three-year default rate was 13.4% overall (11% for public schools). UW compares very favorably with these numbers. UW's three-year rate is a remarkable 3%, more than 10% below the national average. UW's two-year rate increased slightly from 1.4% to 2.1%, still well below the national average. In summary, the President said UW's student loan default rate is less than a quarter of the national average.

## CONSENT AGENDA

Regent Harrell noted there were two items for approval on the consent agenda, and called for a motion.

**MOTION:** Upon the recommendation of the Chair of the Board and the motion made by Regent Smith, seconded by Regent Ayer, the Board voted to approve the two items on the consent agenda as shown below:

### **Minutes for the meeting of September 13, 2012**

#### **Grant and Contract Awards Summary – July and August 2012** (Agenda no. F-2)

It was the recommendation of the administration and the Finance, Audit and Facilities Committee the Board of Regents accept Grant and Contract Awards for the month of July 2012, in the total amount of \$89,026,660 and in August 2012, in the total amount of \$132,433,800.

See Attachment F-2.

## STANDING COMMITTEES

### **ACADEMIC AND STUDENT AFFAIRS COMMITTEE:** Regent Ayer Chair

Regent Harrell asked Regent Ayer to provide a report from the Academic and Student Affairs and Joint Committees.

#### **Academic and Administrative Appointments** (Agenda no. A-1) (Action)

**MOTION:** Upon the recommendation of the administration and the motion made by Regent Ayer, the Board voted to approve the academic and administrative appointments. Regent Jordan abstained from the vote.

See Attachment A-1.

**Research Update** (Agenda no. A-3) (Information only)

Regent Ayer described the interesting and encouraging report Regents received from Vice Provost Mary Lidstrom about research at the University, saying it is a large and complex enterprise with significant infrastructure. He added it has earned a well-deserved reputation. Regents learned research revenue has increased due to excellent leadership and a collaborative environment supporting interdisciplinary work. This environment allows the UW to be competitive for large grants. Many of UW's research grants are large projects; 47% of the research funding supports 200 grants, but smaller grants help accomplish the UW's educational mission, offering research opportunities for students.

UW has seen a recent increase in federal research funding, which reflects the market share. There is good diversity in awards in different areas of research. Provost Lidstrom described possible implications of a federal sequestration, offering "what if" analyses. The possibility of sequestration is a concern, but the University has strategies in place to deal with this, if it occurs.

See Attachment A-3.

**FINANCE, AUDIT AND FACILITIES COMMITTEE: Regent Smith, Chair**

Regent Harrell invited Regent Smith to provide a report from the Finance, Audit and Facilities and Joint Committees.

**Report of Contributions – August 2012** (Agenda no. F-1) (Information only)

The total amount of gifts received in August 2012 was \$27,342,591. The total for the year-to-date is \$40,457,023.

See Attachment F-1.

**Actions Taken Under Delegated Authority** (Agenda no. F-3) (Information Only)

See Attachment F-3.

**UW Medical Center Expansion Phase II – Informational Update** (Agenda no. F-4) (Information Only)

Regent Smith reported Regents received an update on a ten-year facilities plan for UW Medicine's core hospital campus. Additions to the plan focused on a hospital remodel to better integrate it with the new Montlake Tower. Proposed changes are intended to improve efficiency and reduce operating costs. Regents will be asked to take action on the expansion at the November 2012 meeting of the Board.

See Attachment F-4.

**Asset Liability Management Semi-Annual Borrower Reports (SABRe)** (Agenda no. F-5) (Information Only)

UW Treasury Office staff introduced newly designed reports for four major borrowing entities: Intercollegiate Athletics, UW Medicine, UW Medicine South Lake Union, and Housing & Food Services. These four units represent two-thirds of the University's borrowing. The reports were designed to provide Regents a deeper understanding of the financial health of these borrowing entities.

See Attachment F-5.

***Joint Session***

**ACADEMIC AND STUDENT AFFAIRS COMMITTEE: Regent Ayer, Chair**  
**FINANCE, AUDIT AND FACILITIES COMMITTEE: Regent Smith, Chair**

**UW Strategy for Administrative Systems and Information Management** (Agenda no. F-6) (Information Only)

Regent Smith described a report about administrative systems at the University. Vice President Trosvig proposed incrementally modernizing the University's administrative systems to improve operations and management capabilities. New systems would replace old and inadequate legacy administrative systems. These new systems would improve the decision-making process. The proposed plan would begin with the health and payroll systems, followed by projects which would improve the student experience, then other value-added projects, including procurement and budget management systems.

See Attachment F-6.

**Summary of UW 2012 Public Opinion Survey** (Agenda no. A-4) (Information Only)

Regent Ayer said Regents received a report about a survey, conducted by a national firm, to gauge public opinion about the University in Washington state. The objective of this research was to identify focus areas to frame external and internal communications. A statistically significant number of people (550) responded to the residential phone survey. The responses were positive overall, showing improved favorability and ratings since the last survey was conducted in 2010. More people feel a connection to the University of Washington, describing connections in the areas of academics, medicine, and athletics. There is a general understanding of the University's impact. The survey replies revealed gaps in three areas. 1) the public's understanding of student demographics, 2) the view of economic diversity – availability of the University to people with lower incomes, and 3) tuition – the public perception is that tuition rates are higher than they really are. These gaps create future opportunities for improved communication.

See Attachment A-4.

**OTHER BUSINESS: REPORTS TO THE BOARD OF REGENTS**

Regent Harrell invited the student leaders from UW Bothell and Tacoma to join the Board at the table during the reports to the Board of Regents.

**Faculty Senate Chair:** Professor Jim Gregory

Professor Gregory's remarks are attached to these minutes.

**ASUW President:** Mr. Evan Smith

Mr. Smith thanked Professor Gregory for his remarks and said the students and faculty share the brunt of budget cuts and can stand together with a message of the importance of investment in higher education. Undergraduates, he said, are also "dazed and confused," but also "hopelessly optimistic" about their educations.

Mr. Smith reported on autumn quarter activities:

- Over 3,000 people attended the Dawg Daze concert held in Red Square.
- ASUW conducted a get-out-the vote effort and registered over 1,500 students to vote and hosted forums about initiatives and featuring candidates to educate students on civic involvement.
- October 27 is the homecoming football event.

In collaboration with GPSS, ASUW is encouraging the establishment of college councils for students. Last year's pilot project resulted in seven colleges committed to this effort. Mr. Smith believes student college councils reflect a spirit of collaborative decision-making and provide student perspective to decisions.

Mr. Smith said students are concerned and confused about differential tuition. The current law allows differential tuition to be charged in autumn 2013. He believes the stakeholders affected should be aware of, and understand, the nuances of issues related to differential tuition. ASUW plans to convene focus groups in the colleges most affected. ASUW currently opposes differential tuition, but Mr. Smith encourages having all voices at the table to talk about this issue.

He reiterated his role as an ex officio representative to the Board of Regents as ASUW President, saying it was an honor to be elected. In his one-year term he hopes to provide the student perspective and be a resource to inform policy-making decisions for the Board and to the University administration.

**GPSS President:** Mr. Adam Sherman

Mr. Sherman echoed Professor Gregory's sentiments about the role of public education in today's society. He also echoed Mr. Smith's comments about student involvement on college councils so that decision makers hear the student perspective.

October 11, 2012

In the area of legislative efforts, GPSS held a voter registration drive and registered 375 students. This was part of a state-wide student coalition that registered 10,000 students to vote. A get-out-the-vote effort is forthcoming.

GPSS leaders engaged with legislators to communicate graduate students' priorities, including finding sources of new revenue to fund higher education, increased financial aid for graduate students, and looking at ways legislature might help strengthen the student voice in shared governance on campus.

Mr. Sherman said the affect of fee based programs concern graduate students. These self-sustaining programs don't receive state support, but are funded solely by student fees. To monitor this issue, GPSS has assembled a committee to develop a set of recommendations on how students and the administration can work together to improve principles to determine which programs are state supported and which are fee-based. He advocates a collaborative approach.

On the issue of student fees, Mr. Sherman said students are "enraged and engaged." He encouraged an expeditious closure to this issue. GPSS plans to hold a "fee forum" to educate students and provide them with more information about the origination of the various student fees.

Mr. Sherman described some upcoming events. With a renewed emphasis on science and policy, GPSS is holding a conversation about medical marijuana issues focusing on the science and how research at UW is used to inform policy decisions. GPSS is hosting a Fall Social to encourage interaction between graduate students from different departments. In November, GPSS will sponsor the Sixth Higher Education Summit. One of the panels will explore the role of on-line education on higher education. Other panels will address state funding on higher education and shared governance.

Following the HUB alumni event, GPSS hosted former GPSS leaders in the new HUB office and established relationships as they gained institutional memory.

**ASUW Tacoma President:** Ms. Elizabeth Pierini

In Ms. Pierini's absence, Mr. Rai Nauman Mumtaz, ASUW Tacoma Vice President, delivered a report from UW Tacoma.

Mr. Mumtaz reported on UW Tacoma's voter registration drive; they registered over 315 students. They held a Rock-the-Vote concert and invited candidates to attend. The event was attended by over 100 students and many candidates.

A popular event held during autumn quarter welcome days was "Hot Dogs with Top Dawgs" which featured hot dogs cooked and served to students by campus administrators.

ASUW Tacoma is emphasizing transparency with its use of facebook, and by hosting a "Stop By, Say Hi" campaign to invite students into their offices. This event resulted in

thought-provoking conversations about issues faced by students and how student government can help.

ASUW Tacoma student leaders are working with the League of Women Voters to civically engage the campus community.

Mr. Mumtaz identified parking and transportation as challenges for UW Tacoma students.

ASUW Tacoma recently passed a resolution to eliminate the use of plastic water bottles on campus.

“Run the Track with the Pack” is an upcoming 5K race to involve campus community partners with students.

UW Tacoma recently held a Convocation ceremony. This provided an opportunity for students, faculty, administrators, staff, and community members to come together to build a sense of community.

Grand opening ceremonies were held for the newly-constructed Tioga Library. Students are looking into creating increased collaborative study space.

**ASUW Bothell President:** Mr. Kevin King

Mr. King reported on campus construction projects. The sports field will be completed by the end of October. Students are meeting with architects and finalizing financial options for the student activity center. This will be an important space for students.

ASUW Bothell student government is focused on community service and community outreach activities.

ASUWB will hold special elections for freshman running for student senate, a new initiative at UWB. Student leaders are conducting a review of their current by-laws. They also held a voter registration drive, registering over 320 civically engaged students.

Mr. King stated his goal to recruit and activate student volunteers to serve the needs of UW Bothell. To that end he has created a list of 200 students, and plans to engage them on committees and in other activities.

He reported on a good turnout for their recent Convocation.

With Chancellor Kenyon Chan’s resignation effective at the end of the academic year, Mr. King praised Chancellor Chan’s efforts on campus and his support for students. Students are looking forward to being involved in the process to select the new Chancellor.

**Alumni Association President:** Mr. Patrick Crumb



October 11, 2012

Mr. Crumb announced former Naval Admiral Herb Bridge would be the inaugural recipient of the Distinguished Alumni Veterans Award. The award was developed in partnership between the University and the Veterans Center to recognize military service, issues of importance to veterans, community involvement, and support to the University. The award will be bestowed on Veterans Day, on campus.

Homecoming is in October, a time when UWAA has the opportunity to welcome back, and connect with, alumni and friends. The kick-off activity will be the 27<sup>th</sup> annual Dawg Dash on Sunday, October 21. Four-thousand people are expected to participate in this event to raise funds for scholarships. The homecoming football game will be played on October 27. Other activities include the 50<sup>th</sup> reunion for the class of 1962. The Purple and Gold Society, for alumni who have graduated fifty years or more ago, will hold their annual event in conjunction with Homecoming.

Mr. Crumb described some of the advocacy activities of UW Impact. The group is advocating in support of approval of the Senate Joint Resolution 8223 campaign. This constitutional amendment would give the University of Washington and Washington State University improved flexibility to invest pension, retirement and other public funds. The goal is to achieve a higher rate of return. UW Impact hosts community conversations with legislators held in homes in various legislative districts to discuss issues important to the University.

The UWAA Volunteer Appreciation Reception will be held on Saturday, November 3. This event will include a panel discussion on the future of higher education in the state of Washington, featuring President Young, Frank Blethen, and Regents Joanne Harrell and Craig Cole.

#### **DATE FOR NEXT MEETING**

The next regular meeting of the Board of Regents will be held on Thursday, November 8, 2012, on campus, at the newly-renovated Husky Union Building.

#### **ADJOURNMENT**

The regular meeting was adjourned at 2:25 p.m.



---

Joan Goldblatt  
Secretary of the Board of Regents

*Approved at the meeting of the Board on November 8, 2012.*

## IV. REPORT OF THE CHAIR OF THE BOARD OF REGENTS

### Appointment of Special Committee on Legislative Affairs

#### RECOMMENDED ACTION

It is the recommendation of the Chair that the Board of Regents approve the appointment of a Special Committee on Legislative Affairs.

#### BACKGROUND

Under the by-laws of the Board of Regents, the Board Chair may appoint special committees with the consent of the Board.

The Board Chair, Regent Joanne Harrell, proposes the creation of a Special Committee on Legislative Affairs. The Committee would consist of the Chair of the Board and three Regents to be selected by the Chair.

#### COMMITTEE MISSION

The Legislative Affairs Committee will provide input to the Board of Regents, the President and/or the President's designees on legislative matters. The committee would begin upon approval and continue until the end of the 2013 session of the Washington state legislature.

**University of Washington  
Board of Regents  
Resolution of Appreciation to  
Bill Gates Sr.**

WHEREAS, William H. Gates has completed three terms as a member of the University of Washington Board of Regents, contributing nearly fifteen years of exemplary service to the Board, the University of Washington, and the citizens of the state; and

WHEREAS, his extraordinary career in the practice of law, as well as his leadership in the profession—recognized by numerous awards from State of Washington and American Bar Associations and his being named the 1991 Distinguished Alumnus by the University of Washington School of Law—are tributes to the bachelor's and law degrees he earned from the University of Washington; and

WHEREAS, his deep commitment to his community and his strong sense of civic responsibility are manifest in his serving on and leading boards and initiatives too numerous to cite in their entirety, but which include the Greater Seattle Chamber of Commerce, King County United Way, the Seattle Foundation, Planned Parenthood Foundation, Seattle Repertory Theatre, the Seattle Symphony Foundation, founder of the Technology Alliance and of the Initiative for Global Development, as well as chairing the Seattle Public School Levy Campaign in 1971, and serving as the founding co-chair of the Bill & Melinda Gates Foundation; and

WHEREAS, his devotion to his alma mater has been exhibited in countless ways over the years, in service on the School of Law Visiting Committee, the UW Medical Center Board, the College of Arts & Sciences Visiting Committee, and the UW Foundation Board as Director for Life; and his unparalleled spirit of generosity led to his robust volunteer leadership as General Chair from 2001 to 2008 of the \$2.6 billion UW Campaign, "Creating Futures"; and

WHEREAS, he provided outstanding leadership to the Board of Regents, serving as chair of the Board in 1999-2000, and as chair, vice-chair and long-time member of the Academic and Student Affairs Committee; and

WHEREAS, he is the patriarch of the First Family of the University, whose service and philanthropy in support of the University of Washington are unprecedented and unsurpassed, starting with his late wife three-term Regent Mary Maxwell Gates, serving on the Board with his daughter Regent Kristianne Blake, and culminating in the profoundly generous support from the entire Gates family and especially the Bill & Melinda Gates Foundation; and

WHEREAS, his remarkable intelligence and wisdom, his keen—almost uncanny—insight, and his capacious curiosity and spirit of inquiry have infused the deliberations of the Board with reason, facts, reliable information, and knowledge; and

WHEREAS, his unwavering and uncompromising fidelity to quality, especially quality in the educational experience of students, has helped set a standard for the University to which all may aspire and which is worthy of the very best minds comprising our students, faculty, and staff;

NOW, THEREFORE, BE IT RESOLVED: That the members of the Board of Regents express to Bill Gates Sr. their sincere gratitude and abiding admiration on behalf of the entire University community, and their own personal thanks for his warm friendship, his passionate and loyal service, and his transformative and lasting contributions to the work of the Board—which has never seen his like and may never again—that we consider him a true friend, that we wish him continued success and happiness in all his endeavors, and that this resolution be spread upon the minutes of the Board as a permanent record of the Board's sincere appreciation.

James Gregory, Faculty Senate Chair  
Report to the Board of Regents  
October 11, 2012

I want to say a little bit about the Faculty Senate and a little about the mood of the faculty, which, just to preview, I would describe as “dazed and confused.”

First, I think I warned you that I am an historian and that this is the 75<sup>th</sup> anniversary of the Faculty Senate. We historians like to believe that history is instructive, that it deepens our understanding of current situations. Or maybe it is just interesting. Either way I want to share a factoid or two about the history of governance at our university.

The Faculty Senate was created in 1938, at a time when UW enrolled 9,000 students, charging them a modest \$15/quarter tuition. There were less than 300 faculty members. That April the faculty voted to endorse a plan that had been worked out with President Lee Paul Sieg. The background to this decision is pretty interesting. Faculty members had been lobbying for a system of shared governance for a generation with success. Then in the late 1930s a group of faculty announced that they were forming a union affiliated with the American Federation of Teachers. President Sieg decided that he would rather deal with a faculty senate than a faculty union. No surprise.

There is another part of this story that is also fascinating. A few months before the agreement, President Sieg fired one of the few female faculty members; an art professor names Lea Miller. Professor Miller was terminated because she had recently gotten married. Unaware of a newly adopted nepotism rule she had married a Zoology professor. The nepotism rule almost cut in one direction: wives were fired, not husbands.

Many of the faculty protested but the President insisted that Lea Miller must go and the Regents concurred. The story, I am glad to say, had a happy ending. Her husband resigned and UC Berkeley quickly hired both of them. They each went on to enjoy prominent careers.

And the incident helped move along the Senate plan. President Sieg worked well with the new framework, which included the beginnings of what we now call the faculty code. A few years later the President and Board of Regents agreed to a system of tenure, understanding that the protections of tenure were necessary to insure academic freedom and unhindered scholarly inquiry.

The faculty senate has served the university well over these past 75 years. Our system of governance is different from other universities—they are all unique. There are places where faculty have more power and universities where the Senate is less powerful. We may be in Goldilocks territory, not too hard, not too soft, in the middle and probably just about right.

Now to Dazed and Confused. First, a caveat. We don't take polls of faculty opinions and I really can't pretend to understand the mood of 4,000 faculty members spread across three campuses. And most familiar with faculty in upper campus and my remarks are really about them. Faculty in the Medical School and Public Health had their own reasons to be dazed and confused as they worry about sequestration.

This is what I hear on upper campus. Faculty share the concerns that I know everyone in this room feels. We are confused about what is happening to higher education and disturbed about what is happening to the younger generation. Why are we penalizing the young, saddling them with escalating tuition, impossible debt loads, and unprecedented unemployment rates? Why are we closing down public education at a time when it is needed more than ever before?

Most faculty members are very idealistic and committed to the idea of public education. Most of us are products of public education having grown up in an era when higher education was considered a public good, not just a private benefit. Tuition was low when we grew up because having a highly educated public was understood to benefit the whole society. Now it is pay as you go or borrow and then pay and pay. And for many of us this seems tragic and wrong.

On top of that we know that students on this campus are paying more and getting less. Our classes are bigger, we have dropped lab sections and discussion sections, there are fewer teaching assistants to provide the close contact that students deserve, and we don't have the proper equipment in many classrooms. The last four years have taken a toll that administrators don't see firsthand and most students don't understand because they don't have the frame of reference. They don't know what has been lost. But we do. We feel the deterioration.

And many of us have stepped up and tried to help. In my department, quite a number of us have been teaching overloads in the last few years, extra courses. Others are taking funds from endowments or grants that could go for research assistance or summer salary and using them instead to pay the salaries of teaching assistants who otherwise would not be teaching. And we are fund raising like crazy. The numbers that Connie Kravas shows you are impressive. What may not be apparent is that much of the fund raising depends on the volunteer efforts of faculty, who cultivate donors, give talks to private groups, work the phones, etc. This was not in our job description; we are doing it to help out. But it is taxing and can't go on forever.

Faculty are also dazed and confused about the priorities of the University of Washington. They see the buildings going up all over campus and wonder why some of that money is not available for education. They see resources pouring into the new football stadium and wonder why that is a priority at this moment, why entertainment seems to trump education. Ignorance plays a role in this confusion. They don't understand the separate of capital and operating budgets. I understand that it actually makes a lot of sense to borrow and build when interest rates and costs are low and when construction jobs are so needed. But few of my colleagues see it that way. They think the priorities are wrong and it is hard to disagree.

This report may be more somber than what you are used to. There are wonderful things happening every day at our University and much good news of the sort that you have been hearing throughout this meeting. But when you look at our core mission it is hard to say anything other than we are not doing well. And many faculty are losing patience. How much longer before things turn around? How much longer before we can do the kind of teaching that young people need?

VII. STANDING COMMITTEES

A. Academic and Student Affairs Committee

Academic and Administrative Appointments

RECOMMENDED ACTION

It is the recommendation of the administration and the Academic and Student Affairs Committee that the Board of Regents approve the appointments to the University faculty and administration as presented on the attached list.

*Attachment*

Academic and Administrative Appointments

---

## ADMINISTRATIVE APPOINTMENTS

---

### College of Arts and Sciences

#### **Department of Classics**

**Connors, Catherine Marie**

**Acting Chair, Classics, effective 3/16/2013**

Continuing Appointments:

- Associate Professor, Classics
- Adjunct Associate Professor, Gender, Women, and Sexuality Studies

Degrees:

- PhD, 1989, University of Michigan
- MA, 1986, University of Michigan
- BA, 1984, Harvard University

### School of Dentistry

#### **Department of Oral Health Sciences**

**Murphy, Christine A. Riedy**

**Acting Chair, Oral Health Sciences, effective 9/16/2012**

Continuing Appointments:

- Research Associate Professor, Oral Health Sciences
- Adjunct Research Associate Professor, Health Services
- Adjunct Research Associate Professor, Pediatric Dentistry

Degrees:

- MPH, 2002, University of Washington
- PhD, 1997, University of Washington
- MS, 1995, University of Washington
- BA, 1988, Susquehanna University

### College of Engineering

#### **Department of Industrial and Systems Engineering**

**Zabinsky, Zelda Barbara**

**Acting Chair, Industrial and Systems Engineering, effective 9/16/2012 through 3/15/2013**

Continuing Appointments:

- Professor, Industrial and Systems Engineering
- Adjunct Professor, Civil and Environmental Engineering
- Adjunct Professor, Electrical Engineering
- Adjunct Professor, Mechanical Engineering
- Associate Chair, Industrial and Systems Engineering

Degrees:

- PhD, 1985, University of Michigan
- MS, 1984, University of Michigan
- BS, 1977, University of Puget Sound

---

## ENDOWED APPOINTMENTS

---

### College of Arts and Sciences

#### Department of Chemistry

**Robinson, Bruce H.**

**Larry R. Dalton Endowed Professorship in Chemistry,  
effective 9/16/2012**

Continuing Appointment:

- Professor, Chemistry

Degrees:

- PhD, 1975, Vanderbilt University
- AB, 1967, Princeton University

#### Department of Economics

**Bruce, Neil**

**Paul F. Glaser Endowed Professorship in Economics, effective  
9/16/2012**

Continuing Appointments:

- Professor, Economics

Degrees:

- PhD, 1975, University of Chicago
- MA, 1969, Queen's University at Kingston (Canada)
- BA, 1968, University of Victoria (Canada)

**Thornton, Judy Grouse Leber**

**Charles R. Nelson Endowed Professorship in Economics,  
effective 9/16/2012**

Continuing Appointments:

- Professor, Economics

Degrees:

- PhD, 1960, Radcliffe
- MA, 1958, Radcliffe
- BA, 1956, Vassar College

#### Department of English

**Woodward, Kathleen Middlekauff**

**Byron and Alice L. Lockwood Professorship In The  
Humanities, effective 10/16/2012**

Continuing Appointments:

- Professor, English
- Director, Arts and Sciences

Degrees:

- PhD, 1976, University of California (San Diego)
- BA, 1966, Smith College



**Department of History**

**Walker, Joel Thomas**

**Jon Bridgman Endowed Professorship In History, effective 1/1/2013**

Continuing Appointments:

- Associate Professor, History
- Adjunct Associate Professor, Near Eastern Languages and Civilization

Degrees:

- PhD, 1998, Princeton University
- MA, 1994, Princeton University
- BA, 1991, Rice University

**Department of Mathematics**

**Toro, Tatiana**

**Robert R. & Elaine F. Phelps Professorship of Mathematics, effective 9/16/2012**

Continuing Appointments:

- Professor, Mathematics

Degrees:

- PhD, 1992, Stanford University
- MS, 1989, Stanford University
- BSc, 1986, Universidad Nacional de Columbia

**Department of Sociology**

**Burstein, Paul**

**The Samuel and Althea Stroum Chair in Jewish Studies, effective 10/1/2012**

Continuing Appointments:

- Professor, Sociology
- Adjunct Professor, Political Science

Degrees:

- PhD, 1974, Harvard University
- MA, 1971, Harvard University
- BA, 1968, University of Chicago

**Department of Statistics**

**Fox, Emily Beth**

**Amazon Professorship in Machine Learning, effective 7/1/2012**

Continuing Appointment:

- Assistant Professor, Statistics

Degrees:

- PhD, 2009, Massachusetts Institute of Technology
- EE, 2008, Massachusetts Institute of Technology
- MEng, 2005, Massachusetts Institute of Technology
- Scientiae Baccalaureus (SB), 2004, Massachusetts Institute of Technology

**College of Engineering**

**Department of Civil and Environmental Engineering**

**Fabbricino, Massimiliano**

**June 2004 Endowed Visiting Professorship, effective 11/1/2012**

Continuing Appointment:

- Visiting Associate Professor, Civil and Environmental Engineering

Degrees:

- MS, 1996, University of Naples (Italy)
- PhD, 1995, Polytechnic of Milan (Italy)

**School of Business**

**Department of Management and Organization**

**Denman, Ken**

**Edward V. Fritzky Endowed Visiting Chair in Leadership, effective 9/17/2012**

Continuing Appointment:

- Affiliate Professor, Management and Organization

Degrees:

- MBA, 1984, University of Washington
- BS, 1977, Central Washington University

---

## NEW APPOINTMENTS

---

### College of Arts and Sciences

#### Department of Applied Mathematics

**Martin, Richard Douglas**

**Professor, Applied Mathematics, effective 9/16/2012**

Prior UW Appointment:

Professor, Statistics

Degrees:

- PhD, 1969, Princeton University
- MS, 1965, University of Washington
- Bachelor of Science Engineering, 1959, Princeton University

#### Department of Biology

**Klicka, John Thomas**

**Acting Professor, Biology, effective 7/1/2012**

Prior Non-UW Appointment:

Curator of Birds and Adjunct Professor, Barrick  
Museum of Natural History, School of Life Sciences,  
UNLV

Degrees:

- PhD, 1999, University of Minnesota
- MS, 1994, Texas A&M University
- BS, 1987, University of Minnesota

#### Department of Slavic Languages and Literatures

**Mikolajczyk, Jacek**

**Visiting Assistant Professor, Slavic Languages and Literatures,  
effective 9/16/2012**

Prior Non-UW Appointment:

Assistant Professor, Institute of Cultural Studies, University  
of Silesia, Katowice, Poland

Degrees:

- PhD, 2006, University of Silesia (Poland)
- MA, 2001, University of Silesia (Poland)

### College of Education

#### College of Education

**Kauerz, Kristie**

**Research Assistant Professor, Education, effective 9/16/2012**

Degrees:

- Doctor Of Education, 2009, Columbia University
- MA, 1995, American University
- BA, 1991, Colorado College

**College of Engineering**  
**Department of Electrical Engineering**

**Pierquet, Brandon**

**Assistant Professor, Electrical Engineering, effective 9/16/2012**

Degrees:

- PhD, 2011, Massachusetts Institute of Technology
- SM, 2006, Massachusetts Institute of Technology
- BS, 2004, University of Wisconsin (Madison)

**School of Medicine**  
**Department of Laboratory Medicine**

**Edlefsen, Kerstin Lara**

**Assistant Professor without Tenure, Laboratory Medicine,  
effective 9/1/2012**

Prior UW Appointment:

Acting Assistant Professor, temporary, Laboratory  
Medicine

Degrees:

- MD, 2002, University of Washington
- BA, 1997, Evergreen State College
- BS, 1997, Evergreen State College

**Department of Medicine**

**Chiorean, Elena Gabriela**

**Associate Professor without Tenure, Medicine, effective  
9/1/2012**

Prior Non-UW Appointment:

Associate Professor of Medicine, Indiana University

Degree:

- Bachelor Of Medicine (BM), 1993, University of Medicine  
and Pharmacy of Cluj-Napoca (Romania)

**Fletcher, Grant Selmer**

**Assistant Professor without Tenure, Medicine, effective  
9/1/2012**

Prior UW Appointment:

Acting Assistant Professor, temporary, Medicine

Degrees:

- MD, 2002, University of North Carolina
- MPH, 1998, University of North Carolina
- BA, 1992, Oberlin College

**Department of Microbiology**

**Chandler, Josephine Rose**

**Research Assistant Professor, Microbiology, effective 9/1/2012**

Prior UW Appointment:

Senior Fellow, Microbiology

Degrees:

- PhD, 2006, University of Minnesota
- BS, 2000, University of Iowa

**Department of Orthopaedics and Sports Medicine**

**Firoozabadi, Reza**

**Assistant Professor without Tenure, Orthopaedics and Sports Medicine, effective 9/17/2012**

Prior UW Appointment:

Acting Instructor, Orthopaedics and Sports Medicine

Degrees:

- MD, 2005, Boston University
- MA, 2001, Boston University
- BA, 1999, University of California (Berkeley)

**Gee, Albert Ooguen**

**Assistant Professor without Tenure, Orthopaedics and Sports Medicine, effective 9/1/2012**

Degrees:

- MD, 2005, Washington University
- BS, 2001, University of Illinois (Urbana)

**School of Pharmacy**

**Department of Pharmaceutics**

**Klatt, Nichole Rose**

**Assistant Professor without Tenure, Pharmaceutics, effective 11/1/2012**

Degrees:

- PhD, 2009, Emory University
- BS, 2004, University of Minnesota

**School of Public Health**  
**Department of Health Services**

**Ornelas, India J.**

**Assistant Professor without Tenure, Health Services, effective  
10/1/2012**

Prior UW Appointment:

Acting Assistant Professor, temporary, Health Services

Degrees:

- PhD, 2009, University of North Carolina (Chapel Hill)
- MPH, 1999, University of Washington
- AB, 1996, Brown University

**University of Washington, Bothell**

**Computing and Software Systems Program, Bothell**

**Ryan, Julie Joyce Charity Hughes**

**Visiting Associate Professor, Computing and Software  
Systems, Bothell, effective 7/1/2012**

Prior Non-UW Appointment:

Associate Professor, Engineering Management and  
Systems Engineering, George Washington University

Degrees:

- DSC OR SCD, 2001, George Washington University
- MLS, 1996, Eastern Michigan University
- BS, 1982, US Air Force Academy

**Science and Technology, Bothell**

**Lam, Lawrence Kwong-Chung**

**Lecturer, Full-time, Science and Technology, Bothell, effective  
9/16/2012**

Prior UW Appointment:

Lecturer Part-Time, Science and Technology, Bothell

Degrees:

- MA, 2004, Western Seminary
- PhD, 1996, University of Washington
- MSEE, 1988, University of Washington
- Bachelor Of Electrical Engeneering, 1985, University of  
Texas (Austin)

**University of Washington, Tacoma**

**Institute of Technology, Tacoma**

**Escrig-Monferrer, Maria Teresa**

**Visiting Associate Professor, Institute of Technology, Tacoma,  
effective 7/1/2012**

Degrees:

- PhD, 1997, Universitat Jaume I (Spain)
- BS, 1991, U Polytechnique Valencia

# ADDENDUM

---

## ADMINISTRATIVE APPOINTMENT

---

### College of Engineering

**Ramey, Judith Ann**

**Acting Associate Dean, Engineering, effective September 16, 2012**

Continuing appointments:

- Professor, Human Centered Design & Engineering
- Adjunct Professor, Information School

Degrees:

- PhD, 1983, University of Texas
- MA, 1971, University of Texas
- BA, 1969, University of Texas

VII. STANDING COMMITTEES

A. Academic and Student Affairs Committee

Research Update

INFORMATION ONLY



# Update on Research Funding: 2012

**Mary Lidstrom**  
**Vice Provost for Research**



# Role of Research in our Academic Mission

- Funds experiential learning for graduate students and undergraduate students
  - Estimated to be \$200M in FY12
  - Impacts on the order of 5000 students each year



- Funds high-level discovery that contributes to our knowledge base and our reputation
  - One of our three core missions



# Role of Research in our Instructional Mission



Myth: strong researchers are poor teachers

Fact: 1/3 of our distinguished teaching award winners are also strong researchers; over half of the Brotman awards have gone to programs with strength in research

Fact: strong researchers bring the excitement of their discoveries into the classroom

Fact: research enhances the instructional mission inside and outside the classroom

# Organizational Improvement

## Creating an outstanding Climate for Research



Unit-wide strategic and organizational improvement effort called iSTAR (“Improving Service to Advance Research”).

iSTAR goals are streamlining and creating efficiencies while at the same time, increasing service

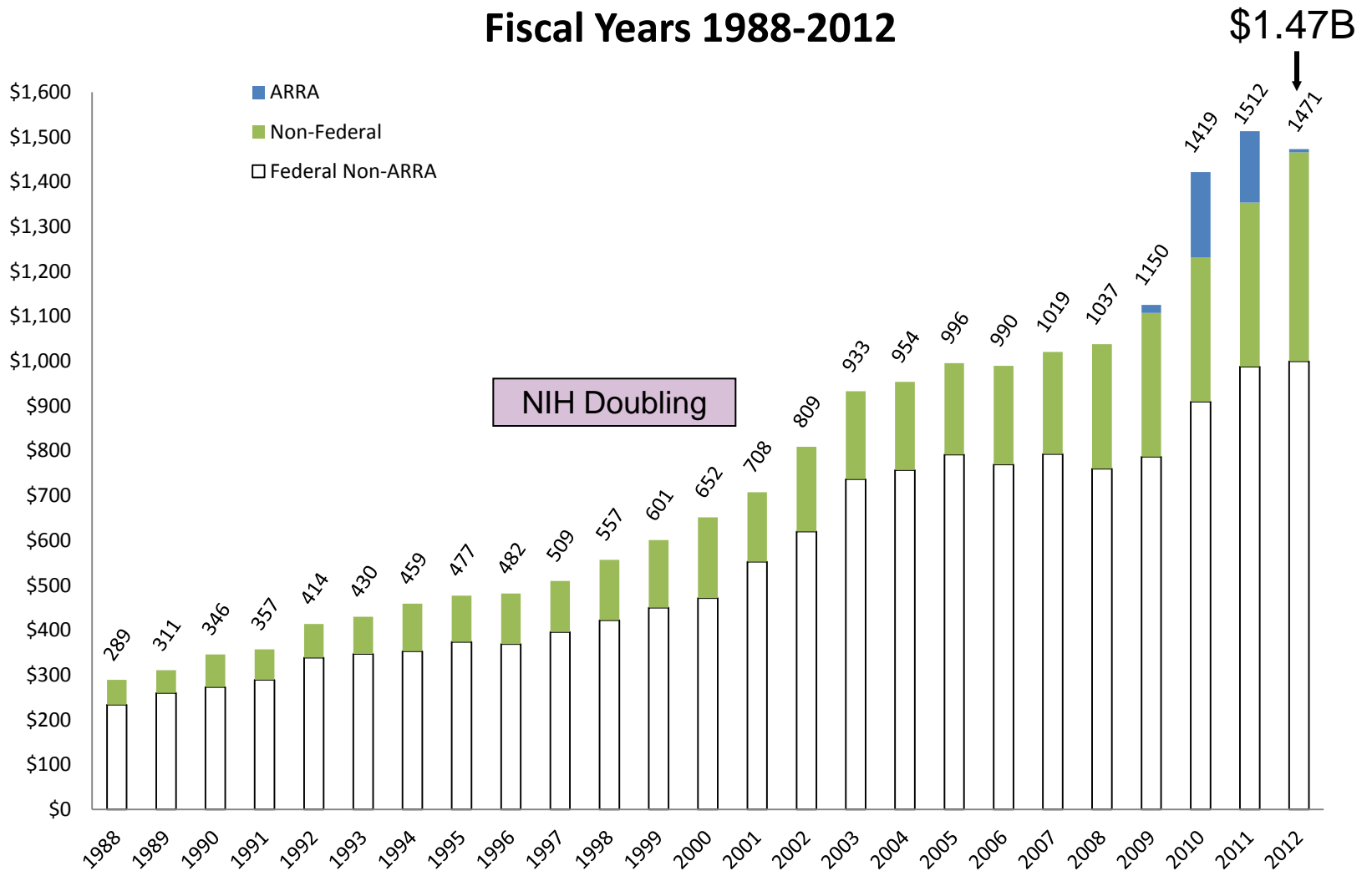
## Research Roadmap

Researcher-centric IT initiative

RR goals are to provide personalized service for faculty and staff involved in research administration by the creation of a researcher-centric electronic portal for managing all research tasks.

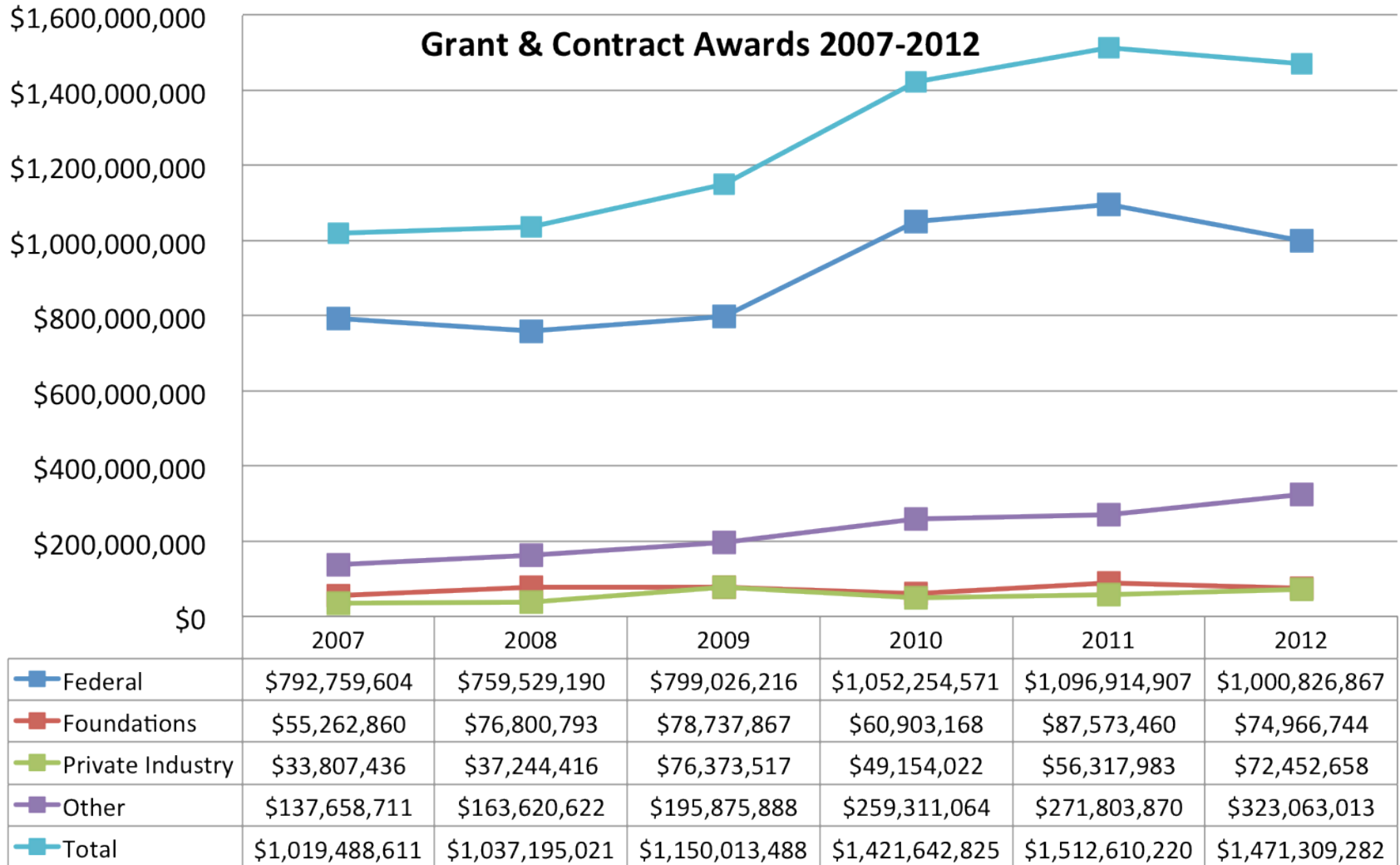
# Total Grant and Contract Awards by Year (in Millions)

## Fiscal Years 1988-2012

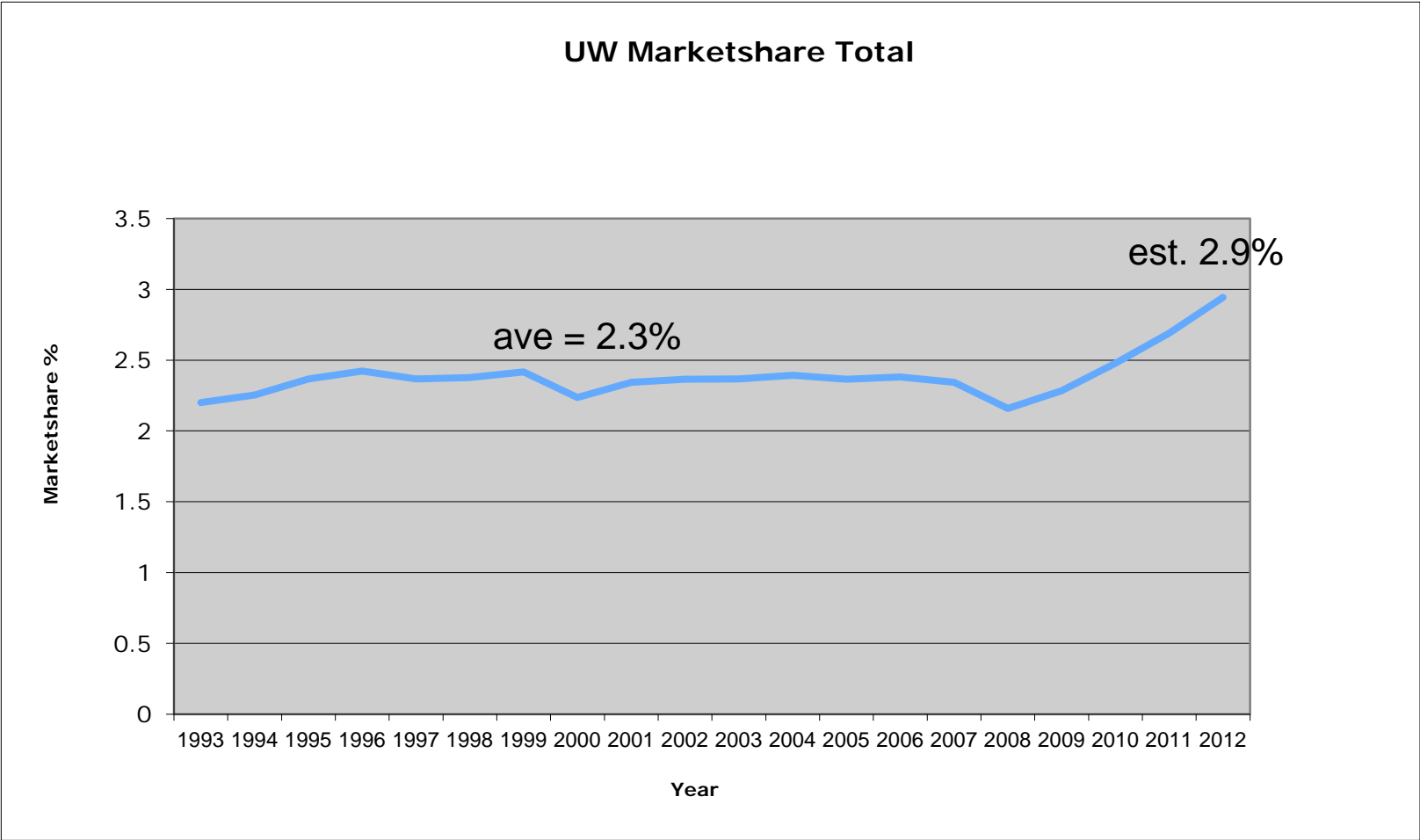


Research funding has doubled twice in the past 20 years

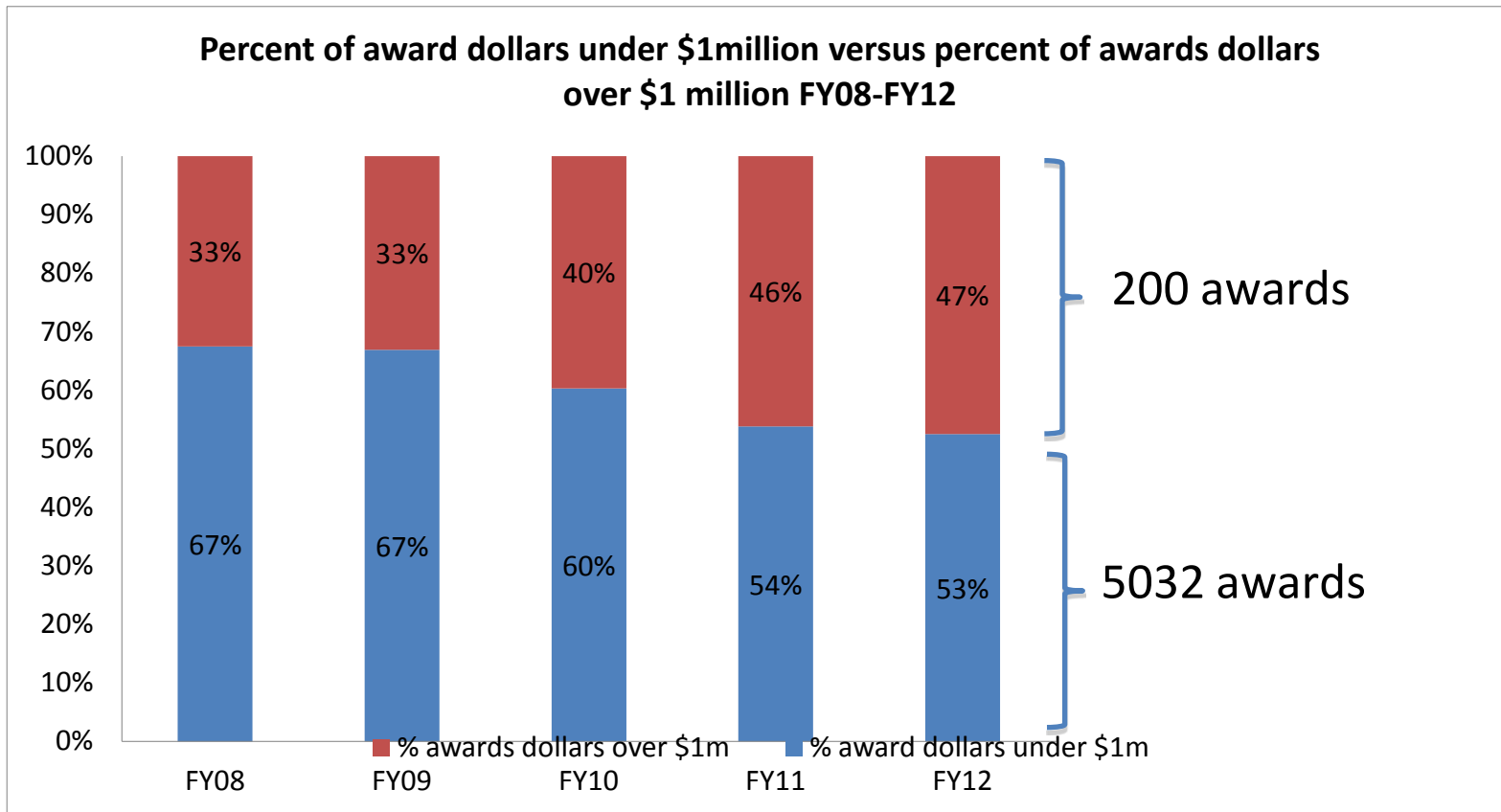
# Funding Trends by Category



# UW Marketshare of Federal Research Funding has Increased for the Past 5 Years



# Numbers of Large Awards are Increasing



Awards over \$1M are 4% of the total awards



# Faculty Collaborative Research is Strong

Total # of UW Research Centers	286
Number of Different Departments	164
Total # External Partners	100
Universities	57
Federal	16
Labs/Institutes/Centers/Hospitals/Clinics	14
State	5
Industry/Corporations	4
International	2
Foundation/Non-profit organizations	2

# Examples of FY12 Awards



- NSF-funded Science and Technology Center

## “Center for Sensimotor Neural Engineering”

Engineering, Medicine, Arts & Sciences; MIT, SDSU, Morehouse, Southwestern, Tokyo, UBC  
Focused on direct brain-machine and brain-computer neural interfaces.

- NSF-funded Chemical for Chemical Innovation (renewal)

## “Center for Enabling New Technologies Through Catalysis”

12 partner universities (Berkeley, Santa Barbara, Texas, Indiana, Wisconsin, Michigan, Ottawa, Rochester, MIT, Rutgers, NC State, North Carolina)

Basic science focused on technological basis for sustainable production of chemicals, pharmaceuticals, and fuels.

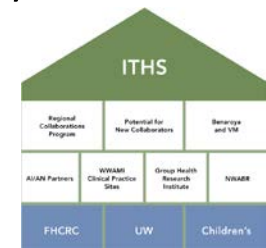


- NIH-funded Clinical and Translational Science Award (renewal)

## “Institute for Translational Health Science”

Partnership between UW, FHCR, Children’s, WWAMI institutions

Focused on innovation in biomedical research and training



# Positive Signs of Strong Competitiveness

- Federal marketshare is increasing
- Competitive for large, collaborative projects and for single investigator grants

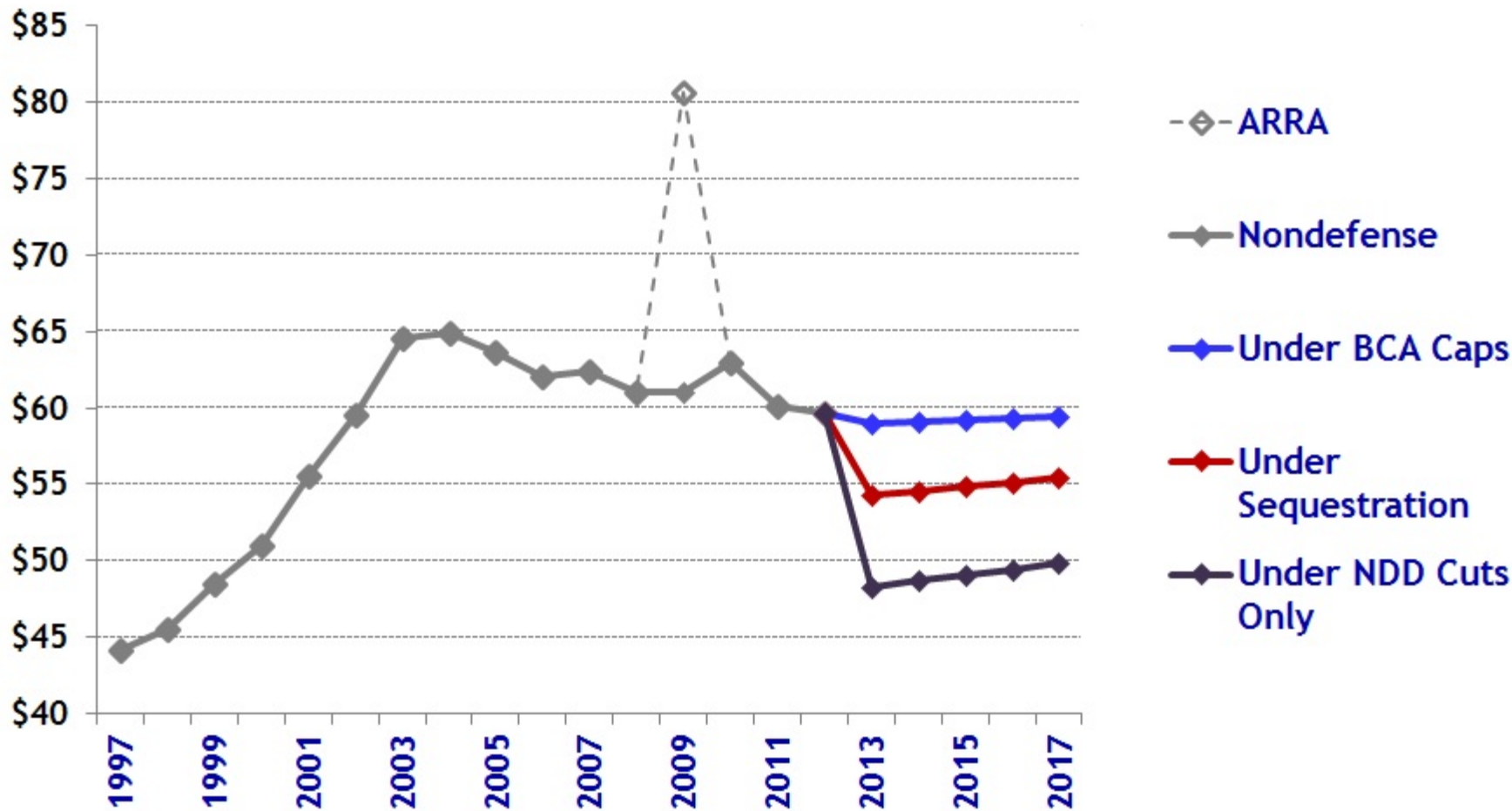
## Why are we so competitive?

Main drivers:

- New research space that has come online in the past few years
- High quality faculty do well in a tight funding climate
- We have both breadth and depth

# Federal Nondefense R&D Under BCA Caps With and Without Sequestration

in billions of constant FY 2012 dollars

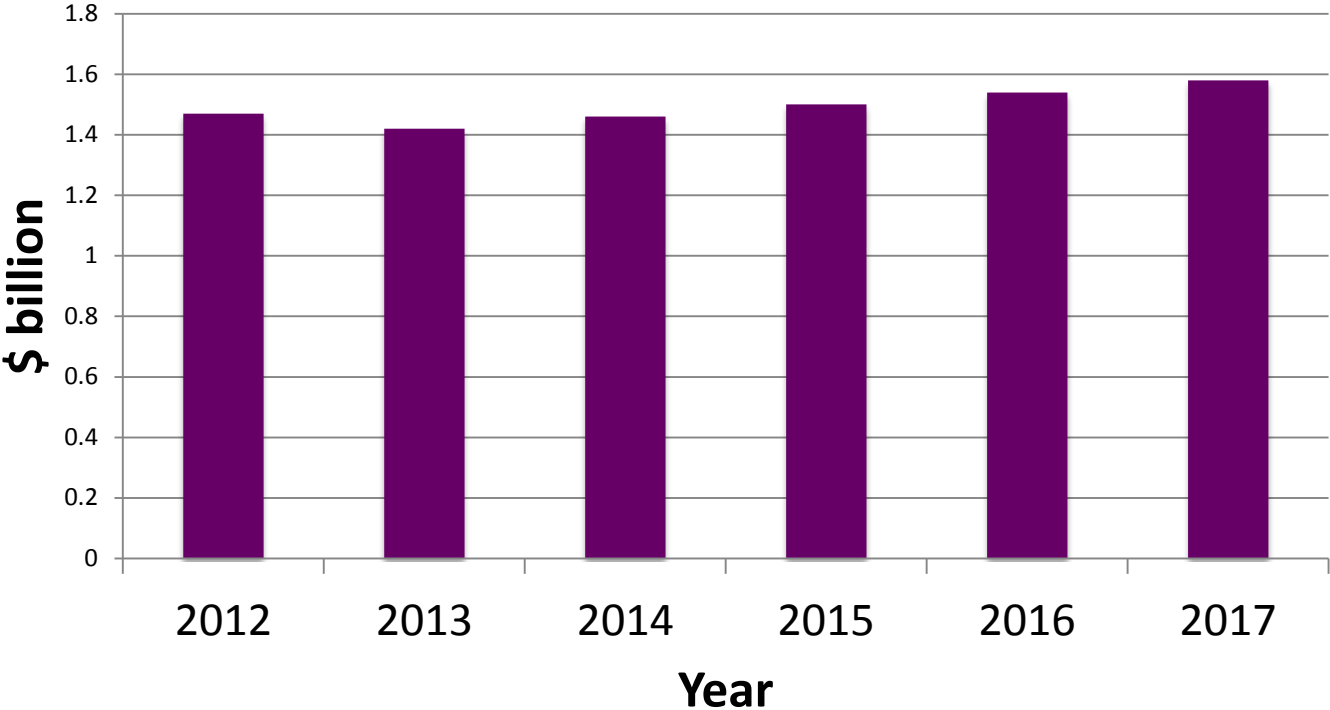


Source: Based on AAAS estimates of R&D funding and the FY 2013 budget, and CBO analyses of the Budget Control Act.

© 2012 AAAS  
A-3/210-12  
10/13/12

# We predict an increasing marketshare will largely counterbalance decreases in total funding

## Predicted Research Funding



FY12	FY13	FY14	FY15	FY16	FY17
\$1.47B	\$1.42B	\$1.46B	\$1.5B	\$1.54B	\$1.58B
	-3.5%	+3%	+2.5%	+2.5%	+2.5%

# Modeling a 5% Decrease Over 3 years

## shrinkage of the research enterprise

5% decrease of federal funding = \$52.5M

Decreased funding for graduate students

Fewer research-related employees

Fewer publications and research breakthroughs

In the state:

Loss of jobs and tax revenue

## How is the UW responding?

# Response if Research Funding Declines 5%

Awards forecast expenditures the next year

Timing provides a year for a planned and phased response

Fixed costs cannot be mitigated (mainly debt service)

All other costs can be phased down over a few years

- Fewer graduate students admitted
- Fewer post-docs hired
- Some projects carried out in leased space could move to UW space
- Support infrastructure phased down through attrition

# Proactive Steps to Maintain Competitiveness

- Focus on recruiting and retaining top faculty
- Targeted investment in key research facilities
- Targeted investment in infrastructure for increasing our marketshare



# SUMMARY

Increasing competitiveness suggests impacts of decreased federal research funding at UW as a whole will be relatively minor

Specific areas may have a very difficult time

Nevertheless, we know how to downsize the research enterprise and have considered steps to take

VII. STANDING COMMITTEES

A. Academic and Student Affairs Committee

*In Joint Session with*

B. Finance, Audit and Facilities Committee

Summary of UW 2012 Public Opinion Survey

INFORMATION ONLY

*Attachment*

Public Opinion Research – Community Views of the University of Washington



# Public Opinion Research:

COMMUNITY VIEWS OF THE UNIVERSITY OF WASHINGTON

A-4.1/210-12  
10/11/12

# Table of Contents

---

Research Objectives and Executive Summary

The UW's Image

Impact

Perceptions

Financial Issues

# Overall Research Objectives

---

Assess current public views of the UW

Measure against 2008, 2009 and 2010 baselines

Inform strategic UW decisions and identify focus areas

Frame internal and external communications

# Methodology

---

Research conducted by Hanover Research, a research firm headquartered in Washington D.C. with extensive experience with higher education

Representative sample of registered Washington voters

Telephone interviews conducted in June 2012

548 interviews completed

- Industry-standard margin of error of 4.2% at a 95% confidence interval

# People View the UW As ...

---

Positive

Connected

Impactful

# Executive Summary

---

## STRENGTHS

Overall **favorability** has increased considerably since 2010.

Across the board, 2012 ratings were generally **higher**.

More respondents now feel a **connection** to the University.



# Executive Summary

---

## CHALLENGES

Tuition and make-up of undergraduate student body: Opportunities to make public opinion more accurate.

Economic diversity: The UW is generally perceived as more responsive to ethnic diversity than to economic/financial diversity.

Perception that the UW is elitist and arrogant: While the number of people who disagree that the UW is elitist and arrogant increased, there is still a significant percentage of people who do perceive the UW this way.

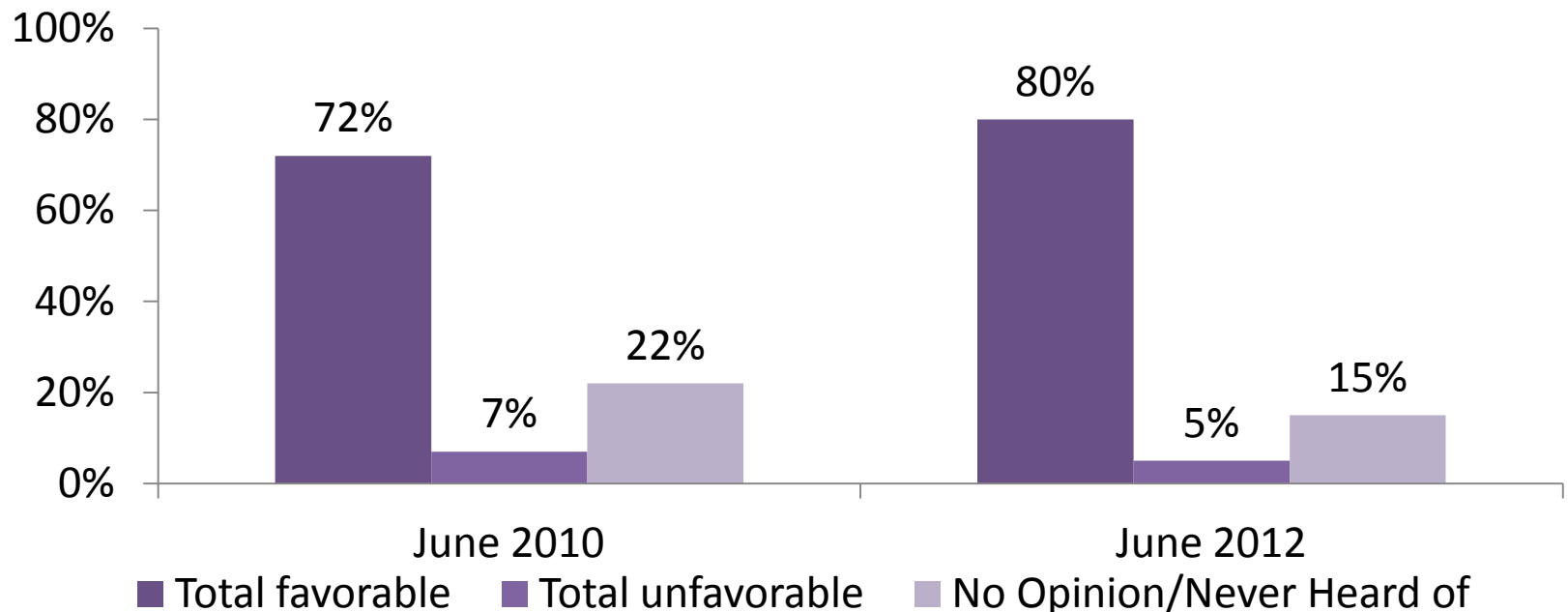
# The UW's Image

OVERALL IMPRESSIONS AND FAVORABILITY

# The UW's Image Trends Upward

Generally speaking, people view the UW positively. Overall favorability improved significantly since June 2010 – 80% of respondents view the UW favorably, with 46% of those reporting a very favorable view.

“In general, do you have a very favorable, a somewhat favorable, a somewhat unfavorable, or very unfavorable opinion of the University of Washington? If you have no opinion or have never heard of the University, just say so.”



# Factors Affecting Favorability

## BY REGION

Total	East	Kits/ Pierce Snoh	Non- Seattle King	Seattle	West
80%	71%	86%	88%	89%	79%

## BY AGE GROUP

Total	18-34	35-44	45-54	55-64	65+
80%	66%	71%	82%	83%	88%

## BY LENGTH OF RESIDENCE

Total	0-14 yrs	15+ yrs
80%	67%	85%

## BY CONNECTION TO UW

Total	No	Yes
80%	68%	95%

## BY GENDER

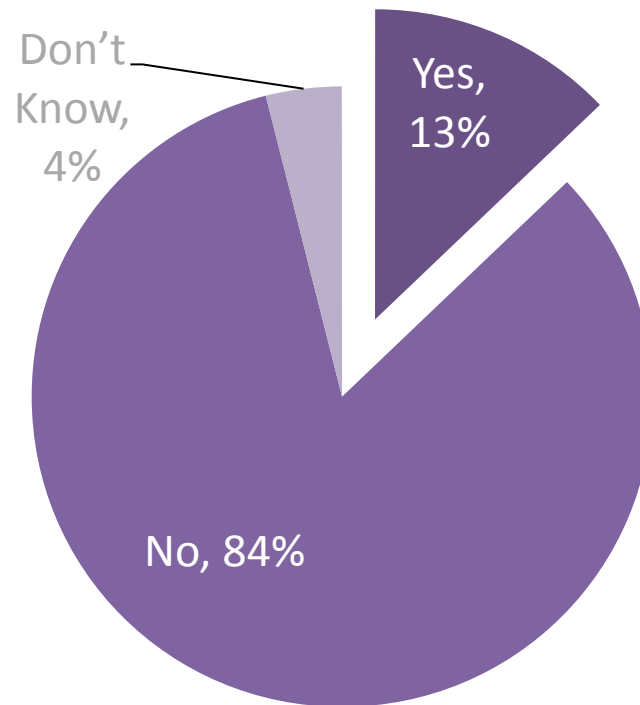
Total	Female	Male
80%	77%	85%

% Selecting “Very Favorable” or “Somewhat Favorable”

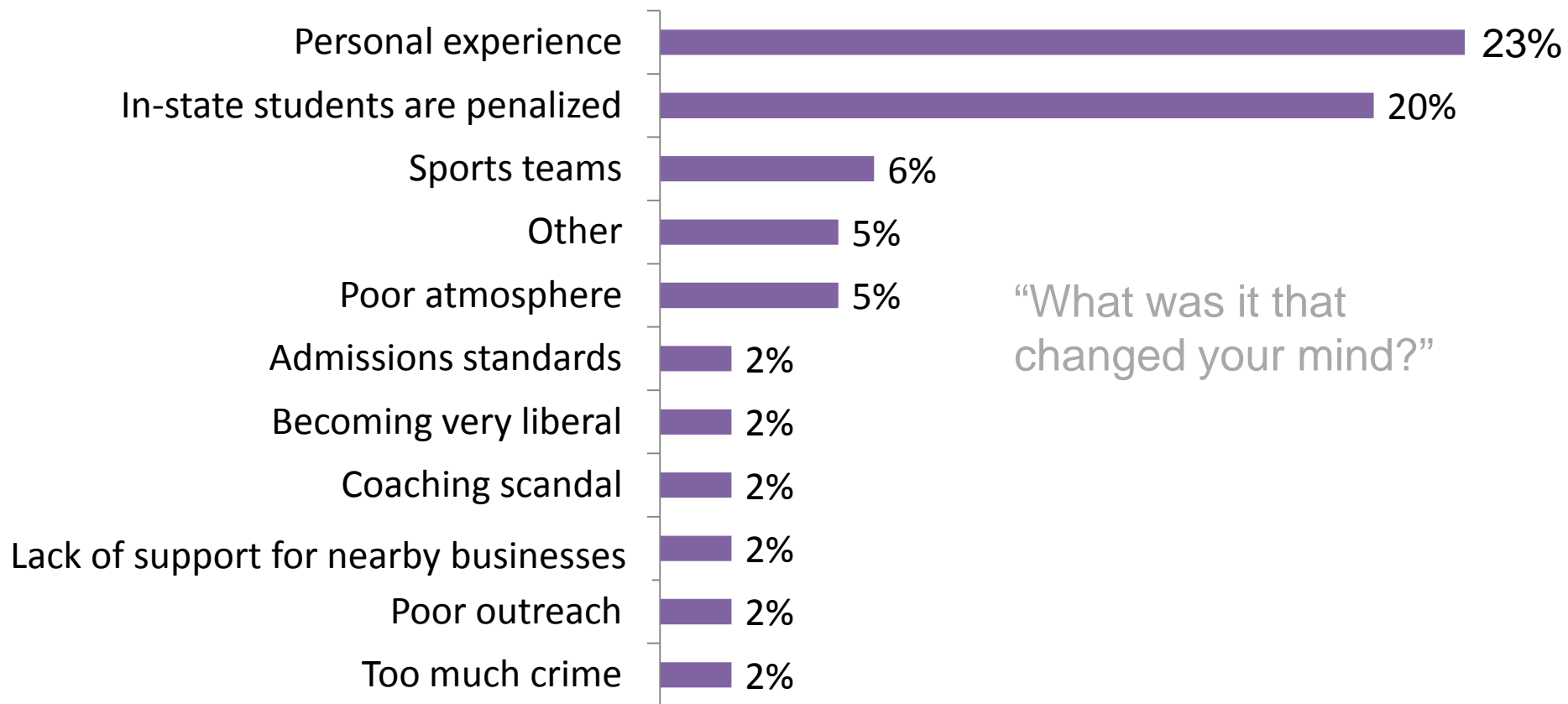
# Perceptions Hold Steady

Overall perceptions did not significantly shift with most respondents (84%) reporting that they have not changed their opinion of the UW.

“Has your opinion of the University of Washington changed over the past year?”



# Factors Influencing Change



Note: Small sample (n=65)

# Academics Are Top of Mind

“What is the first thing that comes to your mind when you think about the University of Washington?”



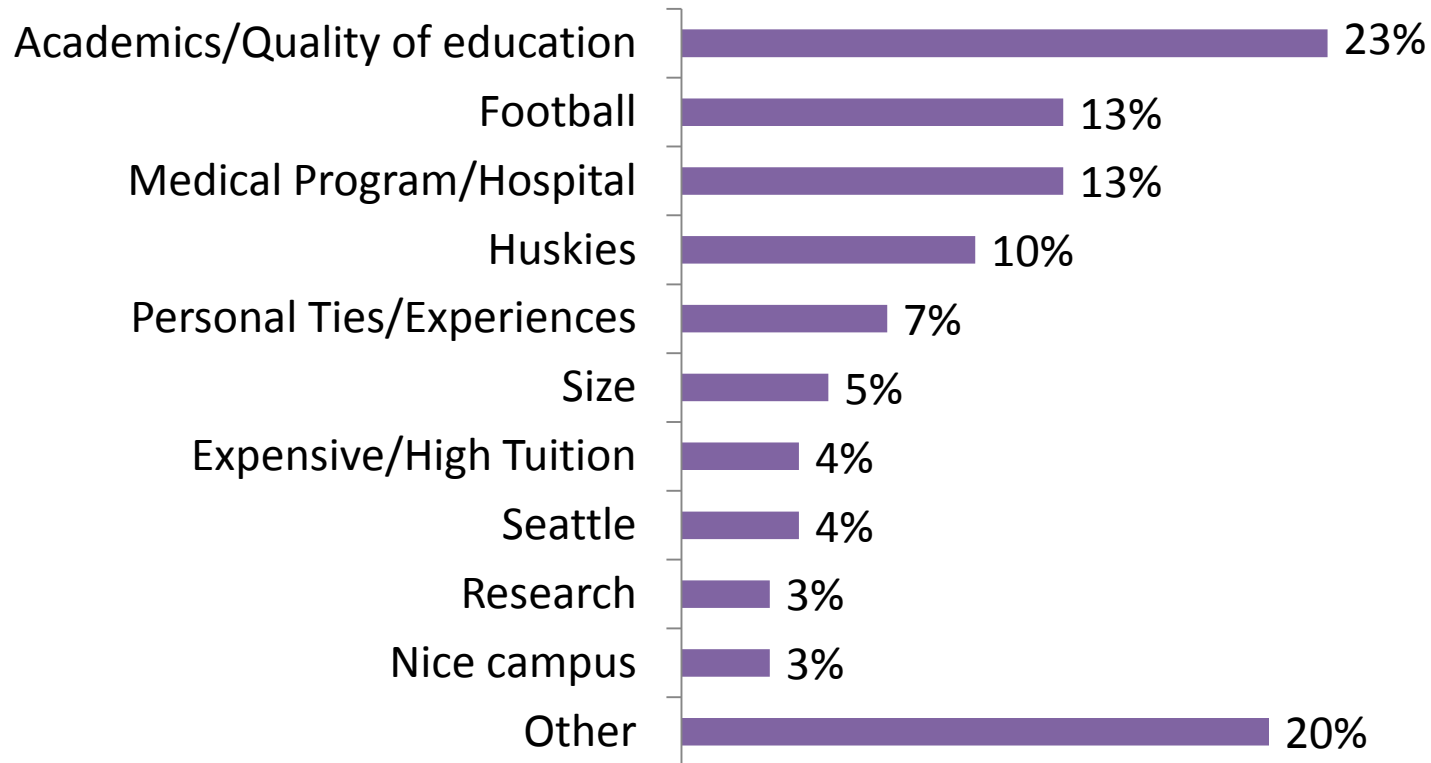
At a glance:

The most frequently cited associations with the UW include:

- Academics/ Quality of education
- Medical program/ Hospital
- Football/Huskies

# Primary Associations with the UW: Academics, Sports and Medical

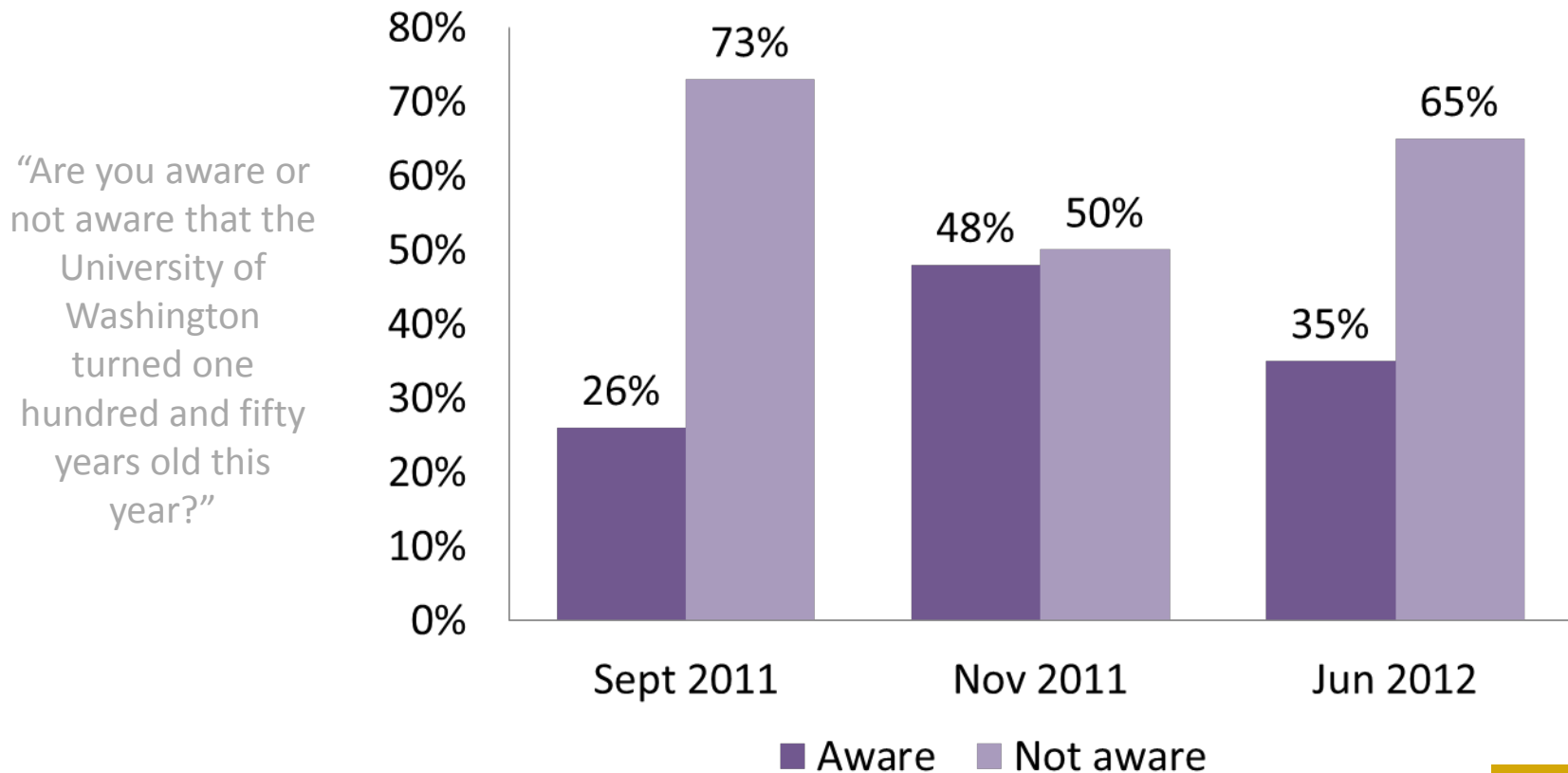
“What is the first thing that comes to your mind when you think about the University of Washington?”





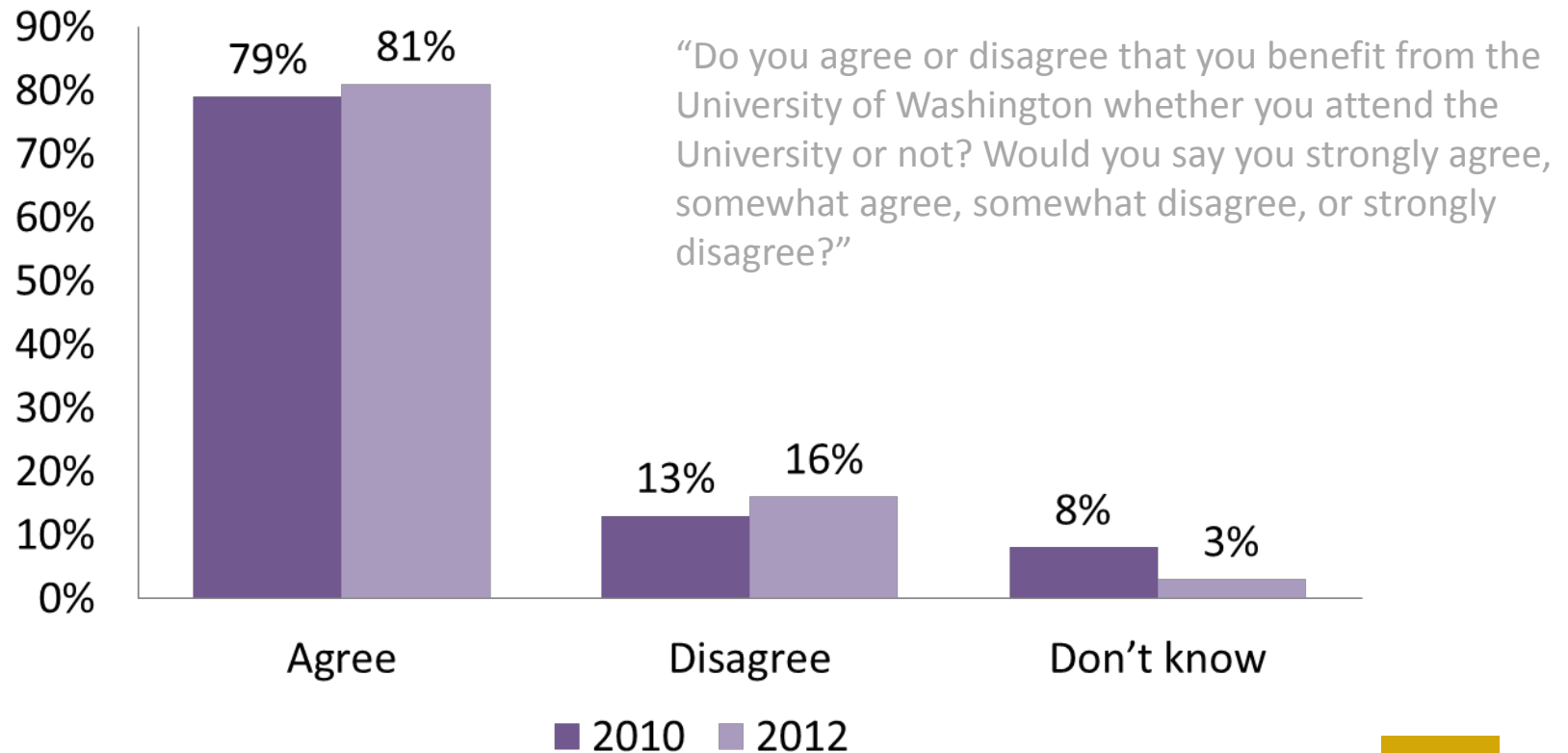
# Awareness of 150<sup>th</sup> Anniversary

Awareness was measured over the course of the 150<sup>th</sup> year, with the highest awareness right after the 150<sup>th</sup> campaign



# Making a Positive Impact—Statewide

The UW's positive impact is felt throughout the state. Regardless of whether or not they attended the UW, a majority of respondents believe they benefit from the University.



# Benefits: Demographic Breakdown

Whether or not they attended the UW, the groups most likely to believe that they benefit from the University include: Seattle residents, voters who are well educated and have lived in the state for a long period, and liberals.

% Who Strongly Agree or Somewhat Agree

BY REGION

Total	East	Kits/Prce /Snoh. Cos.	Non- Seattle King	Seattle	West
82%	71%	79%	90%	98%	83%

BY YEARS OF  
EDUCATION

Total	0-12 yrs	13-15 yrs	16 yrs	17+ years
82%	65%	77%	85%	90%

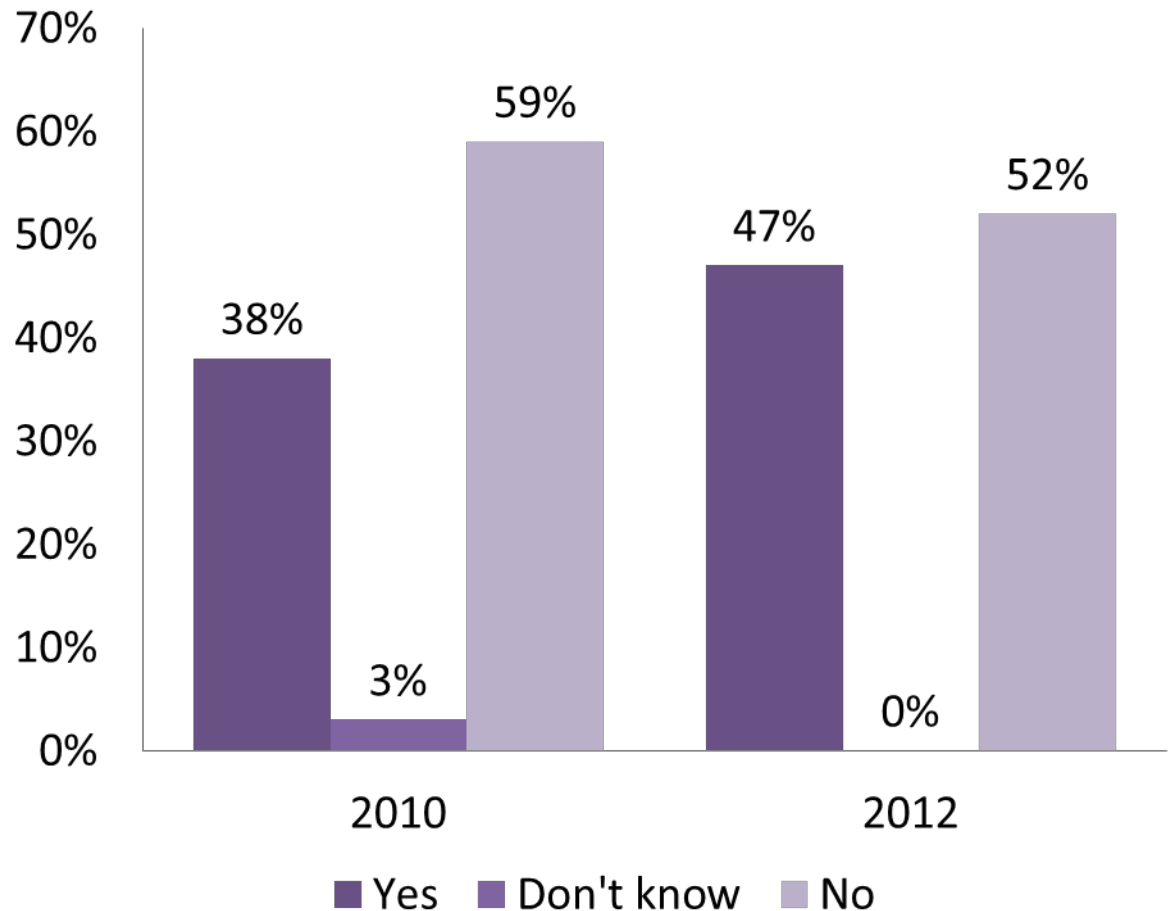
BY POLITICAL  
VIEWS

Total	Conservative	Liberal	Moderate
82%	76%	88%	86%

# Fostering Connections

“Do you feel you have a connection to the University of Washington, or not?”

In 2012, more respondents reported feeling a connection to the UW. Nearly half of all respondents indicated that this was the case (47%, up from 38% in 2010).



# Connections Differ by Location, Income and Political Views

The groups most likely to report that they feel a connection to the UW include: voters who live close to the University, individuals with higher incomes, and voters with liberal political views.

## BY REGION

Total	East	Kits/Prce/ Snoh. Cos.	Non-Seattle King	Seattle	West
47%	36%	48%	57%	67%	44%

## BY HOUSEHOLD INCOME

Total	< 35K	35K-49K	50-74K	75-99K	Over 100K
47%	36%	39%	53%	56%	55%

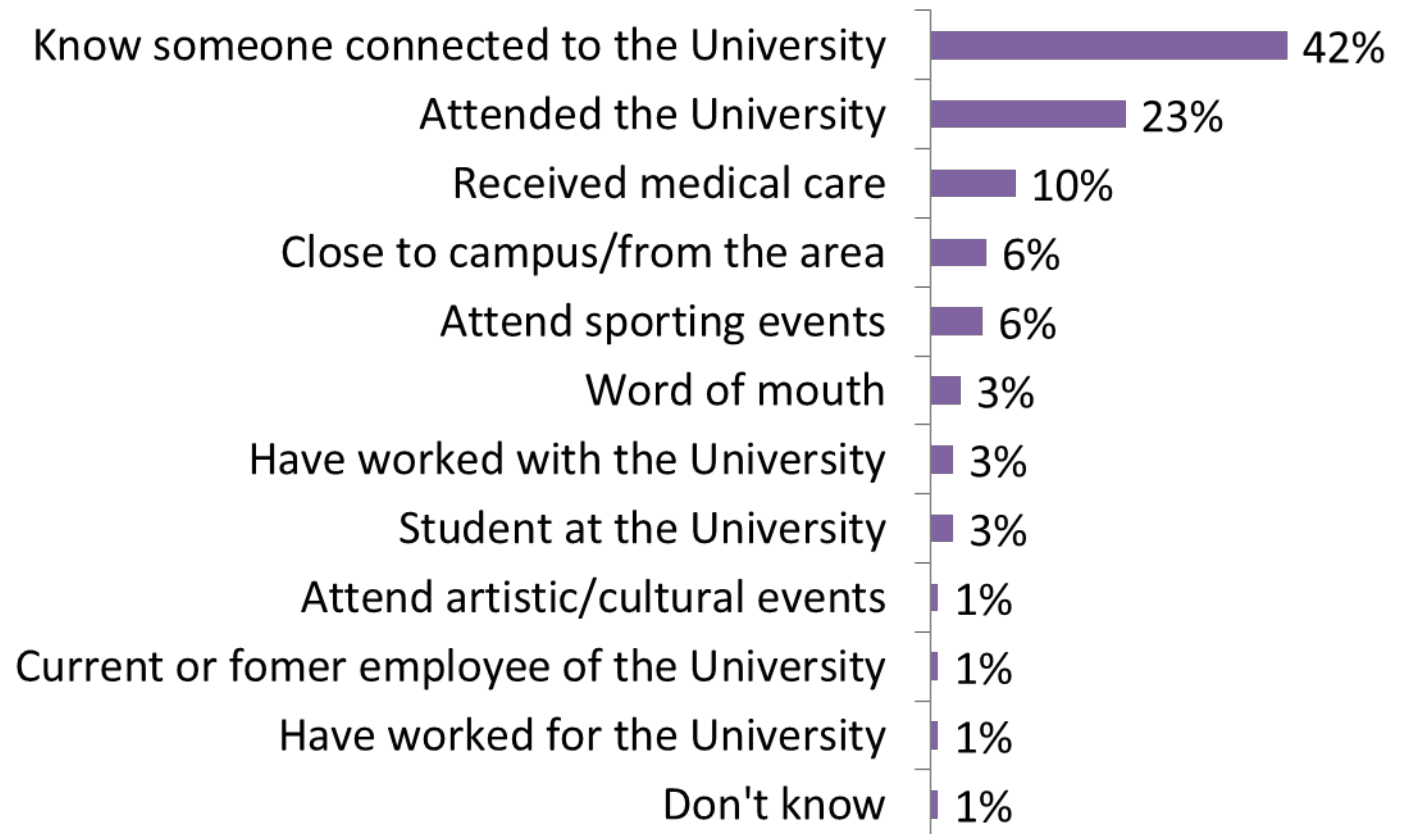
## BY POLITICAL VIEWS

Total	Conservative	Liberal	Moderate
47%	46%	57%	39%

# Maintaining Strong Personal Connections

As in previous years, most reported connections with the UW were of a personal nature.

“What is that connection?”

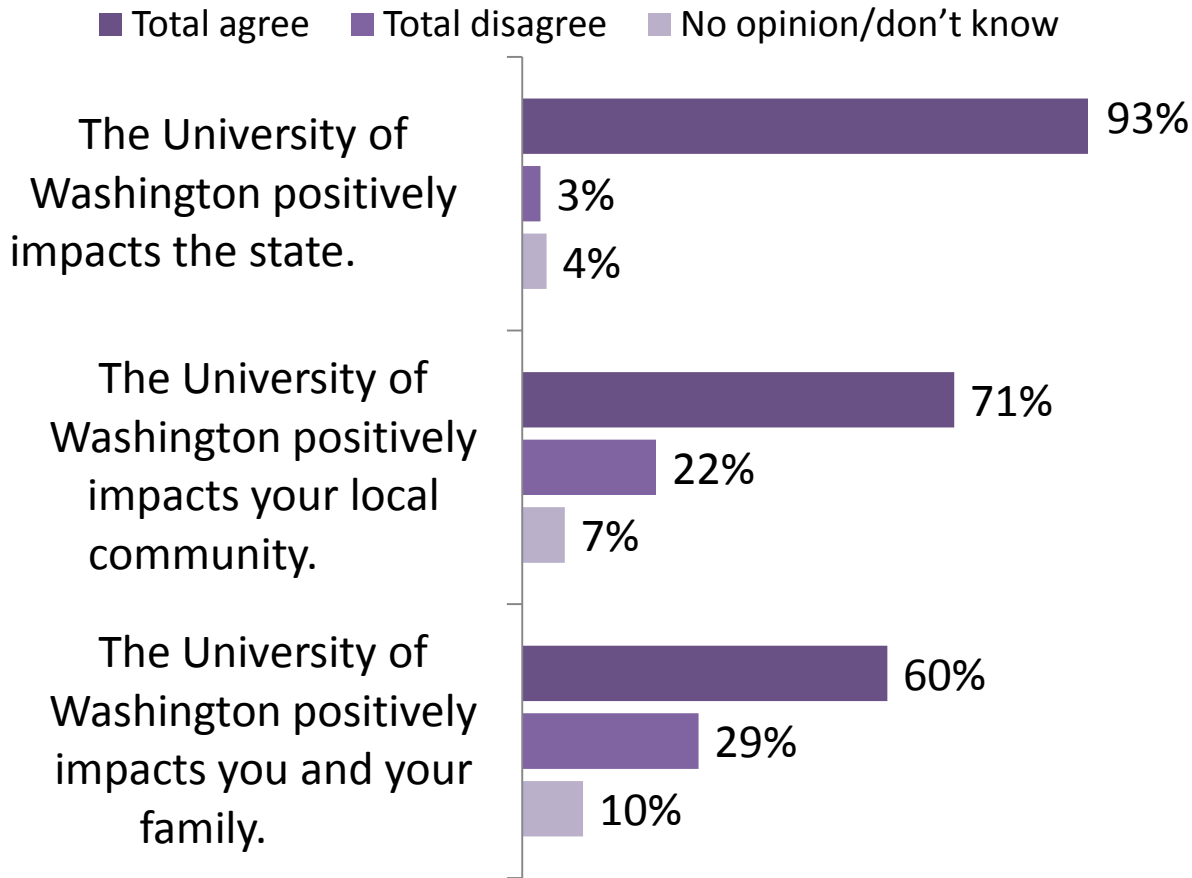




# Impact

THE UW'S IMPACT STATEWIDE, REGIONALLY AND LOCALLY

# Near and Far-Reaching Impact



The state, local community and personal lives – according to a majority of respondents, the UW positively impacts all of these areas.



# Impacting Places *and* People

More people than in previous years reported that the UW has a **positive impact** on the state of Washington and on them personally.

% Who Agree

	2008	2010	2012
The University of Washington positively impacts the state.	89%	90%	93%
The University of Washington positively impacts your local community.	68%	72%	71%
The University of Washington positively impacts you and your family.	53%	53%	60%

# Going Beyond our Backyard

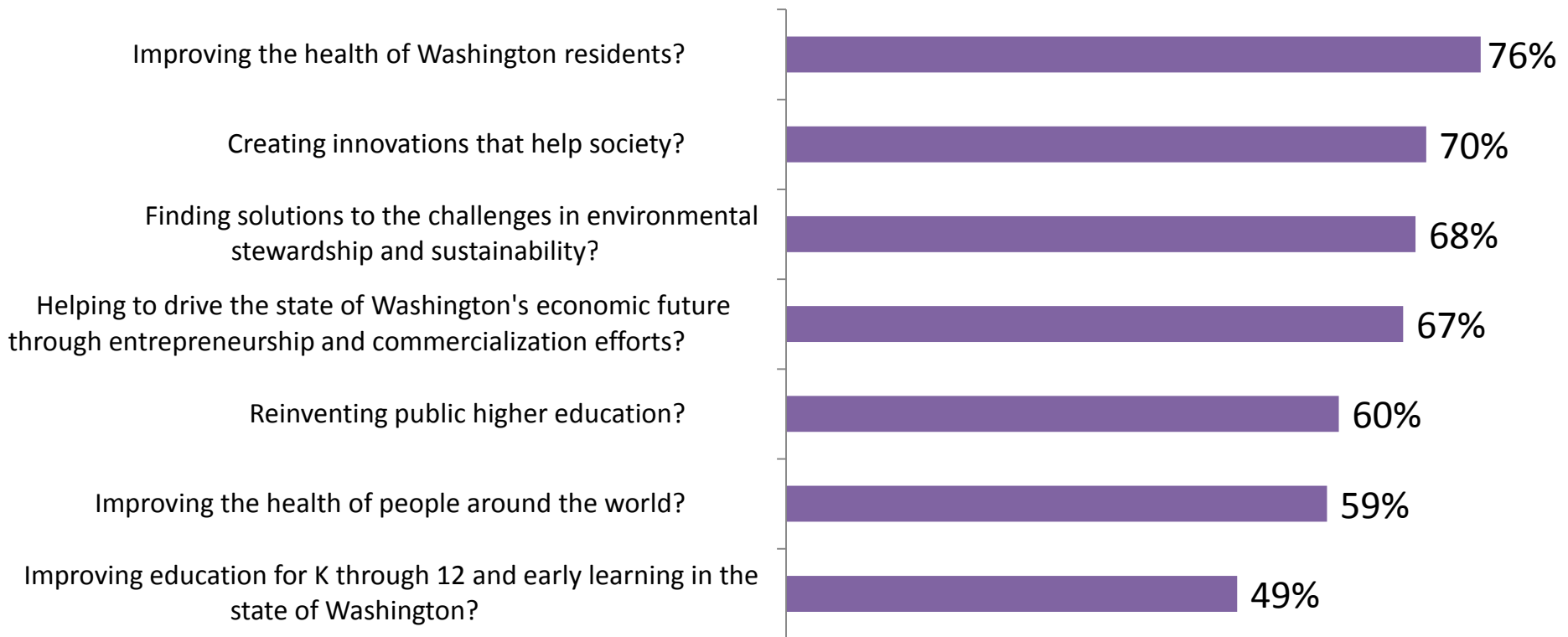
Perception of the UW's positive impact extends beyond Seattle. Across the state of Washington, respondents in all five regions report that the University positively impacts the state.

% Who Agree

	Total	East	Kits/Prce/ Snoh. Cos.	Non-Seattle King Co	Seattle	West
The University of Washington positively impacts the state.	93%	95%	95%	94%	89%	94%
The University of Washington positively impacts your local community.	71%	53%	77%	86%	89%	67%
The University of Washington positively impacts you and your family.	60%	48%	64%	70%	76%	60%

# From Health to Education: Perceptions of the UW's Impact Vary

How much of an impact do you think the UW has on...



% Indicating Significant or Moderate Impact

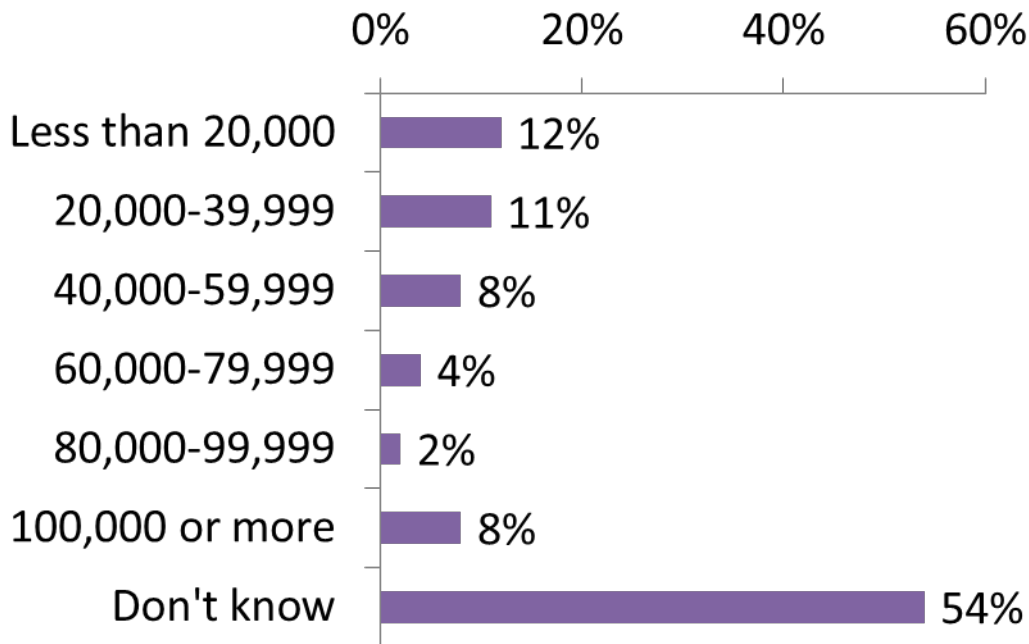
# Regional Perceptions of the UW's Impact

% Who Selected Moderate or Significant Impact

How much of an impact do you think the UW has on...	Total	East	Kits/Prce/ Snoh. Cos.	Non-Seattle King Co	Seattle	West
Reinventing public higher education?	60%	62%	60%	59%	63%	58%
Improving the health of people around the world?	59%	62%	61%	49%	48%	64%
Improving education for K through 12 and early learning in the state of Washington?	49%	53%	43%	38%	58%	53%

# Generating Jobs in Washington State

“To the best of your knowledge, how many jobs in the state are generated by the University of Washington - including University of Washington jobs and jobs created in support of University of Washington's workforce and visitors?”



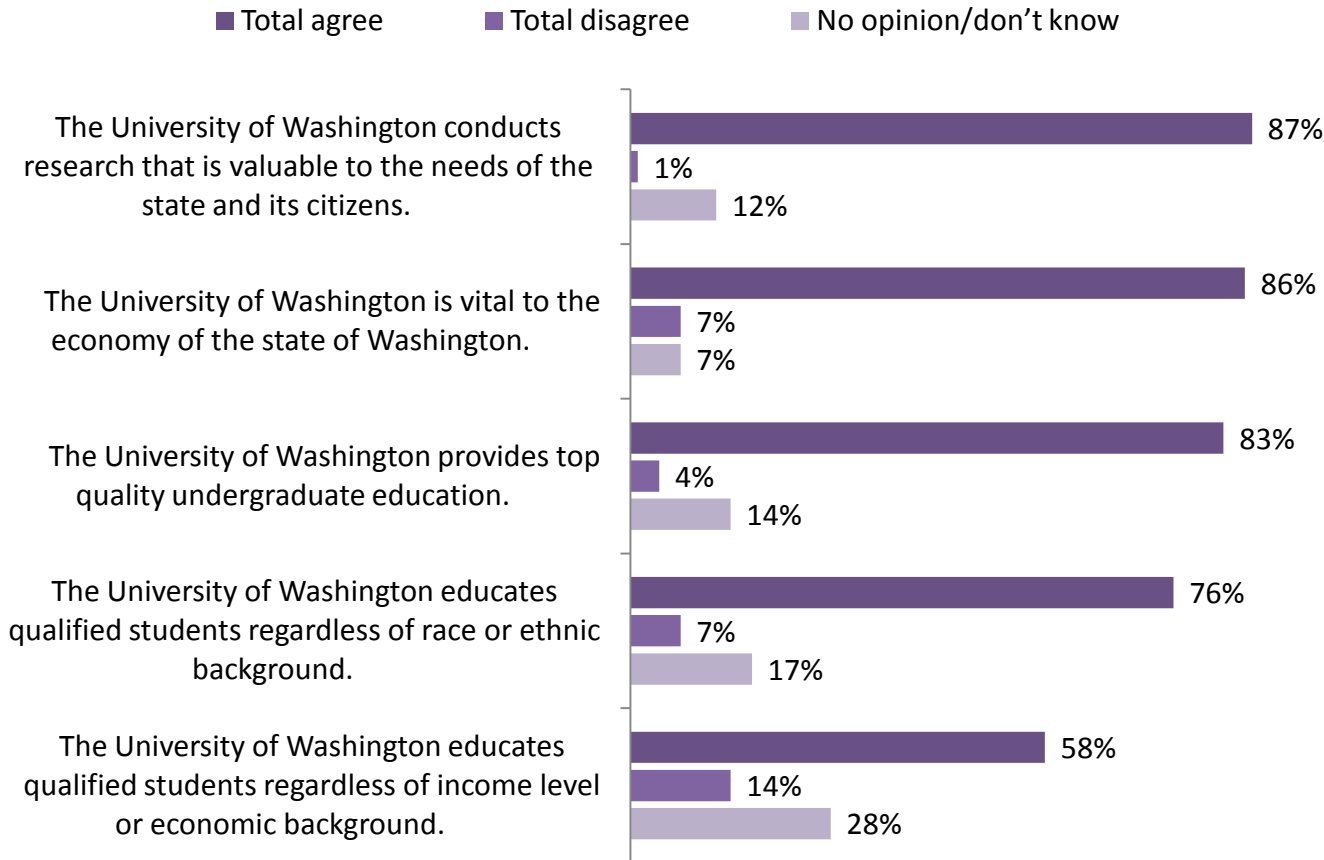
There was no clear consensus among voters as to how many jobs the UW generates in the state.

A plurality believe that the University creates fewer than 20,000 jobs. This represents an area of opportunity to improve the public's awareness of the UW's significant role as a creator of 70,000 jobs (direct and indirect).

# Perceptions

WHAT ARE PEOPLE'S PERCEPTIONS  
OF THE UW IN KEY FOCUS AREAS?

# Identifying Gaps in Perceptions



## **Strengths:**

Respondents favorably view the UW's research, economic impact and quality of education.

## **Challenges:**

Fewer respondents believe that the University educates qualified students regardless of their income level or economic background.

# Perceptions Improve in Key Areas

In all five focus areas, ratings improved compared to previous years.

% Who Agree

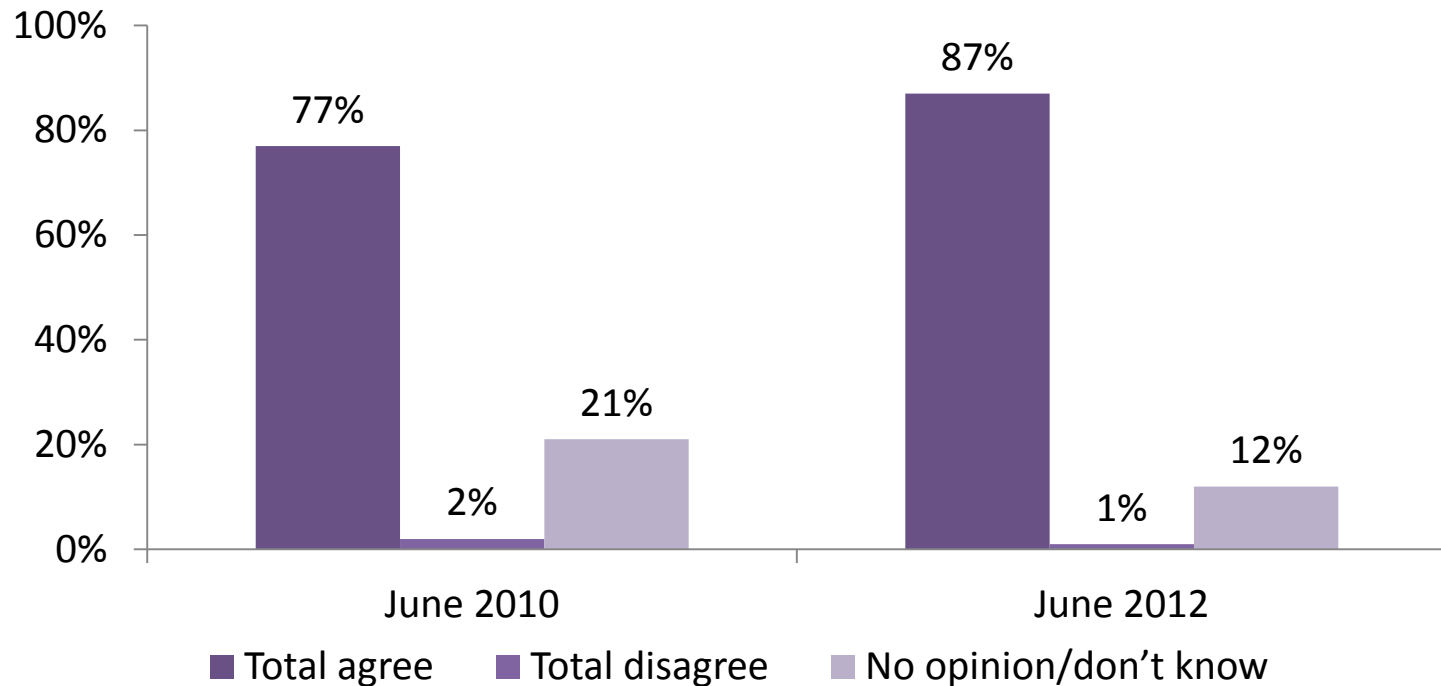
	June 2008	June 2010	June 2012
The University of Washington conducts research that is valuable to the needs of the state and its citizens.	82%	77%	87%
The University of Washington is vital to the economy of the state of Washington.	80%	81%	86%
The University of Washington provides top quality undergraduate education.	78%	74%	83%
The University of Washington educates qualified students regardless of race or ethnic background.	80%	72%	76%
The University of Washington educates qualified students regardless of income level or economic background.	56%	52%	58%



# The UW Conducts Meaningful Research

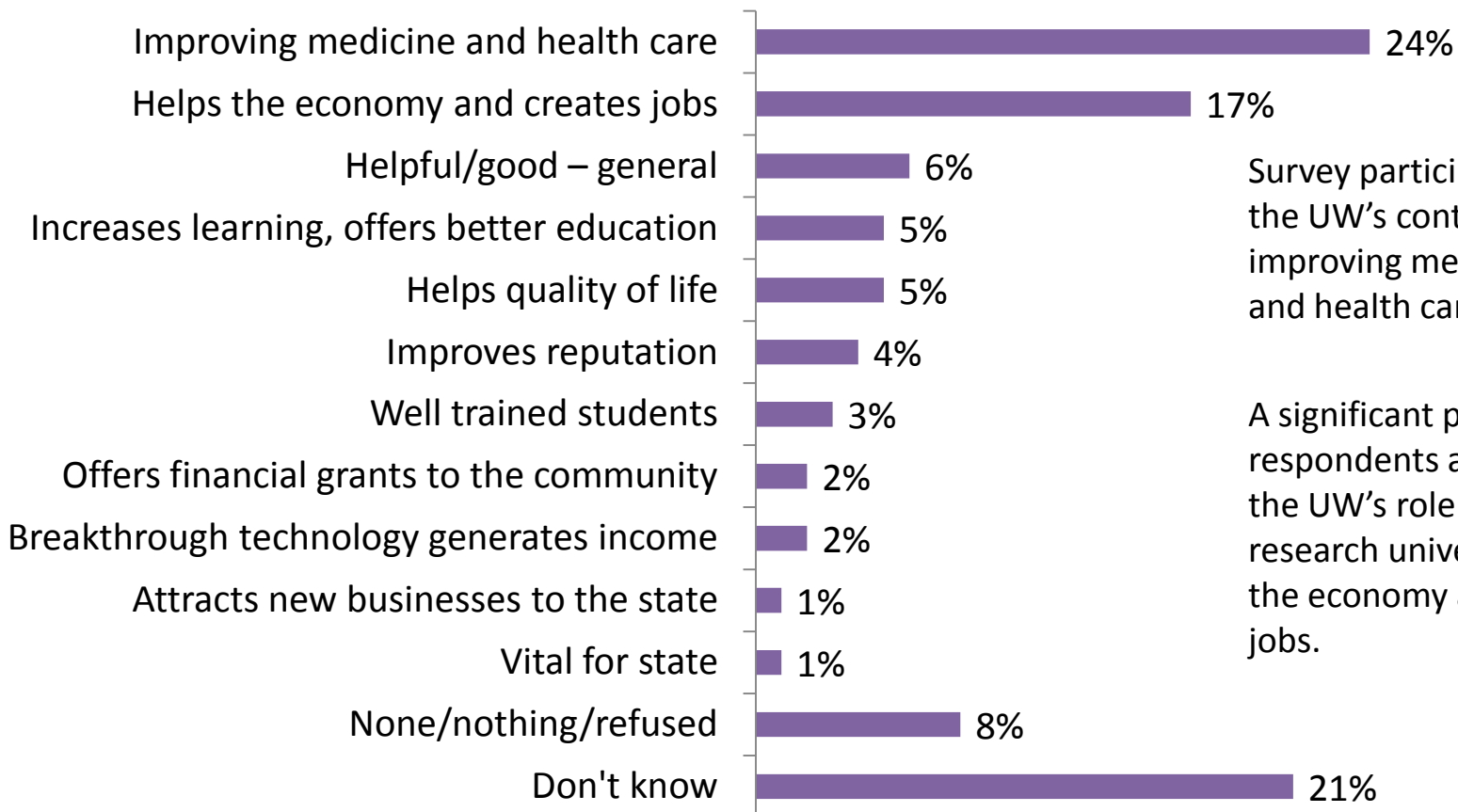
More people held favorable views of the value of the UW's research compared to 2010.

“The University of Washington conducts research that is valuable to the needs of the state and its citizens.”



# Positive Views of Our Research Role

“As you may know, the University of Washington is a major research university. What, in your opinion is the major benefit of this for the state of Washington?”

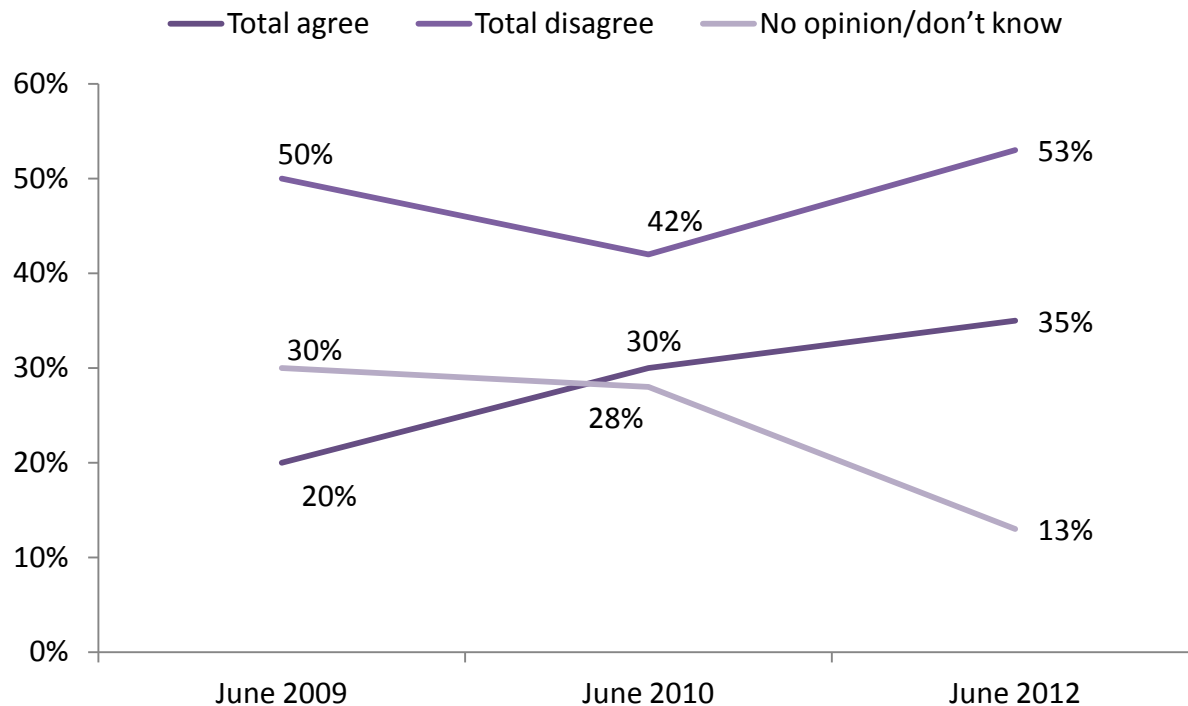


Survey participants recognize the UW’s contributions to improving medicine and health care.

A significant percentage of respondents also believe that the UW’s role as a major research university benefits the economy and helps create jobs.

# Moderate Improvements in Perceptions of the UW as “Elitist” and “Arrogant”

“Please tell me if you strongly agree, somewhat agree, somewhat disagree or strongly disagree with the following statement: The University of Washington is elitist and arrogant in its attitudes.”



# Perceptions Differ by Region

Survey participants in Eastern Washington, non-Caucasians, and respondents who have been in the state for a long period are more likely to perceive the UW as being “elitist and arrogant in its attitudes.”

### BY REGION

Total	East	Kits/Prce /Snoh. Cos.	Non- Seattle King	Seattle	West
35%	43%	41%	27%	33%	26%

### BY ETHNIC ORIGIN

Total	Caucasian	Non-Caucasian
35%	31%	48%

### BY LENGTH OF RESIDENCE

Total	0-14 yrs	15+ yrs
35%	24%	36%

# Financial Issues

PERCEPTIONS REGARDING TUITION,  
ADMISSIONS AND FUNDING ISSUES

# Many Remain Unclear on Costs

Thirty percent (30%) of respondents hold accurate views of tuition/fees for in-state students, correctly identifying the cost between \$10,000 and \$14,999.

What do you think are the costs of tuition and fees for one year of undergraduate education at the University of Washington for an IN-STATE student?

Year Tuition	2008 \$6,385	2010 \$7,692	2012 \$10,574
Less than \$5,000	2%	2%	1%
\$5,000 - \$9,999	20%	18%	10%
\$10,000 - \$14,999	18%	25%	30%
\$15,000 - \$19,999	19%	22%	27%
\$20,000 or more a year	15%	20%	22%
Don't know	25%	13%	9%

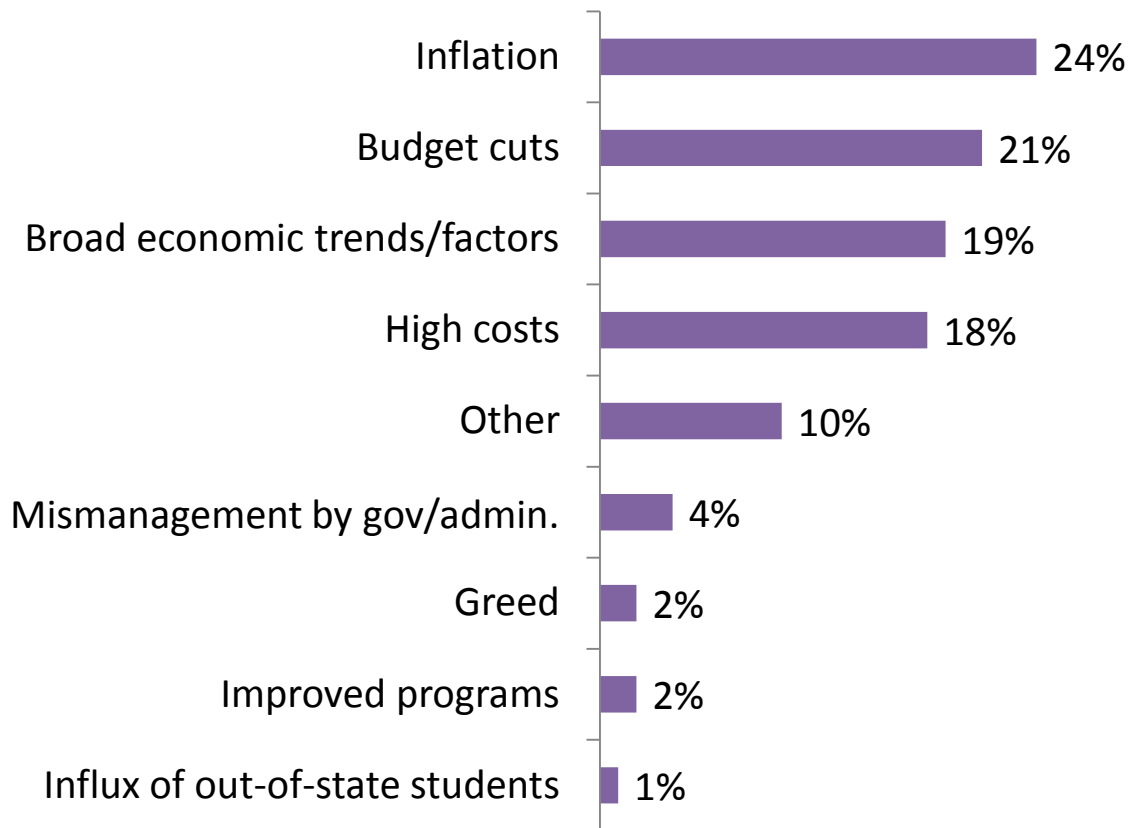
# Lack of Awareness of In-State and International Students

Survey respondents are largely unaware of the extent to which the UW serves undergraduate in-state students. While the average response was 58%, in actuality 80% of the UW's students are from Washington. Respondents also overestimate the number of international undergraduate students on campus. While the average response was 22%, in actuality 8.7% of UW students come from other countries

	Average	Actual
To the best of your knowledge, what percentage of University of Washington undergraduate students are from the state of Washington?	58%	80%
To the best of your knowledge, what percentage of University of Washington undergraduate students are international students?	22%	8.7%
To the best of your knowledge, what percentage of funds does the state government cover to educate University of Washington undergraduate students?	27%	30%
To the best of your knowledge, what percentage of undergraduate students attending the University of Washington get some sort of financial aid?	61%	More than 60%

# Many Attribute Tuition Increases to Inflation and Budget Cuts

“What is the primary reason that UW students pay a higher tuition today than in the past?”



Respondents were most likely to cite inflation as the primary reason that UW students pay higher tuition today.

Many respondents also cited budget cuts and broad economic trends/factors.

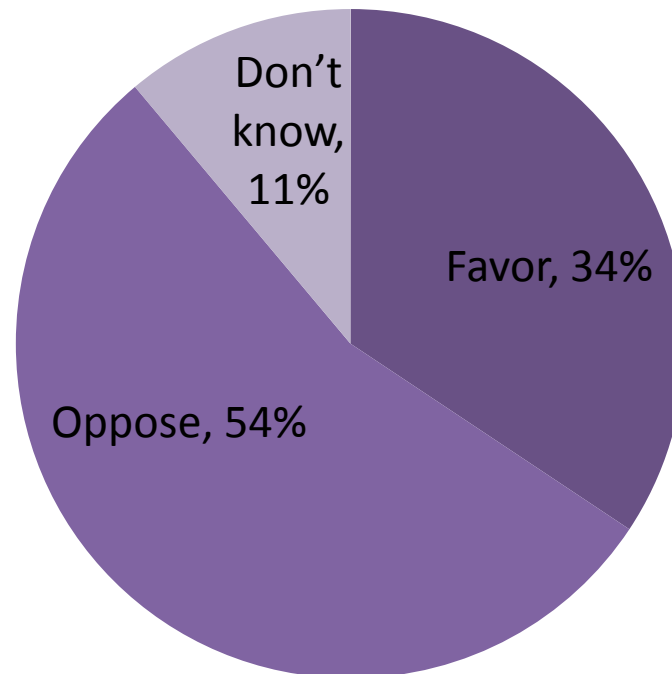


# Differential Tuition Model

---

More than half of those surveyed oppose a differential tuition model.

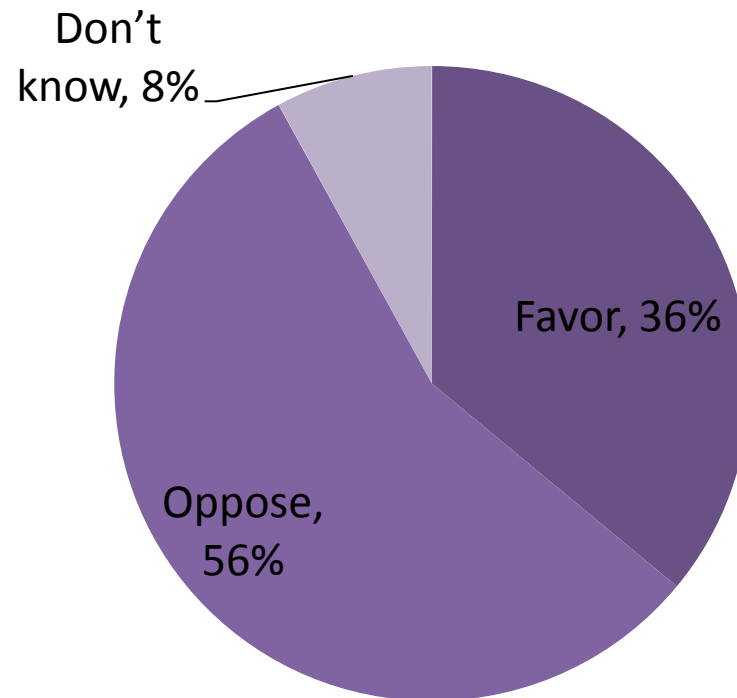
“Now here are some proposals to help the University of Washington address budget cuts. Please tell me if you favor or oppose each: Use a differential tuition model where students pay a higher or lower tuition based on area of study, for example by college, school, major.”



# Admissions Changes to Subsidize In-State Tuition

A majority of respondents (56%) oppose a proposal to admit more out of state and international students in order to subsidize tuition for Washington residents.

“Now here are some proposals to help the University of Washington address budget cuts. Please tell me if you favor or oppose each: Admit more out of state and international students in order to get the higher tuition they pay and use that to subsidize tuition for Washington residents.”



# Athletics and Husky Stadium Funding

---

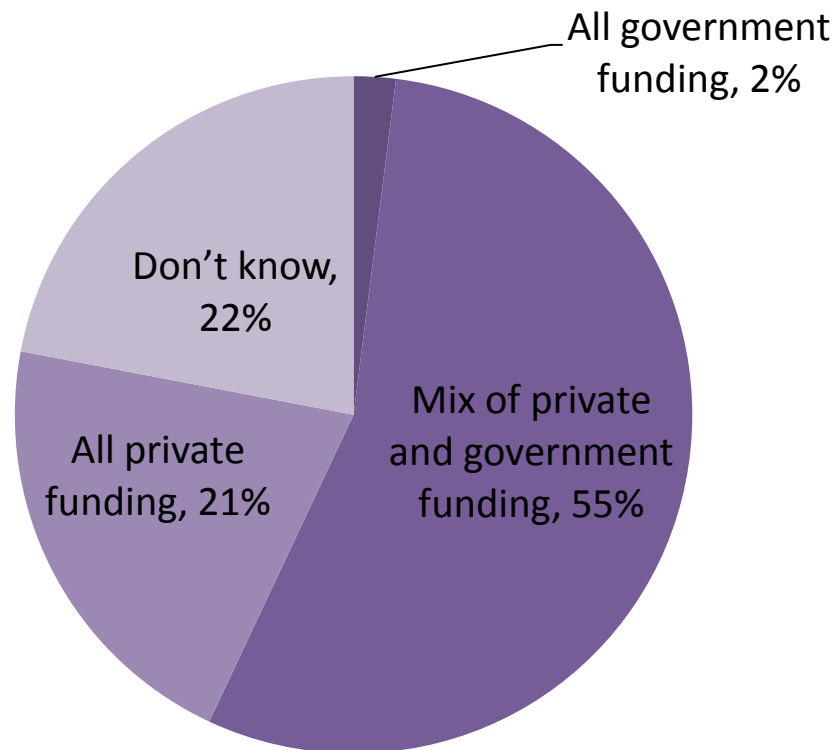
It is still not clear to the public that Athletics is not subsidized by the UW or tax payers.

Average	
To the best of your knowledge, what percentage of the athletic department's budget comes from taxpayer dollars?	26%

# Athletics and Husky Stadium Funding

Many voters believe that the Husky Stadium renovation project will require the use of at least some public funds.

“To the best of your knowledge, how is the Husky Stadium renovation being funded?”



# Budget Priorities

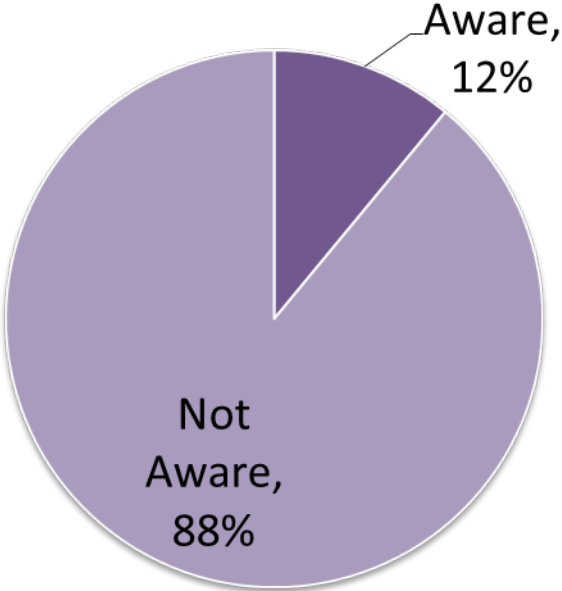
“As the state is recovering from economic challenges, which of the following do you think should receive the highest priority for investment by the state?”

	June 2009	June 2010	June 2012
K-12 schools	40%	43%	33%
Basic health	20%	17%	14%
Public safety	8%	10%	9%
Two-year community colleges	8%	6%	9%
Four-year state universities	4%	6%	8%
Other	2%	1%	8%
Social services	8%	6%	6%
Transportation	3%	4%	4%
Don't know	7%	6%	9%

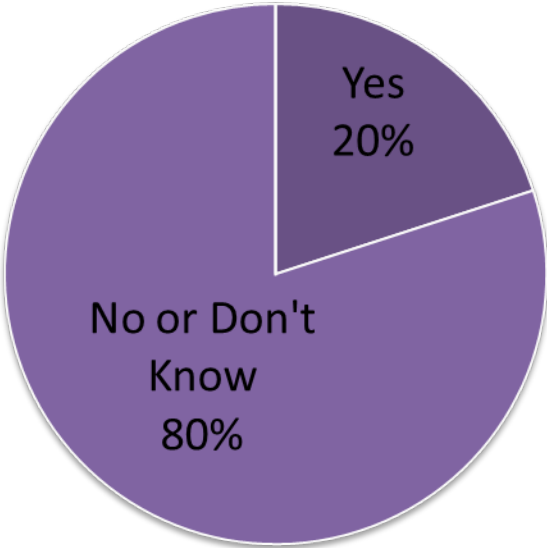
# Support for Higher Ed: The Seattle Times' Greater Good Campaign

Within Seattle and King County, 12% of respondents were aware of The Seattle Times' Greater Good Campaign. Of those who were aware, 20% report that it increased their level of support for higher education in the state.

Are you aware or not aware of The Seattle Times' Greater Good Campaign?



Has the campaign increased your level of support for funding higher education in the state of Washington?



# Focus Areas

---

The survey indicates positive momentum in many regards as the UW's overall favorability rankings increased and more people feel connected to the University.

The research also illuminates areas where we need to work to improve the public's understanding. These focus areas include:

- The UW's impact on job creation
- Tuition and make-up of undergraduate student body
- Economic diversity
- Perception that the UW is elitist and arrogant

# Questions?



VII. STANDING COMMITTEES

B. Finance, Audit and Facilities Committee

Report of Contributions – August 2012

For information only.

*Attachment*

UW Foundation Report of Contributions for August 2012



UNIVERSITY *of* WASHINGTON  
*Foundation*



# Report of Contributions

All Areas | August 2012

## ANNUAL PROGRESS BY CONSTITUENCY

School	Current Month				Year to Date			
	Gifts	Private Grants	Total	Donors <sup>1</sup>	Gifts	Private Grants	Total	Donors
UW Medicine	\$1,037,631	\$11,169,661	\$12,207,292	1,973	\$1,786,474	\$14,979,891	\$16,766,365	2,658
Arts and Sciences	\$410,179	\$354,762	\$764,941	1,142	\$1,364,208	\$1,858,090	\$3,222,298	1,905
Broadcast Services	\$136,050		\$136,050	717	\$309,609		\$309,609	797
Built Environments	\$49,207		\$49,207	68	\$90,691		\$90,691	135
Business School	\$161,935		\$161,935	223	\$566,247		\$566,247	342
Dentistry	\$66,161		\$66,161	101	\$140,986		\$140,986	177
Education	\$13,797	\$33,852	\$47,649	95	\$30,205	\$33,852	\$64,057	127
Engineering	\$547,525	\$652,309	\$1,199,834	371	\$1,186,030	\$1,111,004	\$2,297,034	477
Environment	\$181,395	\$860,118	\$1,041,513	173	\$390,503	\$1,117,737	\$1,508,240	294
Evans School of Public Affairs	\$25,536	\$109,996	\$135,532	171	\$50,135	\$109,996	\$160,131	189
Graduate School	\$101,882	\$137,476	\$239,358	21	\$104,778	\$188,150	\$292,929	30
Information School	\$31,837		\$31,837	78	\$64,659		\$64,659	87
Intercollegiate Athletics	\$3,332,252		\$3,332,252	1,489	\$5,780,864		\$5,780,864	3,551
Law	\$45,800		\$45,800	77	\$130,557	\$10,000	\$140,557	247
Libraries	\$3,033,445		\$3,033,445	139	\$3,095,652		\$3,095,652	272
Minority Affairs	\$61,470		\$61,470	122	\$69,714		\$69,714	157
Nursing	\$76,520	\$350,000	\$426,520	98	\$217,774	\$393,864	\$611,638	133
Pharmacy	\$224,002		\$224,002	71	\$275,970	\$200,854	\$476,824	116
President's Funds	\$64,921		\$64,921	132	\$95,805		\$95,805	172
Public Health	\$69,043	\$766,296	\$835,339	114	\$154,929	\$874,558	\$1,029,487	137
Social Work	\$22,696		\$22,696	37	\$26,715		\$26,715	58
Student Life	\$166,166		\$166,166	191	\$233,425		\$233,425	285
Undergraduate Academic Affairs	\$25,260	\$4,818	\$30,078	68	\$102,398	\$4,818	\$107,216	101
University Press	\$24,500		\$24,500	13	\$39,355		\$39,355	17
UW Alumni Association	\$75,600		\$75,600	1,404	\$135,338		\$135,338	2,475
UW Bothell	\$2,275,420	\$150,638	\$2,426,058	73	\$2,283,586	\$150,638	\$2,434,224	162
UW Tacoma	\$39,471	\$214,500	\$253,971	142	\$100,359	\$214,500	\$314,859	285
Other University Support	\$148,966	\$89,500	\$238,466	111	\$215,232	\$166,871	\$382,103	499
<b>Total</b>	<b>\$12,448,665</b>	<b>\$14,893,926</b>	<b>\$27,342,591</b>	<b>8,679</b>	<b>\$19,042,199</b>	<b>\$21,414,824</b>	<b>\$40,457,023</b>	<b>14,779</b>

## MONTHLY HIGHLIGHTS

The UW received \$27.34M in total private voluntary support (\$12.45M in gifts and \$14.89M in grants) in the current month.

Areas including Arts and Sciences, Engineering, Environment, Evans School of Public Affairs, Information School, Intercollegiate Athletics, Libraries, Minority Affairs, Nursing, Pharmacy, Undergraduate Academic Affairs, University Press, UW Alumni Association, UW Bothell and UW Tacoma are ahead of last year's year-to-date totals.

<sup>1</sup> Donors are defined as those entities who have a credit amount of greater than \$0.00.

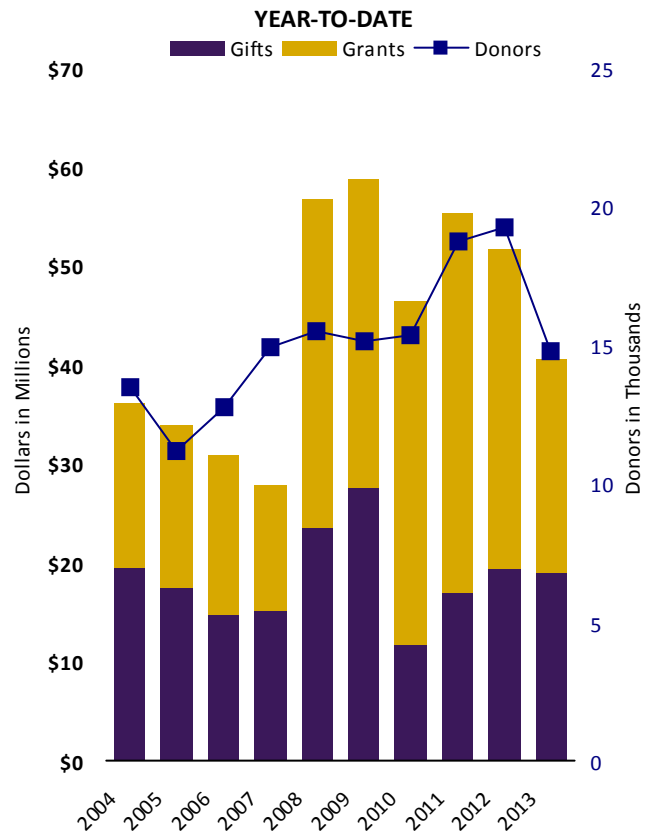
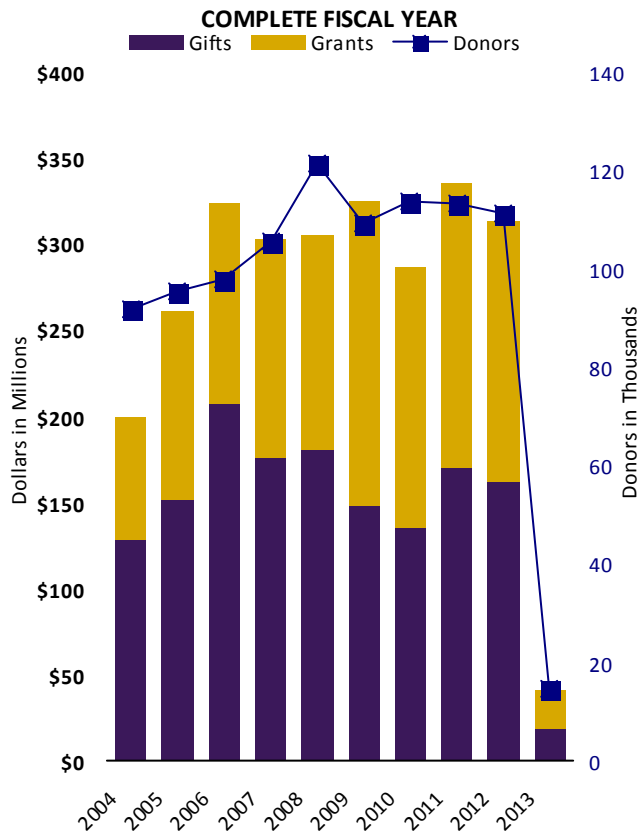
The donor total at the bottom of the chart is not a cumulative total of the rows above. The donor total is the number of unique donors who have been credited with a gift to the UW during the given time period.

**DEVELOPMENT SUMMARY BY CONSTITUENCY**

School	Current Month		Year to Date		Prior Year to Date		Prior Year Total	
	Total	Donors	Total	Donors	Total	Donors	Total	Donors
UW Medicine	\$12,207,292	1,973	\$16,766,365	2,658	\$27,819,695	2,460	\$117,105,011	15,880
Arts and Sciences	\$764,941	1,142	\$3,222,298	1,905	\$3,076,008	2,035	\$28,630,072	13,296
Broadcast Services	\$136,050	717	\$309,609	797	\$955,678	5,777	\$6,997,556	19,560
Built Environments	\$49,207	68	\$90,691	135	\$138,225	41	\$1,319,922	1,054
Business School	\$161,935	223	\$566,247	342	\$816,197	464	\$20,100,354	4,568
Dentistry	\$66,161	101	\$140,986	177	\$418,928	266	\$1,636,141	1,329
Education	\$47,649	95	\$64,057	127	\$97,758	145	\$7,463,438	1,659
Engineering	\$1,199,834	371	\$2,297,034	477	\$1,669,656	524	\$22,525,824	4,219
Environment	\$1,041,513	173	\$1,508,240	294	\$1,326,419	339	\$10,129,819	2,489
Evans School of Public Affairs	\$135,532	171	\$160,131	189	\$33,727	75	\$1,593,243	551
Graduate School	\$239,358	21	\$292,929	30	\$544,254	39	\$1,919,499	309
Information School	\$31,837	78	\$64,659	87	\$51,528	143	\$1,007,884	868
Intercollegiate Athletics	\$3,332,252	1,489	\$5,780,864	3,551	\$5,492,777	2,534	\$33,580,010	22,874
Law	\$45,800	77	\$140,557	247	\$418,140	199	\$2,033,388	1,894
Libraries	\$3,033,445	139	\$3,095,652	272	\$111,399	507	\$1,989,175	5,077
Minority Affairs	\$61,470	122	\$69,714	157	\$27,774	145	\$1,099,134	809
Nursing	\$426,520	98	\$611,638	133	\$186,408	93	\$2,947,291	1,495
Pharmacy	\$224,002	71	\$476,824	116	\$451,648	178	\$10,883,740	1,346
President's Funds	\$64,921	132	\$95,805	172	\$40,309	151	\$591,920	1,297
Public Health	\$835,339	114	\$1,029,487	137	\$4,140,088	157	\$11,566,876	748
Social Work	\$22,696	37	\$26,715	58	\$41,155	59	\$3,619,549	953
Student Life	\$166,166	191	\$233,425	285	\$633,251	830	\$6,353,413	3,844
Undergraduate Academic Affairs	\$30,078	68	\$107,216	101	\$24,335	61	\$2,037,112	850
University Press	\$24,500	13	\$39,355	17	\$36,690	15	\$203,245	210
UW Alumni Association	\$75,600	1,404	\$135,338	2,475	\$131,462	2,451	\$1,136,496	19,208
UW Bothell	\$2,426,058	73	\$2,434,224	162	\$1,258,725	152	\$3,967,991	676
UW Tacoma	\$253,971	142	\$314,859	285	\$100,252	136	\$4,872,642	980
Other University Support	\$238,466	111	\$382,103	499	\$1,659,063	254	\$5,791,037	2,134
<b>Total<sup>1</sup></b>	<b>\$27,342,591</b>	<b>8,679</b>	<b>\$40,457,023</b>	<b>14,779</b>	<b>\$51,701,547</b>	<b>19,265</b>	<b>\$313,101,782</b>	<b>111,145</b>

<sup>1</sup> The donor total at the bottom of the chart is not a cumulative total of the rows above. The donor total is the number of unique donors who have been credited with a gift to the UW during the given time period.

### FISCAL YEAR COMPARISON OF TOTAL CONTRIBUTIONS



Fiscal Year	Complete Fiscal Year				Year to Date			
	Gifts	Private Grants	Total	Donors	Gifts	Private Grants	Total	Donors
2012-2013	\$19,042,199	\$21,414,824	\$40,457,023	14,779	\$19,042,199	\$21,414,824	\$40,457,023	14,779
2011-2012	\$161,989,170	\$151,112,612	\$313,101,782	111,145	\$19,350,338	\$32,351,210	\$51,701,547	19,265
2010-2011	\$170,201,978	\$164,435,696	\$334,637,675	113,114	\$16,891,694	\$38,414,950	\$55,306,645	18,731
2009-2010	\$135,813,022	\$150,815,796	\$286,628,819	113,746	\$11,784,568	\$34,557,636	\$46,342,203	15,347
2008-2009	\$148,364,809	\$175,713,667	\$324,078,477	109,083	\$27,578,596	\$31,090,012	\$58,668,609	15,114
2007-2008	\$180,735,444	\$124,224,214	\$304,959,657	121,447	\$23,671,479	\$32,915,059	\$56,586,538	15,488
2006-2007	\$176,490,215	\$126,399,369	\$302,889,584	105,353	\$15,219,124	\$12,601,654	\$27,820,778	14,880
2005-2006	\$207,744,231	\$115,261,186	\$323,005,417	97,876	\$14,627,686	\$16,245,654	\$30,873,340	12,724
2004-2005	\$151,969,925	\$108,802,371	\$260,772,296	95,227	\$17,530,695	\$16,433,767	\$33,964,462	11,183
2003-2004	\$128,174,367	\$71,603,323	\$199,777,690	91,903	\$19,537,721	\$16,597,595	\$36,135,316	13,476



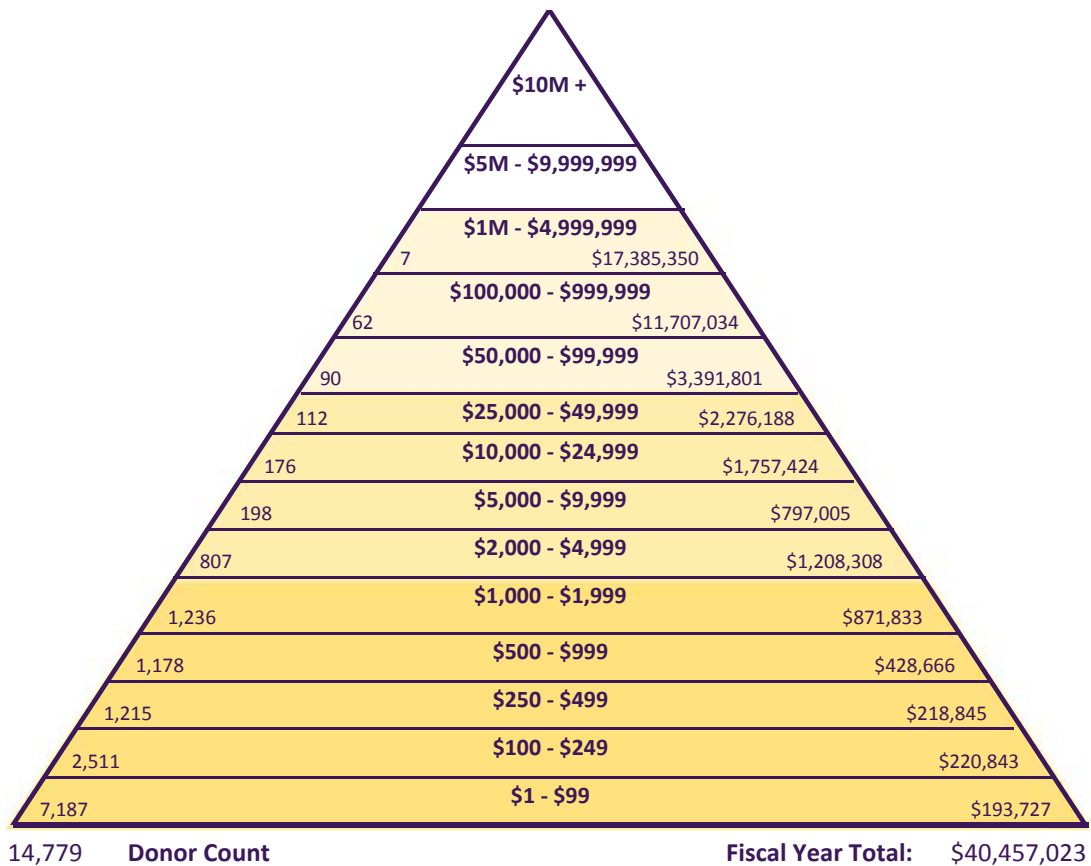
### ANNUAL FUNDING THEME PROGRESS

Theme	Current Use	Year to Date	
		Endowment	Total
Student Support	\$913,163	\$988,962	\$1,902,125
Faculty Support	\$1,706,368	\$186,015	\$1,892,383
Program Support for Faculty and Students	\$25,270,228	\$3,369,607	\$28,639,835
Capital	\$4,122,981		\$4,122,981
Excellence Funds	\$3,618,493	\$281,206	\$3,899,699
<b>Total</b>	<b>\$35,631,233</b>	<b>\$4,825,790</b>	<b>\$40,457,023</b>

### DEVELOPMENT ACTIVITY BY DONOR TYPE

Donor Type	Year to Date		Prior Year to Date		Prior Fiscal Year	
	Donors	Total	Donors <sup>1</sup>	Total	Donors	Total
Alumni	7,580	\$3,563,495	8,348	\$3,816,955	50,041	\$46,193,706
Corporations	437	\$6,068,707	441	\$5,981,656	2,784	\$49,922,648
Family Foundations	28	\$3,727,338	29	\$3,082,882	170	\$15,990,521
Foundations	109	\$11,225,907	91	\$24,506,113	407	\$90,656,428
Non-Alumni	6,513	\$5,627,724	10,242	\$4,502,899	57,161	\$39,634,685
Organizations	112	\$10,243,851	114	\$9,811,042	582	\$70,703,795
<b>Total</b>	<b>14,779</b>	<b>\$40,457,023</b>	<b>19,265</b>	<b>\$51,701,547</b>	<b>111,145</b>	<b>\$313,101,782</b>

### DEVELOPMENT ACTIVITY PYRAMID



<sup>1</sup> Prior Fiscal Year to Date numbers reflect the number of alumni for the reported period based on the state of the data at the end of the prior fiscal year.



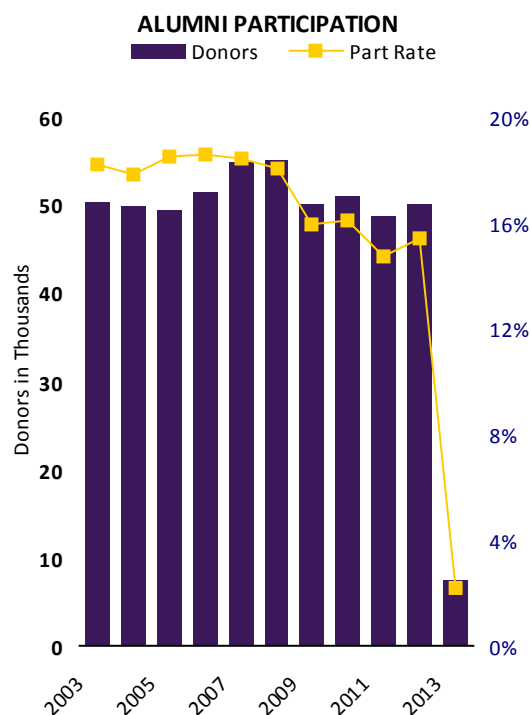
**ANNUAL PROGRESS BY GIVING LEVEL**

Giving Level	Alumni	Non Alumni	Family Fndns.	Corporations	Foundations	Other Orgs.	Total
\$10M +							\$0
\$5M - \$9,999,999							\$0
\$1M - \$4,999,999		\$2,250,000	\$3,050,000	\$1,000,000	\$4,427,614	\$6,657,736	\$17,385,350
\$100,000 - \$999,999	\$492,706	\$738,268	\$280,000	\$2,340,079	\$5,453,052	\$2,402,929	\$11,707,034
\$50,000 - \$99,999	\$298,960	\$749,550	\$217,274	\$840,605	\$757,967	\$527,445	\$3,391,801
\$25,000 - \$49,999	\$565,630	\$398,796	\$94,000	\$728,085	\$223,249	\$266,429	\$2,276,188
\$10,000 - \$24,999	\$362,257	\$267,564	\$63,594	\$579,024	\$281,441	\$203,543	\$1,757,424
\$5,000 - \$9,999	\$182,547	\$160,156	\$9,620	\$285,734	\$36,243	\$122,704	\$797,005
\$2,000 - \$4,999	\$590,493	\$331,336	\$8,000	\$202,432	\$26,203	\$49,843	\$1,208,308
\$1,000 - \$1,999	\$468,203	\$326,133	\$4,000	\$54,446	\$11,400	\$7,651	\$871,833
\$500 - \$999	\$241,818	\$158,611	\$500	\$19,915	\$5,712	\$2,111	\$428,666
\$250 - \$499	\$116,704	\$90,011	\$250	\$8,277	\$1,988	\$1,616	\$218,845
\$100 - \$249	\$120,969	\$89,011	\$100	\$8,379	\$754	\$1,630	\$220,843
\$1 - \$99	\$123,209	\$68,288		\$1,730	\$285	\$215	\$193,727
<b>Total</b>	<b>\$3,563,495</b>	<b>\$5,627,724</b>	<b>\$3,727,338</b>	<b>\$6,068,707</b>	<b>\$11,225,907</b>	<b>\$10,243,851</b>	<b>\$40,457,023</b>

Giving Level	Alumni	Non Alumni	Family Fndns.	Corporations	Foundations	Other Orgs.	Total
\$10M +							0
\$5M - \$9,999,999							0
\$1M - \$4,999,999		2	1	1	1	2	7
\$100,000 - \$999,999	7	14	2	13	17	9	62
\$50,000 - \$99,999	18	33	5	14	11	9	90
\$25,000 - \$49,999	36	36	3	22	6	9	112
\$10,000 - \$24,999	51	48	3	43	18	13	176
\$5,000 - \$9,999	60	61	3	48	6	20	198
\$2,000 - \$4,999	383	320	4	72	11	17	807
\$1,000 - \$1,999	600	564	4	48	11	9	1,236
\$500 - \$999	591	536	1	39	8	3	1,178
\$250 - \$499	584	590	1	28	7	5	1,215
\$100 - \$249	1,243	1,186	1	65	6	10	2,511
\$1 - \$99	4,007	3,123		44	7	6	7,187
<b>Total</b>	<b>7,580</b>	<b>6,513</b>	<b>28</b>	<b>437</b>	<b>109</b>	<b>112</b>	<b>14,779</b>

### ALUMNI PARTICIPATION BY CONSTITUENCY (CURRENT FISCAL YEAR)

Area	Solicitable	To UW		To Unit	
		Year to Date	Part Rate	Year to Date	Part Rate
UW Medicine	20,206	532	2.63%	267	1.32%
Arts and Sciences	158,093	3,374	2.13%	1,122	0.71%
Business School	40,686	1,165	2.86%	341	0.84%
Built Environments	8,782	197	2.24%	43	0.49%
Dentistry	4,729	180	3.81%	85	1.80%
Education	18,344	460	2.51%	32	0.17%
Engineering	34,946	635	1.82%	331	0.95%
Environment	12,029	195	1.62%	41	0.34%
Evans School of Public Affairs	3,068	110	3.59%	27	0.88%
Interdisc. Grad. Programs	2,457	56	2.28%		
Interschool Programs	2,564	61	2.38%		
Information School	5,322	165	3.10%	105	1.97%
Law	8,572	280	3.27%	132	1.54%
School of Nursing	9,128	267	2.93%	65	0.71%
Pharmacy	3,851	105	2.73%	58	1.51%
Public Health	5,138	126	2.45%	16	0.31%
Social Work	6,969	149	2.14%	21	0.30%
UW Bothell	9,945	203	2.04%	65	0.65%
UW Tacoma	11,337	187	1.65%	110	0.97%
Unspecified	8,909	185	2.08%		
<b>ALL UW TOTAL</b>	<b>345,483</b>	<b>7,580</b>	<b>2.19%</b>		



### ALUMNI PARTICIPATION BY CONSTITUENCY (PREVIOUS FISCAL YEAR)

Area	Solicitable	To UW				To Unit			
		Year to Date		FY Total		Year to Date		FY Total	
		Donors <sup>1</sup>	Part Rate	Donors	Part Rate	Donors	Part Rate	Donors	PFY Final
UW Medicine	19,296	487	2.52%	3,580	18.55%	237	1.23%	2,285	11.84%
Arts and Sciences	148,325	3,653	2.46%	20,873	14.07%	829	0.56%	5,289	3.57%
Business School	38,811	1,123	2.89%	7,631	19.66%	244	0.63%	2,436	6.28%
Built Environments	8,372	159	1.90%	1,343	16.04%	13	0.16%	483	5.77%
Dentistry	4,598	214	4.65%	1,091	23.73%	132	2.87%	598	13.01%
Education	17,578	477	2.71%	3,173	18.05%	26	0.15%	493	2.80%
Engineering	33,380	710	2.13%	4,957	14.85%	247	0.74%	2,240	6.71%
Environment	11,457	192	1.68%	1,717	14.99%	45	0.39%	700	6.11%
Evans School of Public Affairs	2,773	101	3.64%	655	23.62%	18	0.65%	214	7.72%
Interdisc. Grad. Programs	2,239	66	2.95%	328	14.65%				
Interdisc. Undergrad. Programs									
Interschool Programs	2,406	103	4.28%	497	20.66%				
Information School	4,882	179	3.67%	1,075	22.02%	64	1.31%	523	10.71%
Law	8,074	245	3.03%	1,766	21.87%	99	1.23%	916	11.35%
School of Nursing	8,737	220	2.52%	1,715	19.63%	34	0.39%	855	9.79%
Pharmacy	3,705	127	3.43%	958	25.86%	64	1.73%	692	18.68%
Public Health	4,728	113	2.39%	787	16.65%	13	0.27%	233	4.93%
Social Work	6,543	154	2.35%	999	15.27%	23	0.35%	445	6.80%
UW Bothell	8,323	206	2.48%	999	12.00%	32	0.38%	228	2.74%
UW Tacoma	9,481	134	1.41%	971	10.24%	39	0.41%	288	3.04%
Unspecified	9,066	190	2.10%	1,442	15.91%				
<b>ALL UW TOTAL</b>	<b>324,647</b>	<b>7,697</b>	<b>2.37%</b>	<b>50,041</b>	<b>15.41%</b>				

<sup>1</sup> Prior Fiscal Year to Date numbers reflect the number of alumni for the reported period based on the state of the data on the date this report was run in the prior fiscal year.





The University of Washington Alumni Association is the broad-based engagement vehicle for University Advancement and the University of Washington. Through its strategically designed programs, the UW Alumni Association invites alumni, donors and friends to engage in the life of the UW. Research indicates that engaged alumni and friends are more inclined to support the University and its students. The UW Alumni Association is proud to develop a solid base of support for the University of Washington.



## UWAA Member Giving by Constituency

School	Solicitable Alumni	Member		Alumni Giving	
		Members <sup>1</sup>	Donors	Members	Non Members
UW Medicine	20,206	1,949	180	9.24%	1.64%
Arts and Sciences	158,093	19,865	1,447	7.28%	0.83%
Business School	40,686	7,473	678	9.07%	0.78%
Built Environments	8,782	1,151	84	7.30%	0.88%
Dentistry	4,729	1,000	110	11.00%	1.34%
Education	18,344	2,867	190	6.63%	1.03%
Engineering	34,946	4,622	243	5.26%	0.86%
Environment	12,029	1,459	61	4.18%	0.71%
Evans School of Public Affairs	3,068	363	24	6.61%	2.22%
Interdisc. Grad. Programs	2,457	227	16	7.05%	1.30%
Interdisc. Undergrad. Progra					
Interscholar Programs	2,564	559	27	4.83%	0.85%
Information School	5,322	806	70	8.68%	1.26%
Law	8,572	1,125	123	10.93%	1.73%
School of Nursing	9,128	1,354	102	7.53%	1.56%
Pharmacy	3,851	656	53	8.08%	1.19%
Public Health	5,138	435	33	7.59%	1.59%
Social Work	6,969	611	43	7.04%	1.12%
UW Bothell	9,945	1,027	62	6.04%	0.75%
UW Tacoma	11,337	942	52	5.52%	0.77%
Unspecified	8,909	1,811	95	5.25%	0.75%
Non-Alumni		9,527	1,535	16.11%	
<b>Total</b>	<b>345,483</b>	<b>56,021</b>	<b>4,754</b>	<b>8.49%</b>	

## Alumni Activity

<b>11 in 25 registrants at 2012 UW events were UWAA members</b>
<b>1 in 20 registrants at 2012 UW events were UW donors</b>
<b>9 in 10 registrants at 2012 UW events were Solicitable Alumni</b>
<b>1 in 50 UWAA members attended a 2012 UW event</b>
<b>2 in 5 2011-2012 Football/Basketball season ticket holders were UWAA members</b>
<b>1 in 6 UWAA members were 2011-2012 Football/Basketball season ticket holders</b>

## Top 10 Membership by Class Year

Class Year	Part. Rate	Class Year	Population
1955	22.71%	2012	1,291
1953	21.53%	1971	1,100
1954	21.31%	1973	1,088
1946	21.00%	1974	1,049
1959	20.86%	1970	1,037
1956	20.80%	1972	1,034
1957	20.31%	1976	1,022
1960	20.13%	1975	1,000
1958	20.03%	1977	940
1950	19.94%	1968	901

## Activity Participation - Rolling 3 Year Total<sup>3</sup>

School <sup>2</sup>	Participants	Part. Donors	% Donors	Alum Non-Part.	Alum Non-Par Donor	% Non-Part Donor
Intercollegiate Athletics	1,532	1,505	98.24%			
UW Medicine	3,800	2,679	70.50%	22,169	3,026	13.65%
Arts and Sciences	14,297	2,814	19.68%	146,163	7,132	4.88%
Built Environments	1,664	652	39.18%	7,693	593	7.71%
Business School	5,824	1,563	26.84%	36,318	3,107	8.55%
Dentistry	1,641	636	38.76%	3,307	388	11.73%
Education	1,516	203	13.39%	17,273	726	4.20%
Engineering	2,832	830	29.31%	33,025	2,983	9.03%
Environment	1,201	519	43.21%	11,418	932	8.16%
Evans School of Public Affairs	801	282	35.21%	2,480	297	11.98%
Graduate School	339	132	38.94%	2,301	6	0.26%
Information School	533	192	36.02%	5,002	721	14.41%
Law	1,783	713	39.99%	7,206	1,072	14.88%
Libraries	583	571	97.94%			
Nursing	871	316	36.28%	8,585	1,215	14.15%
Pharmacy	306	197	64.38%	3,754	896	23.87%
Public Health	540	165	30.56%	4,380	346	7.90%
Social Work	720	321	44.58%	6,592	582	8.83%
UW Bothell	729	203	27.85%	9,435	662	7.02%
UW Tacoma	718	271	37.74%	10,868	824	7.58%

<sup>1</sup> Members include paid Annual Members, Lifetime Members, and TPC Level Donors

<sup>2</sup> Activity is based on a unit affiliated Alumni or Donor being labeled as a positive RSVP, host, speaker, or participant at any tracked UW activity.

<sup>3</sup> 3-Years consists of any activity since 7/1/2009

Source: University of Washington Alumni Association



VII. STANDING COMMITTEES

B. Finance, Audit and Facilities Committee

Grant and Contract Awards Summary – July and August 2012

RECOMMENDED ACTION

It is the recommendation of the administration and the Finance, Audit and Facilities Committee that the Board of Regents accept the Grant and Contract Awards of \$1,000,000 or more as presented in the attached report.

*Attachments*

1. Grant and Contract Awards Summary for July 2012
2. Grant and Contract Awards Summary for August 2012

---

---

# **Grant and Contract Awards Summary**

**to**

**The Board of Regents**

**of the**

**University of Washington**

**for**

**July 2012**

**Office of Research**

**Office of Sponsored Programs**

The numbers provided in this report are subject to adjustment at the time that the Annual Report of Sponsored Activity is published.  
The changes would reflect modifications and additions to existing awards.

---

---

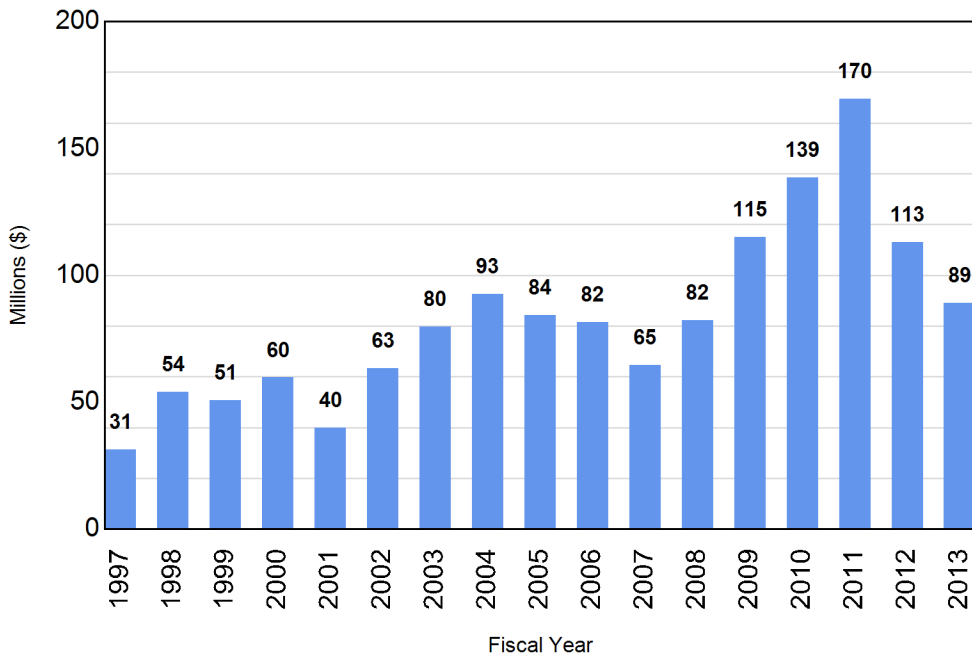
---

## Table of Contents

Graphical Summary of Award Activity	3
Summary of Grant and Contract Awards	4
Comparison of Grants and Contract Awards by Agency	5
Comparison of Grants and Contract Awards by School/College	6
Summary of Grant Awards – Excluding Private Awards	7
Summary of Grant Awards - Private Awards	8
Summary of Contract Awards	9
Report of Grant & Contract Awards over \$1,000,000	10

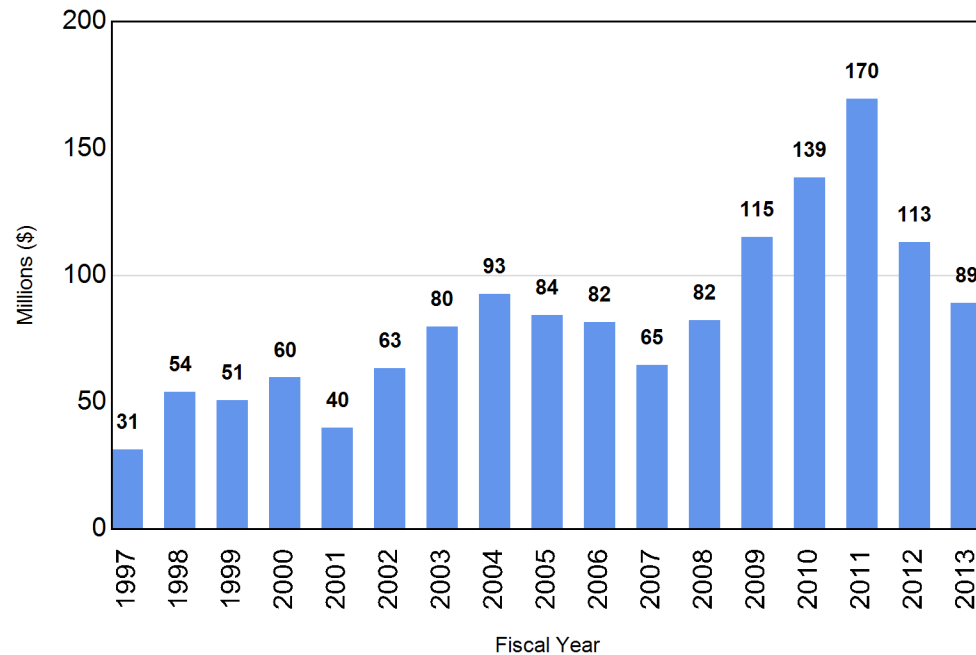
### July Only

#### Comparison of Grant & Contract Awards



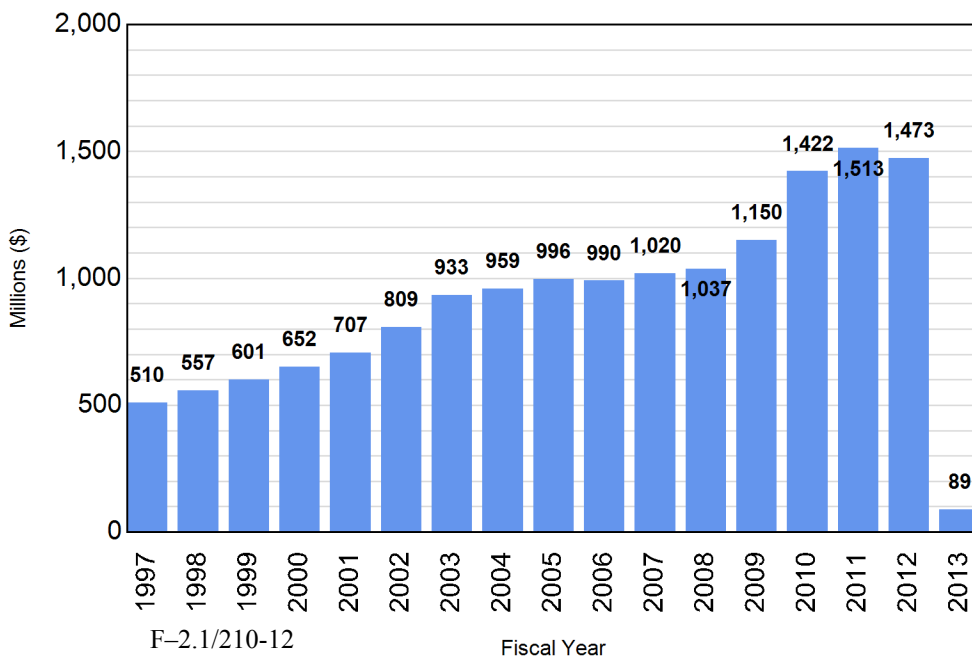
### Fiscal Year to Date

#### Comparison of Grant & Contract Awards



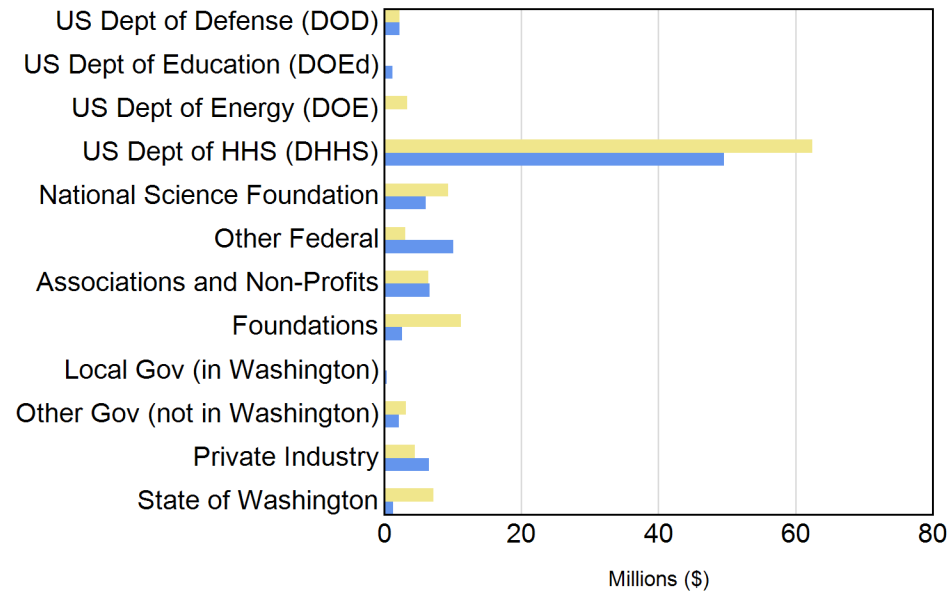
### Complete Fiscal Year

#### Comparison of Grant & Contract Awards



### Fiscal Year to Date

#### Two-Year Comparison of Grant and Contract Awards



---

---

**Summary of Grant and Contract Awards**

Fiscal Year 2012-2013

---

<b>Month</b>	<b>RESEARCH AND OTHER</b>		<b>TRAINING</b>		<b>Total Grants and Contracts</b>
	<b>Federal</b>	<b>Non-Federal</b>	<b>Federal</b>	<b>Non-Federal</b>	
July	\$ 63,287,280	\$ 18,623,480	\$ 6,096,881	\$ 1,019,024	\$ 89,026,660
<b>FY13 to Date</b>	<b>\$63,287,276</b>	<b>\$18,623,484</b>	<b>\$6,096,881</b>	<b>\$1,019,024</b>	<b>\$89,026,665</b>
<b>FY12 to Date</b>	<b>\$72,776,122</b>	<b>\$30,196,844</b>	<b>\$7,642,882</b>	<b>\$2,388,481</b>	<b>\$113,004,329</b>
<b>Over (Under) Previous Year</b>	<b>(\$9,488,846)</b>	<b>(\$11,573,361)</b>	<b>(\$1,546,001)</b>	<b>(\$1,369,457)</b>	<b>(\$23,977,665)</b>

**Comparison of Grant and Contract Awards by Agency**

**Fiscal Years 2011-2012 and 2012-2013**

<b>Agency</b>	<b>Jul-Jul FY12</b>	<b>Jul-Jul FY13</b>
US Department of Defense (DOD)	\$ 2,194,227	\$ 2,239,975
US Department of Education (DOEd)	\$ 0	\$ 1,196,317
US Department of Energy (DOE)	\$ 3,393,278	\$ 167,986
US Department of Health and Human Services (DHHS)	\$ 62,438,804	\$ 49,611,403
National Science Foundation (NSF)	\$ 9,282,079	\$ 6,059,422
Other Federal	\$ 3,110,616	\$ 10,109,054
<b>Subtotal for Federal :</b>	<b>\$ 80,419,004</b>	<b>\$ 69,384,157</b>
Associations and Non-Profits	\$ 6,430,785	\$ 6,680,313
Foundations	\$ 11,216,309	\$ 2,634,690
Local Government (in Washington)	\$ 100,477	\$ 387,474
Other Government (not in Washington)	\$ 3,207,700	\$ 2,102,377
Private Industry	\$ 4,430,137	\$ 6,514,162
State of Washington	\$ 7,199,917	\$ 1,323,492
<b>Subtotal for Non-Federal :</b>	<b>\$ 32,585,325</b>	<b>\$ 19,642,508</b>
<b>Grand Total :</b>	<b>\$ 113,004,329</b>	<b>\$ 89,026,665</b>
<b>Amount of Increase (Decrease) :</b>		<b>(\$ 23,977,665)</b>
<b>Percent of Increase (Decrease) :</b>		<b>(21.2 %)</b>

---

---

**Comparison of Grant and Contract Awards by School/College**Fiscal Years 2011-2012 and 2012-2013

---

School/College	Jul-Jul FY12	Jul-Jul FY13
<b>Upper Campus</b>		
Architecture and Urban Planning	\$ 20,000	
Arts and Sciences	\$ 3,356,171	\$ 5,177,363
College of the Environment	\$ 9,154,985	\$ 7,211,426
Education	\$ 22,721	\$ 1,249,811
Engineering	\$ 8,803,859	\$ 8,684,408
Graduate School	\$ 1,771,056	\$ 45,607
Information School	\$ 80,256	
Law	\$ 90,000	\$ 10,000
Office of Research	\$ 2,779,729	\$ 4,712,673
Social Work	\$ 3,083,801	\$ 324,868
Undergraduate Education	\$ 17,477	\$ 39,879
VP Minority Affairs		\$ 313,994
<b>Subtotal :</b>	<b>\$ 29,180,055</b>	<b>\$ 27,770,029</b>
<b>Health Sciences</b>		
Dentistry	\$ 97,239	\$ 738,198
Medicine	\$ 59,553,195	\$ 42,694,392
Nursing	\$ 3,517,156	\$ 1,111,648
Pharmacy	\$ 565,986	\$ 1,420,038
Public Health	\$ 3,795,480	\$ 7,012,338
<b>Subtotal :</b>	<b>\$ 67,529,056</b>	<b>\$ 52,976,614</b>
<b>Special Programs</b>		
Alcohol and Drug Abuse Institute	\$ 50,275	\$ 54,539
CHDD Administration	\$ 80,000	\$ 3,382,342
Regional Primate Center	\$ 15,820,193	\$ 4,233,795
<b>Subtotal :</b>	<b>\$ 15,950,468</b>	<b>\$ 7,670,676</b>
<b>Other UW Campuses</b>		
Bothell	\$ 273,610	
Tacoma	\$ 71,140	\$ 609,345
<b>Subtotal :</b>	<b>\$ 344,750</b>	<b>\$ 609,345</b>
<b>Grand Total :</b>	<b>\$ 113,004,329</b>	<b>\$ 89,026,665</b>



---

---

**Summary of Grant Awards**

**Fiscal Year 2012-2013**

*Excluding private awards from Foundations, Industry, Associations and Others*

---

<b>Month</b>	<b>RESEARCH AND OTHER</b>		<b>TRAINING</b>	<b>Total Grants</b>
	<b>Federal</b>	<b>Non-Federal</b>	<b>Federal</b>	
July	\$ 62,351,620	\$ 2,447,487	\$ 6,096,881	\$ 70,895,980
<b>Year to Date</b>	\$ 62,351,620	\$ 2,447,487	\$ 6,096,881	\$ 70,895,980

---

---

---

**Summary of Grant Awards**

**Fiscal Year 2012-2013**

*Private awards from Foundations, Industry, Associations and Others*

---

<b>Month</b>	<b>RESEARCH AND OTHER</b>	<b>TRAINING</b>	<b>Total Grants</b>
July	\$ 8,614,872	\$ 360,854	\$ 8,975,726
<b>Year to Date</b>	<b>\$ 8,614,872</b>	<b>\$ 360,854</b>	<b>\$ 8,975,726</b>

---

---

---

**Summary of Contract Awards**

Fiscal Year 2012-2013

---

<b>Month</b>	<b>RESEARCH AND OTHER</b>		<b>TRAINING</b>	<b>Total Contracts</b>
	<b>Federal</b>	<b>Non-Federal</b>	<b>Non-Federal</b>	
July	\$ 935,659	\$ 7,561,125	\$ 658,170	\$ 9,154,954
<b>Year to Date</b>	\$ 935,659	\$ 7,561,125	\$ 658,170	\$ 9,154,954

---

---

---

**Report of Grant and Contract Awards  
of \$1,000,000 or More**

**July 2012**

**Requiring action of  
The Board of Regents  
of the  
University of Washington**

**Office of Research  
Office of Sponsored Programs**

---

---

**Detail of Public Grant Awards**

**Federal**

**US Department of Health and Human Services (DHHS)**

**National Institute for Occupational Safety and Health (NIOSH)**

To: Noah Seixas, Professor \$ 1,298,555  
 Enviro & Occup Health  
 For: Education and Research Center  
 Eff: 7/1/2012 Classified: No

**Total for National Institute for Occupational Safety and Health (NIOSH): \$ 1,298,555**

**National Institutes of Health (NIH)**

To: King K. Holmes, Chair \$ 3,176,229  
 Global Health  
 For: University of Washington Center for AIDS Research  
 Eff: 6/1/2012 Classified: No

To: James Mullins, Professor \$ 2,464,650  
 Microbiology  
 For: Immunological and Virological Events in Early HIV Infection  
 Eff: 7/1/2012 Classified: No

To: Trisha Nell Davis, Professor \$ 2,078,690  
 Biochemistry  
 For: Comprehensive Biology: Exploiting the Yeast Genome  
 Eff: 7/1/2012 Classified: No

To: Paul Yager, Professor \$ 1,177,234  
 Bioengineering  
 For: A 2DPN-based high-sensitivity low-cost multiplexed POC  
 immunoassay platform  
 Eff: 7/15/2011 Classified: No

*National Institute of Allergy and Infectious Diseases (NIAID)*

To: Samuel Miller, Professor \$ 1,143,206  
 Department Of Medicine  
 For: ERIN CRC: Molecular Basis of Nontypoidal Salmonella Emergence  
 Eff: 8/1/2012 Classified: No

*Total for National Institute of Allergy and Infectious Diseases (NIAID): \$ 1,143,206*

*National Institute of Child Health and Human Development (NICHD)*

To: Michael Guralnick, Director \$ 2,828,342  
 Chdd Administration  
 For: Research in Intellectual and Developmental Disabilities  
 Eff: 7/1/2012 Classified: No

*Total for National Institute of Child Health and Human Development (NICHD): \$ 2,828,342*

**Detail of Public Grant Awards**

**Federal**

**US Department of Health and Human Services (DHHS)**

**National Institutes of Health (NIH)**

*Office of the Director (OD)*

To: David M. Anderson, Director \$ 1,967,610  
Hsa Operations

For: WaNPRC Macaca nemestrina Specific Pathogen Free Breeding colony

Eff: 7/1/2012 Classified: No

*Total for Office of the Director (OD):* \$ 1,967,610

**Total for National Institutes of Health (NIH):** \$ 14,835,961

**Total for US Department of Health and Human Services (DHHS):** \$ 16,134,516

**Other Federal**

**Environmental Protection Agency (EPA)**

To: Joel Kaufman, Professor \$ 2,351,124  
Enviro & Occup Health

For: Prospective Study of Atherosclerosis, Clinical Cardiovascular Disease, and Long-Term Exposure to Ambient Particulate Matter and Other Air Pollutants in a Multi-Ethnic Cohort

Eff: 8/1/2004 Classified: No

**Total for Environmental Protection Agency (EPA):** \$ 2,351,124

**National Oceanic and Atmospheric Administration (NOAA)**

To: Stephen Riser, Professor \$ 3,006,768  
Oceanography

For: Argo: Global Observations for Understanding and Prediction of Climate Variability

Eff: 7/1/2010 Classified: No

**Total for National Oceanic and Atmospheric Administration (NOAA):** \$ 3,006,768

**Total for Other Federal:** \$ 5,357,892

**Total for Federal:** \$ 21,492,408

**Total Public Grants:** \$ 21,492,408

## Detail of Contract Awards

### Associations and Non-Profits

---

#### The Micronutrient Initiative

To: Dilys Walker, Assoc Professor \$ 1,172,201  
Obgyn/Admin

For: Improved care and nutrition for women during pregnancy and labour  
through a novel community-facility linkage program in Kenya

Eff: 5/1/2012 Classified: No

**Total for The Micronutrient Initiative: \$ 1,172,201**

**Total for Associations and Non-Profits: \$ 1,172,201**

### Private Industry

---

#### Pfizer US Pharmaceuticals Group

To: Vivian Oehler, Asst Professor \$ 1,025,919  
Department Of Medicine

For: A Phase 1 Study to Evaluate the Safety, Pharmacokinetics, and  
Pharmacodynamics of PF-04449913, An oral Hedgehog Inhibitor,  
administered as single agent in select hematologic Malignancies or  
in combination with Dasatinib in chronic myeloid leukemia

Eff: 10/13/2009 Classified: No

**Total for Pfizer US Pharmaceuticals Group: \$ 1,025,919**

**Total for Private Industry: \$ 1,025,919**

**Total Contracts: \$ 2,198,120**

**Grand Total for all Awards \$ 23,690,528**

---

---

# **Grant and Contract Awards Summary**

**to**

**The Board of Regents**

**of the**

**University of Washington**

**for**

**August 2012**

**Office of Research**

**Office of Sponsored Programs**

The numbers provided in this report are subject to adjustment at the time that the Annual Report of Sponsored Activity is published.  
The changes would reflect modifications and additions to existing awards.

---

---

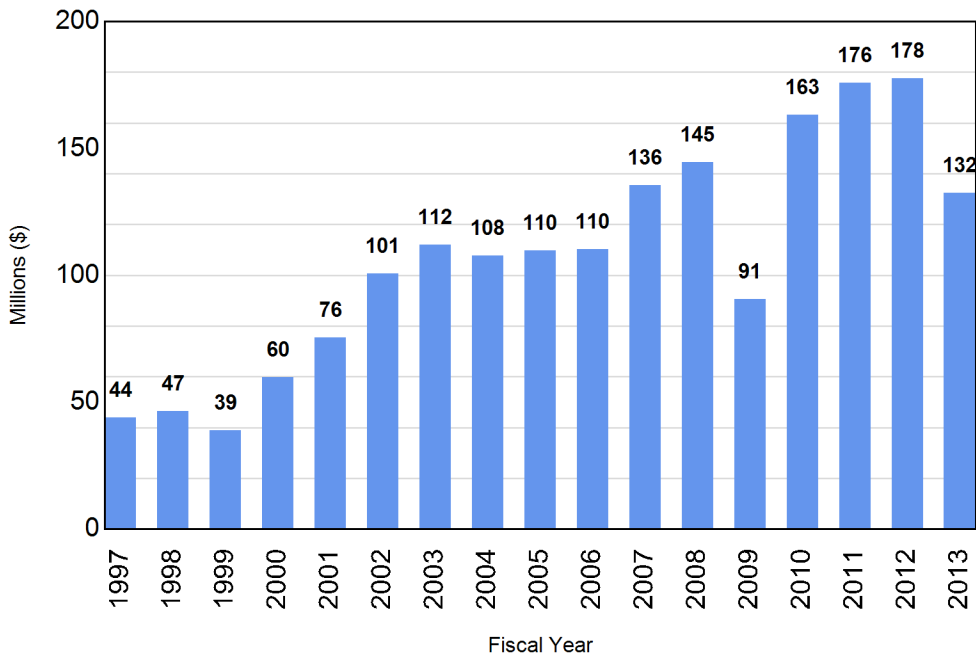


---

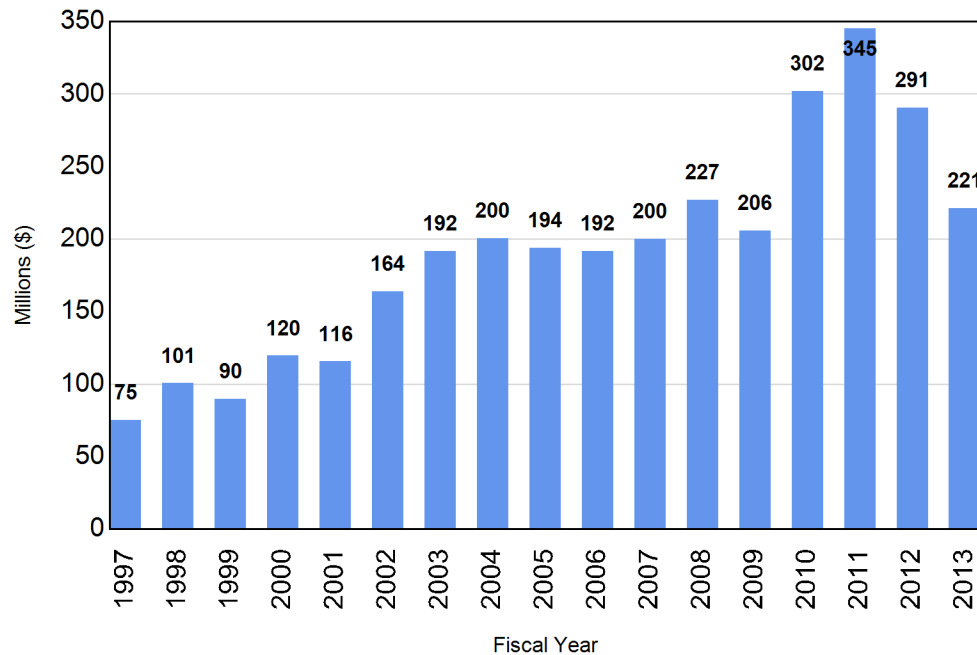
## Table of Contents

Graphical Summary of Award Activity	3
Summary of Grant and Contract Awards	4
Comparison of Grants and Contract Awards by Agency	5
Comparison of Grants and Contract Awards by School/College	6
Summary of Grant Awards – Excluding Private Awards	7
Summary of Grant Awards - Private Awards	8
Summary of Contract Awards	9
Report of Grant & Contract Awards over \$1,000,000	10

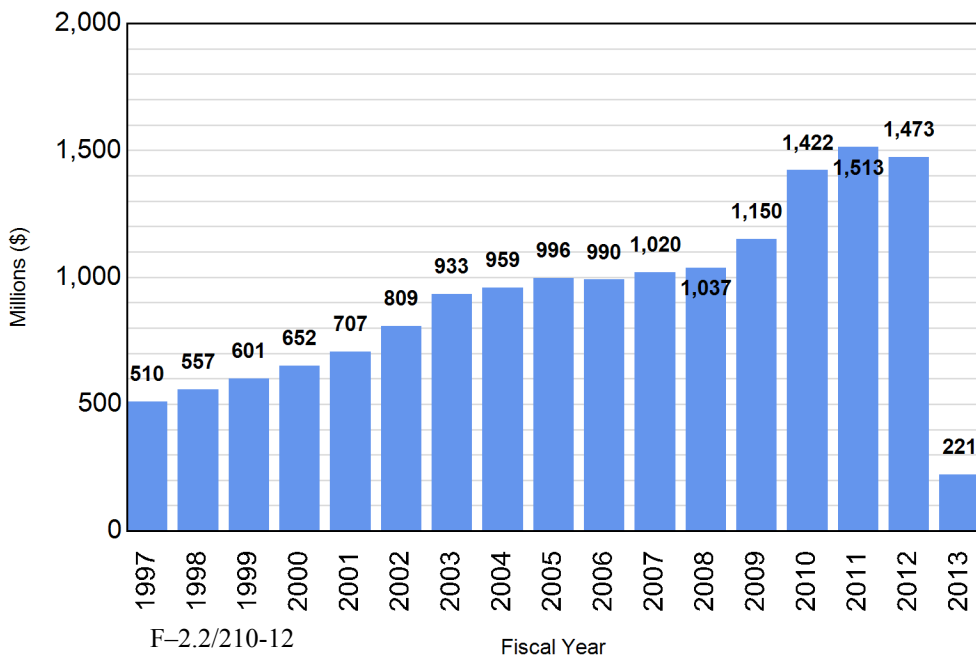
**August Only**  
**Comparison of Grant & Contract Awards**



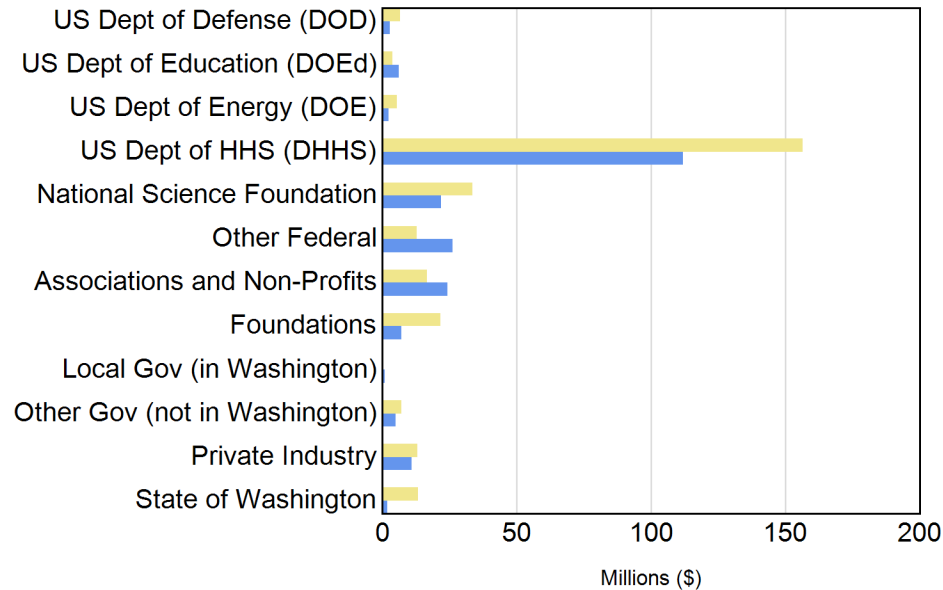
**Fiscal Year to Date**  
**Comparison of Grant & Contract Awards**



**Complete Fiscal Year**  
**Comparison of Grant & Contract Awards**



**Fiscal Year to Date**  
**Two-Year Comparison of Grant and Contract Awards**



---

---

**Summary of Grant and Contract Awards**

Fiscal Year 2012-2013

---

<b>Month</b>	<b>RESEARCH AND OTHER</b>		<b>TRAINING</b>		<b>Total Grants and Contracts</b>
	<b>Federal</b>	<b>Non-Federal</b>	<b>Federal</b>	<b>Non-Federal</b>	
July	\$ 63,287,280	\$ 18,623,480	\$ 6,096,881	\$ 1,019,024	\$ 89,026,660
August	\$ 95,530,390	\$ 29,773,550	\$ 6,407,729	\$ 722,138	\$ 132,433,800
<b>FY13 to Date</b>	<b>\$158,817,665</b>	<b>\$48,397,037</b>	<b>\$12,504,610</b>	<b>\$1,741,162</b>	<b>\$221,460,474</b>
<b>FY12 to Date</b>	<b>\$199,869,767</b>	<b>\$68,473,387</b>	<b>\$19,009,127</b>	<b>\$3,342,900</b>	<b>\$290,695,181</b>
<b>Over (Under) Previous Year</b>	<b>(\$41,052,102)</b>	<b>(\$20,076,350)</b>	<b>(\$6,504,517)</b>	<b>(\$1,601,738)</b>	<b>(\$69,234,708)</b>

**Comparison of Grant and Contract Awards by Agency**

**Fiscal Years 2011-2012 and 2012-2013**

<b>Agency</b>	<b>Jul-Aug FY12</b>	<b>Jul-Aug FY13</b>
US Department of Defense (DOD)	\$ 6,653,255	\$ 2,769,198
US Department of Education (DOEd)	\$ 3,881,890	\$ 6,232,658
US Department of Energy (DOE)	\$ 5,444,455	\$ 2,250,870
US Department of Health and Human Services (DHHS)	\$ 156,452,019	\$ 112,062,032
National Science Foundation (NSF)	\$ 33,657,995	\$ 21,834,814
Other Federal	\$ 12,789,281	\$ 26,172,704
<b>Subtotal for Federal :</b>	<b>\$ 218,878,894</b>	<b>\$ 171,322,275</b>
Associations and Non-Profits	\$ 16,623,792	\$ 24,192,228
Foundations	\$ 21,613,703	\$ 7,188,294
Local Government (in Washington)	\$ 140,475	\$ 855,579
Other Government (not in Washington)	\$ 7,147,289	\$ 5,087,000
Private Industry	\$ 13,053,652	\$ 11,027,237
State of Washington	\$ 13,237,376	\$ 1,787,861
<b>Subtotal for Non-Federal :</b>	<b>\$ 71,816,287</b>	<b>\$ 50,138,199</b>
<b>Grand Total :</b>	<b>\$ 290,695,181</b>	<b>\$ 221,460,474</b>
<b>Amount of Increase (Decrease) :</b>		<b>(\$ 69,234,708)</b>
<b>Percent of Increase (Decrease) :</b>		<b>(23.8 %)</b>

**Comparison of Grant and Contract Awards by School/College**

Fiscal Years 2011-2012 and 2012-2013

School/College	Jul-Aug FY12	Jul-Aug FY13
<b>Upper Campus</b>		
Architecture and Urban Planning	\$ 30,000	\$ 21,528
Arts and Sciences	\$ 19,299,922	\$ 16,875,113
College of the Environment	\$ 20,928,771	\$ 32,328,864
Director of Libraries	\$ 5,327,270	
Education	\$ 613,914	\$ 2,217,167
Engineering	\$ 23,009,584	\$ 19,599,609
Evans School of Public Affairs	\$ 547,304	\$ 160,681
Executive Vice President	\$ 19,981	
Foster School of Business	\$ 97,700	\$ 292,025
Graduate School	\$ 2,311,915	\$ 183,083
Information School	\$ 791,509	\$ 192,991
Law	\$ 298,052	\$ 10,000
Office of Research	\$ 10,157,756	\$ 6,642,460
Provost	\$ 29,468	
Social Work	\$ 3,798,726	\$ 3,428,961
Undergraduate Education	\$ 57,475	\$ 44,697
VP Minority Affairs	\$ 525,841	\$ 313,994
<b>Subtotal :</b>	<b>\$ 87,845,188</b>	<b>\$ 82,311,173</b>
<b>Health Sciences</b>		
Dentistry	\$ 1,100,544	\$ 1,521,317
Medicine	\$ 158,432,550	\$ 99,146,060
Nursing	\$ 4,941,103	\$ 2,350,345
Pharmacy	\$ 3,874,156	\$ 4,592,560
Public Health	\$ 13,798,319	\$ 19,535,290
<b>Subtotal :</b>	<b>\$ 182,146,672</b>	<b>\$ 127,145,572</b>
<b>Special Programs</b>		
Alcohol and Drug Abuse Institute	\$ 628,148	\$ 1,712,384
CHDD Administration	\$ 1,441,030	\$ 3,415,911
Regional Primate Center	\$ 17,106,971	\$ 4,610,080
<b>Subtotal :</b>	<b>\$ 19,176,149</b>	<b>\$ 9,738,375</b>
<b>Other UW Campuses</b>		
Bothell	\$ 1,173,123	\$ 1,233,026
Tacoma	\$ 354,049	\$ 1,032,328
<b>Subtotal :</b>	<b>\$ 1,527,172</b>	<b>\$ 2,265,354</b>
<b>Grand Total :</b>	<b>\$ 290,695,181</b>	<b>\$ 221,460,474</b>

---

---

**Summary of Grant Awards****Fiscal Year 2012-2013***Excluding private awards from Foundations, Industry, Associations and Others*

---

<b>Month</b>	<b>RESEARCH AND OTHER</b>		<b>TRAINING</b>		<b>Total Grants</b>
	<b>Federal</b>	<b>Non-Federal</b>	<b>Federal</b>	<b>Non-Federal</b>	
July	\$ 62,351,620	\$ 2,447,487	\$ 6,096,881	\$ 0	\$ 70,895,980
August	\$ 91,723,700	\$ 3,193,595	\$ 6,378,898	\$ 137,830	\$ 101,434,000
<b>Year to Date</b>	\$ 154,075,300	\$ 5,641,082	\$ 12,475,780	\$ 137,830	\$ 172,330,000

---

---

---

**Summary of Grant Awards**

**Fiscal Year 2012-2013**

*Private awards from Foundations, Industry, Associations and Others*

---

<b>Month</b>	<b>RESEARCH AND OTHER</b>	<b>TRAINING</b>	<b>Total Grants</b>
July	\$ 8,614,872	\$ 360,854	\$ 8,975,726
August	\$ 21,059,060	\$ 87,229	\$ 21,146,290
<b>Year to Date</b>	<b>\$ 29,673,930</b>	<b>\$ 448,083</b>	<b>\$ 30,122,010</b>

---

---

---

**Summary of Contract Awards**

Fiscal Year 2012-2013

---

<b>Month</b>	<b>RESEARCH AND OTHER</b>		<b>TRAINING</b>		<b>Total Contracts</b>
	<b>Federal</b>	<b>Non-Federal</b>	<b>Federal</b>	<b>Non-Federal</b>	
July	\$ 935,659	\$ 7,561,125	\$ 0	\$ 658,170	\$ 9,154,954
August	\$ 3,806,685	\$ 5,520,899	\$ 28,831	\$ 497,079	\$ 9,853,494
<b>Year to Date</b>	<b>\$ 4,742,344</b>	<b>\$ 13,082,020</b>	<b>\$ 28,831</b>	<b>\$ 1,155,249</b>	<b>\$ 19,008,450</b>

---



---

---

**Report of Grant and Contract Awards  
of \$1,000,000 or More**

**August 2012**

**Requiring action of  
The Board of Regents  
of the  
University of Washington**

**Office of Research  
Office of Sponsored Programs**

---

---

Detail of Public Grant Awards

Federal

---

**US Department of Education (DOEd)**

**US Department of Education (DOEd)**

To: Kathleen Matrone, Clinical Assistant Professor \$ 1,000,000  
Rehabilitation Medicin

For: ADA National Network Regional Center (Northwest ADA Center) to  
provide a sustained program of outreach, training, technical  
assistance, information dissemination, and capacity building

Eff: 10/1/2012 Classified: No

**Total for US Department of Education (DOEd): \$ 1,000,000**

**Total for US Department of Education (DOEd): \$ 1,000,000**

**US Department of Health and Human Services (DHHS)**

**National Institute for Occupational Safety and Health (NIOSH)**

To: Richard A. Fenske, Professor \$ 1,548,535  
Enviro & Occup Health

For: Pacific Northwest Agricultural Safety and Health Center

Eff: 9/30/2012 Classified: No

**Total for National Institute for Occupational Safety and Health (NIOSH): \$ 1,548,535**

**Detail of Public Grant Awards**

**Federal**

**US Department of Health and Human Services (DHHS)**

**National Institutes of Health (NIH)**

To:	Thomas Montine, Acting Chair Pathology	\$ 1,707,281
For:	Pacific Northwest Udall Center	
Eff:	8/1/2012	Classified: No
To:	Donald L. Patrick, Professor Health Services/Main	\$ 1,975,638
For:	Patient Reported Outcomes in Routine Clinical Care of Patients Infected with HIV	
Eff:	8/1/2012	Classified: No
To:	John Stamatoyannopoulos, Assistant Professor Genome Sciences	\$ 2,493,665
For:	Northwest Reference Epigenome Mapping Center	
Eff:	7/1/2012	Classified: No
To:	John D Hawkins, Professor School Of Social Work	\$ 1,390,992
For:	The Community Youth Development Study: A Test of Communities That Care	
Eff:	9/1/2008	Classified: No
To:	Dennis C Turk, Professor Anesthesiology&Pain Med	\$ 1,343,315
For:	Combined Behavioral & Analgesic Trial for Fibromyalgia (COMBAT-FM)	
Eff:	9/1/2011	Classified: No
To:	Michael Schwartz, Professor Department Of Medicine	\$ 1,294,483
For:	Nutrition Obesity Research Center	
Eff:	7/20/2012	Classified: No
To:	Robert Vessella, Associate Chair Urology	\$ 2,080,291
For:	Mechanisms and Markers of Prostate Cancer Metastases	
Eff:	8/1/2012	Classified: No
To:	Karina Walters, Associate Professor School Of Social Work	\$ 1,289,668
For:	Indigenous Wellness Research Institute National Center of Excellence	
Eff:	8/2/2012	Classified: No
<i>National Institute of General Medical Sciences (NIGMS)</i>		
To:	Kenneth Thummel, Professor Pharmaceutics	\$ 1,903,052
For:	Pharmacogenetics in Rural and Underserved Populations	
Eff:	7/1/2012	Classified: No
<i>Total for National Institute of General Medical Sciences (NIGMS):</i>		\$ 1,903,052

**Detail of Public Grant Awards**

**Federal**

**US Department of Health and Human Services (DHHS)**

**National Institutes of Health (NIH)**

*National Institute on Drug Abuse (NIDA)*

To: Dennis Donovan, Professor / Director \$ 1,117,527  
Alc/Drug Abuse Instit

For: Clinical Trials Network: Pacific Northwest Node

Eff: 9/1/2012 Classified: No

*Total for National Institute on Drug Abuse (NIDA):* \$ 1,117,527

**Total for National Institutes of Health (NIH):** \$ 16,595,912

**Total for US Department of Health and Human Services (DHHS):** \$ 18,144,447

**National Science Foundation (NSF)**

**National Science Foundation (NSF)**

To: Yoky Matsuoka, Associate Professor \$ 3,500,000  
Computer Science & Eng

For: NSF Engineering Research Center for Sensorimotor Neural Engineering

Eff: 6/15/2011 Classified: No

**Total for National Science Foundation (NSF):** \$ 3,500,000

**Total for National Science Foundation (NSF):** \$ 3,500,000

**Other Federal**

**National Oceanic and Atmospheric Administration (NOAA)**

To: Thomas P Ackerman, Director \$ 8,295,145  
Jisao Main

For: Joint Institute for the Study of the Atmosphere and Ocean Tasks I/II

Eff: 7/1/2010 Classified: No

**Total for National Oceanic and Atmospheric Administration (NOAA):** \$ 8,295,145

**US Department of Agriculture (USDA)**

To: Kerry-Ann Naish, Associate Professor \$ 1,950,000  
Aquatic&Fishery Scienc

For: Ecological drivers of transmission, emergence, and displacement of an aquatic virus in fish hosts

Eff: 8/15/2012 Classified: No

**Total for US Department of Agriculture (USDA):** \$ 1,950,000

**Total for Other Federal:** \$ 10,245,145

**Total for Federal:** \$ 32,889,592

**Total Public Grants:** \$ 32,889,592

**Detail of Private Grant Awards**

**Associations and Non-Profits**

---

<b>Fred Hutchinson Cancer Research Center (FHRC)</b>		
To:	Janine Maenza, Clinical Associate Professor-salaried Department Of Medicine	\$ 2,843,332
For:	HVTN Core Travel Budget 2012-2013	
Eff:	6/1/2012	Classified: No
<b>Total for Fred Hutchinson Cancer Research Center (FHRC):</b>		<b>\$ 2,843,332</b>
<b>Total for Associations and Non-Profits:</b>		<b>\$ 2,843,332</b>
<b>Total Private Grants:</b>		<b>\$ 2,843,332</b>

**Detail of Contract Awards**

**Federal**

---

<b>US Department of Health and Human Services (DHHS)</b>		
<b>National Institutes of Health (NIH)</b>		
<i>National Heart, Lung, and Blood Institute (NHLBI)</i>		
To:	Richard A Kronmal, Professor Biostatistics	\$ 2,125,670
For:	Multi-Ethnic Study of Atherosclerosis	
Eff:	8/15/2012	Classified: No
<i>Total for National Heart, Lung, and Blood Institute (NHLBI):</i>		<i>\$ 2,125,670</i>
<b>Total for National Institutes of Health (NIH):</b>		<b>\$ 2,125,670</b>
<b>Total for US Department of Health and Human Services (DHHS):</b>		<b>\$ 2,125,670</b>
<b>Total for Federal:</b>		<b>\$ 2,125,670</b>

**Associations and Non-Profits**

---

<b>Consortium for Ocean Leadership, Inc.</b>		
To:	John R. Delaney, Professor School Of Oceanography	\$ 6,572,046
For:	Ocean Observatories Initiative: Regional Scale Nodes	
Eff:	1/1/2010	Classified: No
<b>Total for Consortium for Ocean Leadership, Inc.:</b>		<b>\$ 6,572,046</b>
<b>Wake Forest University</b>		
To:	Santica Marcovina, Research Professor Department Of Medicine	\$ 1,114,305
For:	Action to Control Cardiovascular Risk in Diabetes (ACCORD) - Follow-On - Central Laboratory	
Eff:	1/1/2011	Classified: No
<b>Total for Wake Forest University:</b>		<b>\$ 1,114,305</b>
<b>Total for Associations and Non-Profits:</b>		<b>\$ 7,686,351</b>
<b>Total Contracts:</b>		<b>\$ 9,812,021</b>
<b>Grand Total for all Awards</b>		<b>\$ 45,544,945</b>

VII. STANDING COMMITTEES

B. Finance, Audit and Facilities Committee

Actions Taken Under Delegated Authority

Pursuant to the Standing Orders of the Board of Regents, Delegation of Authority, and to the delegation of authority from the President of the University to the Executive Vice President in Executive Order No. 1, to take action for projects or contracts that exceed \$1,000,000 in value or cost but are less than \$5,000,000, the Administration may approve and execute all instruments.

REPORT OF ACTIONS TAKEN UNDER GENERAL DELEGATED AUTHORITY – CAPITAL PROJECT BUDGETS

1. Mechanical Engineering Building Communications Upgrade  
Project No. 202993  
Action Reported: Adopt Budget

On August 7, 2012, the project budget was established at \$1,614,587 for the Mechanical Engineering Building Communications Upgrade project. The original budget established was for design only. This project is designed by ARC Architects, a Seattle firm, with prior UW experience.

This project will upgrade the telephone and data communications system throughout the building. The work includes a new Main Distribution Frame (MDF) room, Intermediate Distribution Frame (IDF) room, distribution infrastructure, and cabling to upgrade the existing Wi-Fi system.

Design will be completed in October 2012. Construction will begin in December 2012 with completion forecast for May 2013.

Funding of \$1,590,102 is provided from the 2011-2013 state biennium budget and \$24,485 from local funding for a total funding of \$1,614,587.

Budget Summary:	Current Approved Budget	Forecast Cost At Completion
Total Consultant Services	\$215,497	\$215,497
Total Construction Cost*	\$1,183,895	\$1,183,895
Other Costs	\$90,128	\$90,128
Project Administration	\$125,067	\$125,067
Total Project Budget	\$1,614,587	\$1,614,587

\* Includes construction contract amount, contingencies and state sales tax.

VII. STANDING COMMITTEES

B. Finance, Audit and Facilities Committee

Actions Taken Under Delegated Authority (continued, p. 2)

Previous Actions Reported:

February 2012                      Select Architect - ARC Architects

2.     Prairie Line Trail – UWT Station Project No. 203131  
          (Previously reported as UW Tacoma Hood Corridor Development)  
          Action Reported: Adopt Budget

On August 23, 2012, the project budget was established at \$3,800,000 for the Prairie Trail Line – UWT Station Project. The project is designed by Atelier Dreiseitl of Portland, Oregon.

This project will construct Phase I of the Prairie Line Trail (former BNSF Right of Way) from South 17<sup>th</sup> Avenue to South 21<sup>st</sup> Avenue as an essential open space and pedestrian and bicycling corridor for the University of Washington Tacoma (UWT) campus and surrounding community. The design will respond to the industrial past of the surrounding area and honor the historical significance of the railroad terminus. The project provides safe and secure pedestrian access to all campus facilities and will create a vibrant, interactive space that responds to the campus mission and master plan. Accommodation for cyclists and pedestrians using the City’s larger Prairie Line Trail is an important feature of the design. Stormwater management and education is another key component of the design.

Design will be completed by April 2013. Construction will begin in May 2013 with completion forecast for December 2013.

Funding of \$1,500,000 is provided from the City of Tacoma via a Washington State Department of Ecology Stormwater Retrofit Grant, \$300,000 from an Energy Savings Performance Contracting (ESCO) Grant, and \$2,000,000 from UWT Reserves, for a total funding amount of \$3,800,000.

Budget Summary:	Current Approved Budget	Forecast Cost At Completion
Total Consultant Services	\$815,377	\$815,377
Total Construction Cost*	\$2,710,125	\$2,710,125
Other Costs	\$65,836	\$65,836
Project Administration	\$208,662	\$208,662
Total Project Budget	\$3,800,000	\$3,800,000

\* Includes construction contract amount, contingencies and state sales tax.

## VII. STANDING COMMITTEES

### B. Finance, Audit and Facilities Committee

#### Actions Taken Under Delegated Authority (continued, p. 3)

#### Previous Actions Reported:

January 2011                      Select Architect - Atelier Dreiseitl

3.     Mary Gates Hall Disability Resources for Students Space Reconfiguration Project No. 203752  
      Action Reported: Award Construction Contract

On August 9, 2012, a construction contract was awarded to Andersen Construction Company (Andersen) of Seattle, Washington, in the amount of \$656,400 for the Mary Gates Hall Disability Resource for Students project. The award included acceptance of two bid alternates totaling \$21,500. Four bids were received for this project; the highest bid was \$730,900. The budgeted construction cost was \$565,500.

Andersen is a Portland, Oregon based general contractor with over 62 years of success in the construction industry. Andersen's Seattle office has successfully completed projects for the University of Washington, including Magnuson Health Sciences Classroom Improvements, UW Medical Center (UWMC) Maternal and Infant Care Clinic ADA Restroom Conversion and UWMC Otolaryngology Clinic. Andersen is currently working on the Samuel E. Kelly Ethnic Cultural Center. They are experienced in high tech, educational, government, health care, and parking structures.

The scope of this project includes renovation of approximately 5,200 assignable square feet in Suite 011 on the ground floor of Mary Gates Hall. The renovation will provide a new testing center and associated staff offices for Disability Resources for Students.

Design was completed in May 2012. Construction began August 2012, with completion forecast for December 2012.

Funding of \$1,201,575 is provided from local sources.



## VII. STANDING COMMITTEES

### B. Finance, Audit and Facilities Committee

#### Actions Taken Under Delegated Authority (continued, p. 4)

Budget Summary	Current Approved Budget	Forecast Cost At Completion
Total Consultant Services	\$216,711	\$204,412
Total Construction Cost*	\$708,520	\$828,959
Other Costs	\$83,890	\$77,325
Project Administration	\$90,879	\$90,879
Total Project Budget	\$1,100,000	\$1,201,575

\* Includes construction contract amount, contingencies, and state sales tax.

#### Previous Actions Reported:

June 2012 Select Architect - Schacht Aslani Architects, and Adopt Budget

4. Magnuson Health Sciences Center F-Wing 3<sup>rd</sup> Floor Lab to Office Conversion Project No. 203788  
Actions Reported: Award Construction Contract and Budget Adjustment

On August 9, 2012, a construction contract was awarded to MBR, LLC of Woodinville, Washington, in the amount of \$1,217,000 for the Magnuson Health Sciences Center (MHSC) F-Wing 3<sup>rd</sup> Floor Lab to Office Conversion project. Five bids were received for this project; the highest bid was \$1,551,600. The budgeted construction cost was \$1,975,241.

On August 21, 2012 the project budget was revised lower due to the bid results, reducing the budget from \$3,300,000 to \$2,899,000. Furniture costs were originally budgeted in "Total Construction Costs" and are now reflected in "Other Costs."

MBR, LLC, is a general contractor based in Woodinville, Washington. MBR is currently working on the MHSC E Court Membrane and Courtyard project directly adjacent to the MHSC F-Wing project. Their experiences have been mostly in light commercial.

This project will convert a group of vacant labs and various storage spaces on the third floor of the MHSC F-Wing into new offices and conference rooms for the School of Public Health and the School of Medicine. Approximately 9,734 gross square feet will be included in the remodel.

## VII. STANDING COMMITTEES

### B. Finance, Audit and Facilities Committee

#### Actions Taken Under Delegated Authority (continued, p. 5)

Design was completed in July 2012. Construction will begin in September 2012 with completion forecast for February 2013.

The project budget is established at \$2,899,000. Funding of \$2,466,210 is being provided by the School of Medicine and \$432,790 from School of Public Health for a total funding amount of \$2,899,000.

Budget Summary	Original Budget	Current Approved Budget
Total Consultant Services	\$480,060	\$404,761
Total Construction Cost*	\$2,498,700	\$1,732,097
Other Costs	\$85,675	\$542,785
Project Administration	\$235,565	\$219,357
Total Project Budget	\$3,300,000	\$2,899,000

\* Includes construction contract amount, contingencies, and state sales tax.

#### Previous Actions Reported:

November, 2011      Select Architect - Perkins + Will and Adopt Budget

#### REPORT OF ACTIONS TAKEN UNDER GENERAL DELEGATED AUTHORITY – ACQUISITION OF GOODS AND SERVICES

##### 1. Action Reported: Acquisition of the Mobetron Portable Intraoperative Electron Beam Treatment System

Under delegated authority, the Director of Procurement Services, or his designee, has executed a contract with IntraOp Medical Corporation on August 17, 2012 to procure a Mobetron Portable Intraoperative Electron Beam Treatment System for the UW Medical Center Radiation Oncology Clinical Services for their IORT (Intra Operative Radiation Therapy) program.

This contract was a sole source due to limited market conditions in that IntraOp Medical Corporation is currently the only manufacturer within the United States that provides the IORT technology.

## VII. STANDING COMMITTEES

### B. Finance, Audit and Facilities Committee

#### Actions Taken Under Delegated Authority (continued, p. 6)

The total contract value including shipping and Washington State Sales Tax is \$1,478,250. The price includes a 23.8% discount off of the published list price of this equipment.

A separate solicitation was completed by Procurement Services and Treasury for a capital lease with PNC Equipment Financing to finance this acquisition over a 5 year term at an annual rate of 1.67 percent.

**VII. STANDING COMMITTEES****B. Finance, Audit and Facilities Committee**UW Medical Center Expansion Phase II – Informational UpdateINFORMATION

The material presented here offers background information on the UWMC Montlake Tower Expansion Phase II project that will be presented to the Board of Regents at the October 2012 meeting. The information in this backgrounder is intended to supplement the presentation to the Board.

This item will be brought forward for financing approval at the November Board meeting.

*Attachments*

1. UWMC Montlake Tower Expansion Phase II Backgrounder
2. Montlake Tower Expansion Phase II Informational Briefing

**UWMC Montlake Tower Expansion Phase II**  
**October 2012**

**Backgrounder**

The UWMC Montlake Tower Expansion (MLT) is a two-phase project. The initial \$170 million phase was approved by the Board of Regents in February 2008. To take advantage of a favorable construction cost climate by building out the shelled floors of Phase II and to accommodate the rapid growth of the oncology program, the budget was increased to \$204 million in January 2010 and by an additional \$11 million in June 2010 for a total of \$215 million. Construction was completed on schedule in July 2012 and the facility is scheduled to begin operations in October 2012.

Due to inpatient capacity constraints impacting the execution on the strategic plan, management is requesting an acceleration of the timeframe to build out the shelled areas. The second phase of the MLT project is expected to begin construction in Winter 2013/2014 and be completed by 2017.

Management has completed an update of the UWMC facility plan for the core campus. The plan integrates the MLT capacity and enhances the operational efficiency for the entire campus.

The total project cost for the revised Phase II is \$186 million and, subject to Regental approval, will be funded with \$50 million in equity and \$136 million from an ILP loan.

Before the project can get underway, the Washington State Department of Health must approve a Certificate of Need for the additional bed capacity that Phase II will create. To apply for this CON, the Board must first approve the financing plan for the project.

Over the last three months, UW Medicine leadership has been working with the Treasury Office on the financial feasibility of this project. This working group has reviewed the Medical Center's long range financial plan and ten year proforma, identified and stress tested key risks, and developed mitigation strategies. The results of this due diligence will be presented to the board in conjunction with a financing action item on November 8, 2012.

It is anticipated that UW Capital Projects Office will be issuing a Request for Proposal for selection of a general contractor/construction manager (GC/CM). The award of GC/CM and approval of the project budget will be brought to the Regents for approval at the February 2013 meeting.

**ATTACHMENT 1**

# **MONTLAKE TOWER (MLT) EXPANSION PHASE II**

## **BOARD OF REGENTS INFORMATIONAL BRIEFING**

---

**OCTOBER 11, 2012**

# DISCUSSION OVERVIEW

- Project Background and Proposed Recommendations
- Proposed Montlake Tower Facility Configuration and Core Hospital Infrastructure Enhancements
- Project Financial Plan
- Next Steps

# BACKGROUND & PROPOSED RECOMMENDATIONS

**2005 -2007 The Project.** The Expansion project was conceived in FY05 and received Board of Regents (BOR) approval in FY08. The scope of work envisioned an 8-story 226,000 square foot patient care services tower to be built in two phases. The BOR approved funding for Phase I and conceptually agreed to Phase II. **Original project cost - \$310 million**

**2010 – Approved Change in Scope to Phase I.** In January 2010, the Board of Regents approved a change in scope to Phase I which included construction of three Phase II shelled floors. Build out of a special air-handling-needs 30 bed Oncology unit was added to the Phase I scope in June 2010. Subsequent Phase II planning was anticipated to begin in FY15 with occupancy occurring in FY17. **Revised project cost - \$305 million**

**2012 Proposed Accelerated Phase II recommendation.** Inpatient capacity has become very constrained and is impacting the ability to execute the strategic plan. Management recommends accelerating the build out of the shelled inpatient floors to increase ICU, Medical/Surgical and Operating Room capacity beginning mid-FY13. **Revised project cost - \$297 million**

**2012 Core Hospital Infrastructure recommendation.** Management has completed an update of the Medical Center's 10-year facility plan for its core hospital campus. The plan integrates the MLT capacity and enhances operational efficiencies for the entire campus. Enhanced infrastructure cost \$104.5 million. **Total revised/expanded project cost - \$401 million**

**Project Financial Plan.** The proposed project financial plan includes \$136 million of long term debt and incorporates the \$401 million capital costs. The plan is being reviewed/stress tested by the UW Treasury.

**CON Approval.** Increasing UWMC licensed beds from 450 to 529 will require Certificate of Need approval.



# PROPOSED CORE HOSPITAL INFRASTRUCTURE ENHANCEMENTS

The recently updated ten year facility plan includes substantial remodeling of the core hospital to maximize the MLT expansion, address future strategic growth and position the UWMC facility for the next decade. Projects include:

- Preparation and recovery space for the operating rooms and second floor procedure areas
- 7EE Clinic space (to accommodate displaced clinics)
- 8SS Neuro-diagnostic Center (including EEG and EMG)
- 8SE Infusion, Satellite Pharmacy & Oncology Clinic

These additional projects are estimated to cost \$104.5 million.

Costs associated with significantly updating the medical center front entrance are not included in the above cost estimate but have been included in the long range capital plan. Front entrance costs are estimated to be \$18 million and will be brought forward as an equity financed project for BOR approval in the next three to six months.

# PROPOSED SOURCES AND USES

(\$ IN MILLIONS)

## Sources of Funds

Equity	\$	105.2	From UWMC reserves
ILP Debt Phase I		160.0	Approved 2008
ILP Debt Phase II		136.1	Regents action in November 2012
<b>Total Sources of Funds</b>	<b>\$</b>	<b>401.3</b>	

## Uses of Funds

Phase I	\$	215.0	
Phase II (original scope)		81.8	Includes savings of \$8.2m from original estimate
Additional Projects Phase II		104.5	
<b>Total Uses of Funds</b>	<b>\$</b>	<b>401.3</b>	

NOTE: Total project cost and debt includes 1% cost of issuance on the ILP draws

# OVERVIEW OF LONG RANGE PLAN

The UWMC Long Range Financial Plan (LRFP) was last updated as a five year projection in the fall of 2011. The current update reflects a 10 year projection in order to fully incorporate the long term impacts of the Montlake Tower.

1. Significant components of the LRFP have been updated to reflect FY12 experience and updated assumptions:
  - Volume and net revenue assumptions
  - Expense assumptions
  - Capital expenditures
  - Financial indicators
  
2. Phase II impacts are included:
  - Accelerated timing of the build out
  - Volumes for Phase II additional capacity
  - Cost estimates for infrastructure work to update existing facility in order to support new volumes in addition to original Phase II work planned in Montlake Tower
  - Proposed debt/equity assumption of funding

# NEXT STEPS

- Concurrence of UW Treasury on debt capacity analysis and proforma – August through October 2012.

Board of Regents informational briefing at the October 11<sup>th</sup> Facilities and Finance Committee.

UWMC Committee of the UW Medicine Board – approval at the October 25<sup>th</sup> meeting.

- UW Medicine Board - approval at the November 5<sup>th</sup> meeting.

- Board of Regents - approval of financing and authority to use the General Contractor/Construction Manager (GC/CM) contracting method at the November 8<sup>th</sup> meeting.

- If Regents approval is obtained, the Certificate of Need application will be filed November 9<sup>th</sup>.

- Board of Regents - approval of GC/CM and project budget at the February 2013 meeting.

**VII. STANDING COMMITTEES****B. Finance, Audit and Facilities Committee**Asset Liability Management Semi-Annual Borrower Reports (SABRe)INFORMATION

This presentation will introduce the Board of Regents to the Semi-Annual Borrowers Reports (SABRe) for major borrowing units: Intercollegiate Athletics, Housing and Food Services, UW Medical Center and South Lake Union (School of Medicine). This presentation is for information only.

BACKGROUND

As part of an effort to increase transparency and provide ongoing on major borrowers, SABRe Reports will be shared with the Regents twice each year. The goal of these reports is to provide the Board with up-to-date information on the financial health of major borrowers and present proforma vs. actual performance for key financial indicators.

Intercollegiate Athletics, Housing and Food Services, and the UW Medical Center will present a debt metric, a cash flow metric and a reserves measure. Where available, these measures will be from audited financial statements and benchmarked against the most recent Regent-approved proforma or current financial plan.

The research campus at South Lake Union will look at actual and projected School of Medicine support, five year growth in reserves and five year growth in grants.

The debt from these entities represents over half of UW's total outstanding debt and developing leading indicators showing changes in financial performance will allow the Regents to see how the entities are responding to a dynamic business and funding environment.

*Attachments*

1. Intercollegiate Athletics Semi-Annual Borrower's Report-October 2012
2. Housing and Food Services Semi-Annual Borrower's Report-October 2012
3. UW Medical Center Semi-Annual Borrower's Report-October 2012
4. South Lake Union Semi-Annual Borrower's Report-October 2012

# Intercollegiate Athletics

## Semi-Annual Borrower's Report - October 2012

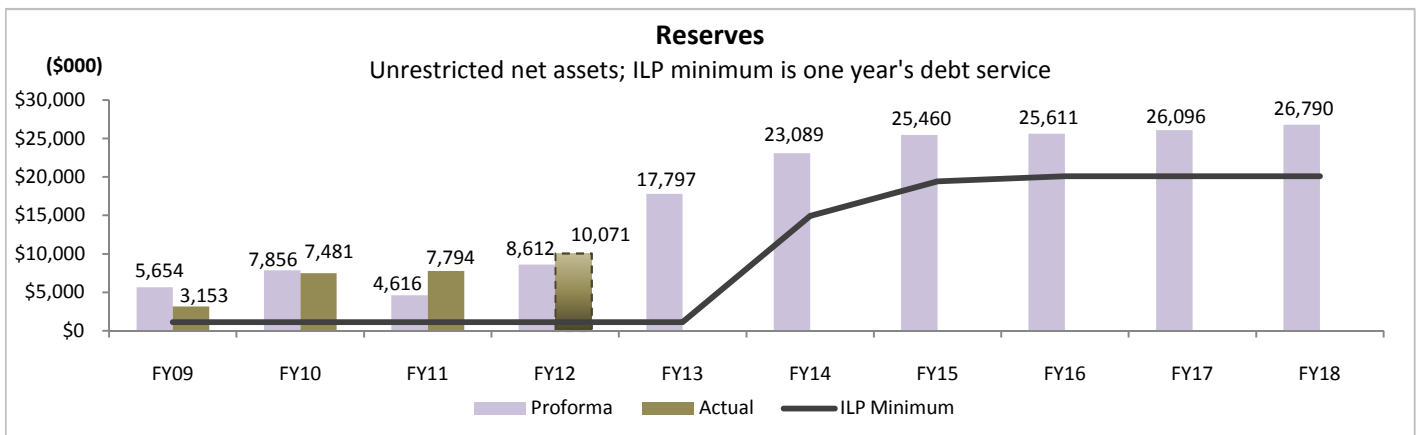
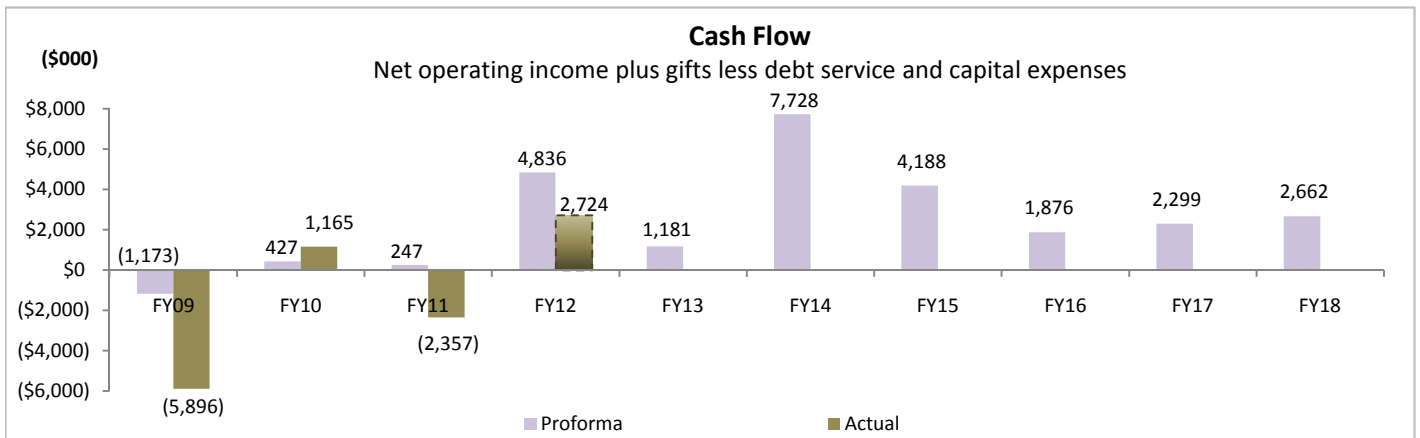
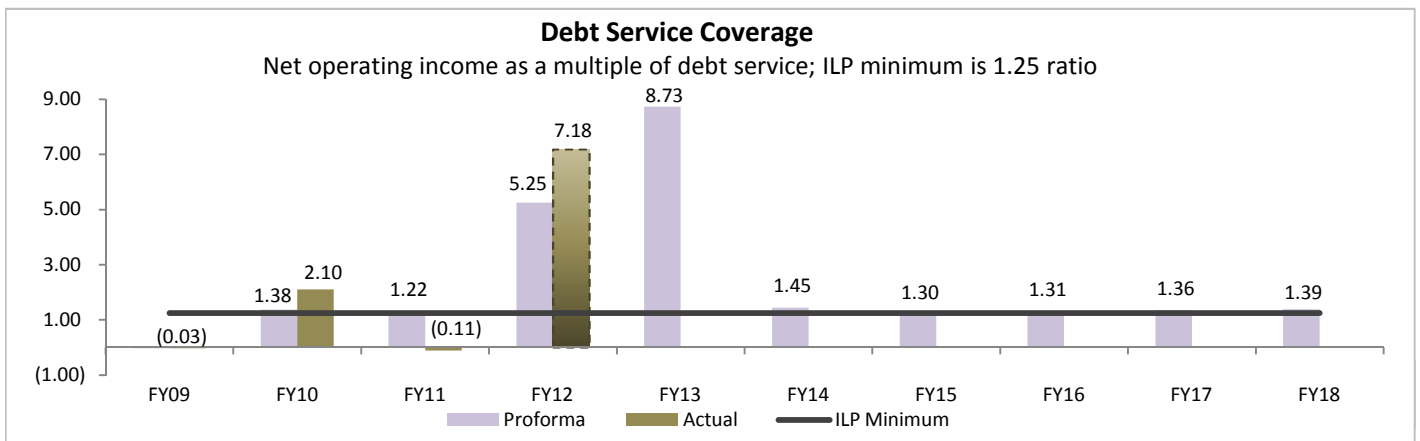
### Summary

New debt service starting in fiscal year 2014 lowers debt service coverage to projected low of 1.30 in 2015. New planned debt, capital expenditures, and loan prepayments reduce future operating reserves below previous projections. Current revenue forecasts exceed previous proforma in the areas of conference TV rights and premium seating contributions in the renovated Husky Stadium.

### Risks and Mitigations

- Lower than projected ticket sales, seat-related contributions, and premium seating revenues would stress system resources.
- Projected debt service coverage near minimum requirement allows little room for revenue shortfalls or unexpected expenses.
- Scaling back capital plan, reducing operating expenditures, and eliminating loan prepayments would help mitigate these risks.

Preliminary actuals for fiscal year 2012. Proforma numbers reflect most recent Regents' action as of that fiscal year end.



# Housing and Food Services

## Semi-Annual Borrower's Report - October 2012

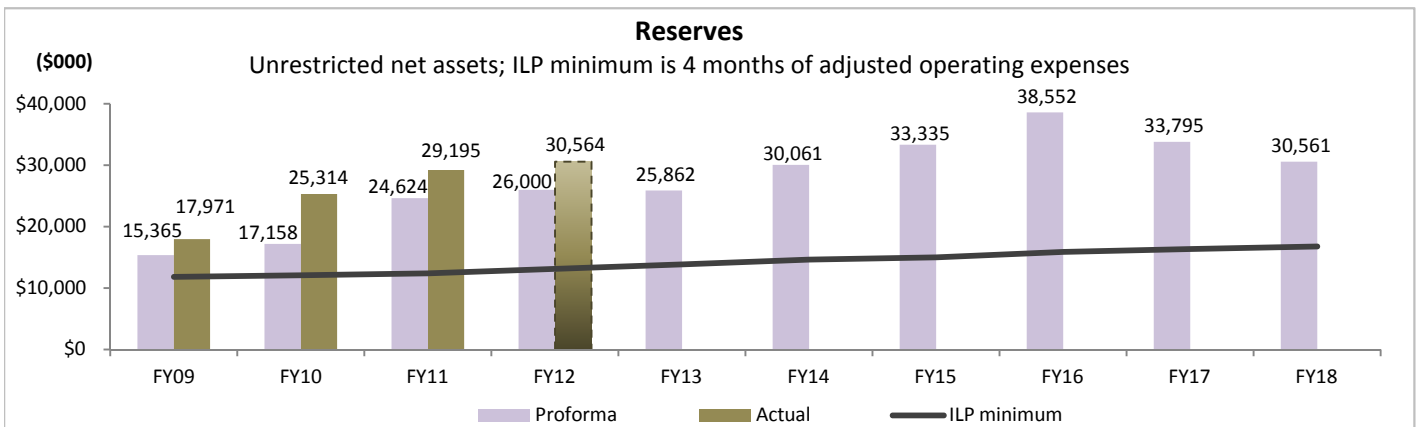
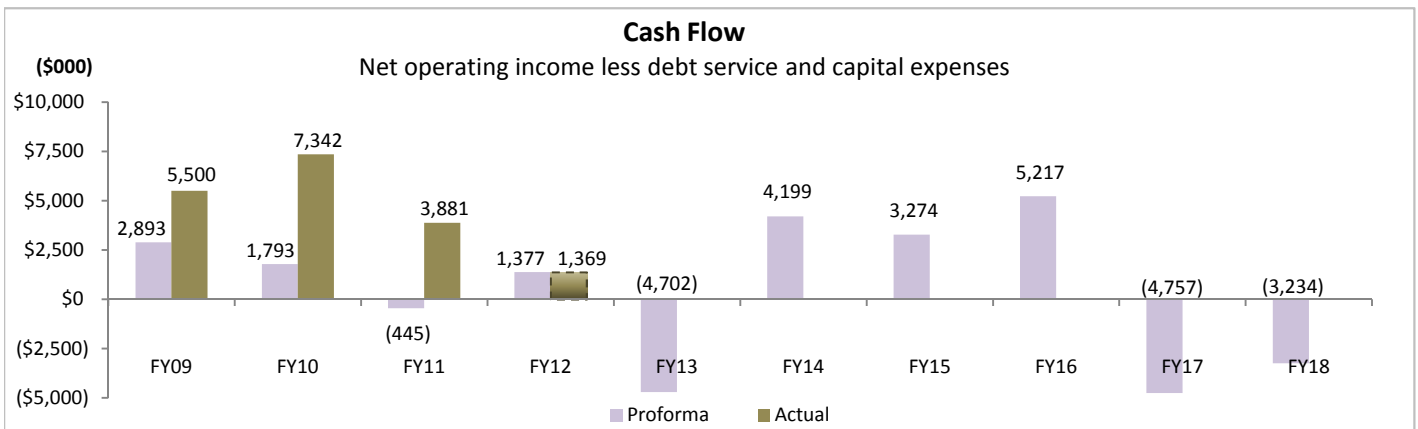
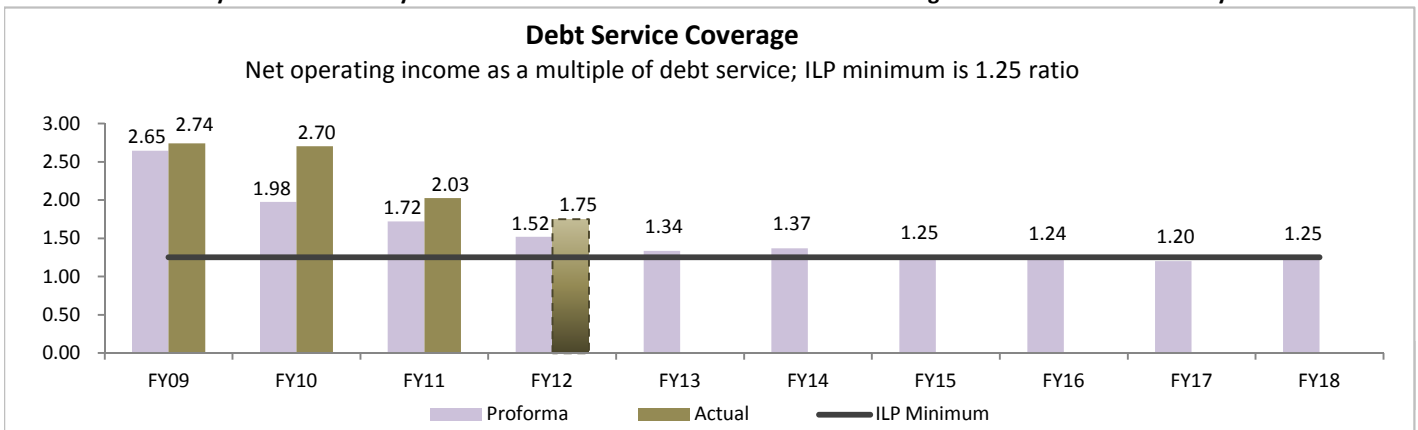
### Summary

There is strong demand for new Phase 1 units. Mercer apartment complex (Phase 2) is scheduled for opening in Autumn 2013. HFS is projected to be at debt capacity through fiscal year 2020 with Housing Master Plan Phases 1-3. Planned Phase 4 will require 1.25 debt service coverage to maintain minimum requirement. To date, financial results have exceeded proforma expectations.

### Risks and Mitigations

- Lower student occupancy levels due to a variety of potential issues such as private market competition, price sensitivity, or a change in UW enrollment plan. However, ongoing monitoring of private market conditions and a phased approach for Mercer occupancy plan will help balance apartment and residence hall space availability across the system.
- Projected negative cash flows in fiscal years 2017 to 2018 for capital expenses assumed in lieu of Phase 4. This risk is mitigated by strong cash reserves in excess of requirement available to offset cash flow deficiencies.

Preliminary actuals for fiscal year 2012. Proforma numbers reflect most recent Regents' action as of that fiscal year end.



# University of Washington Medical Center

## Semi-Annual Borrower's Report - October 2012

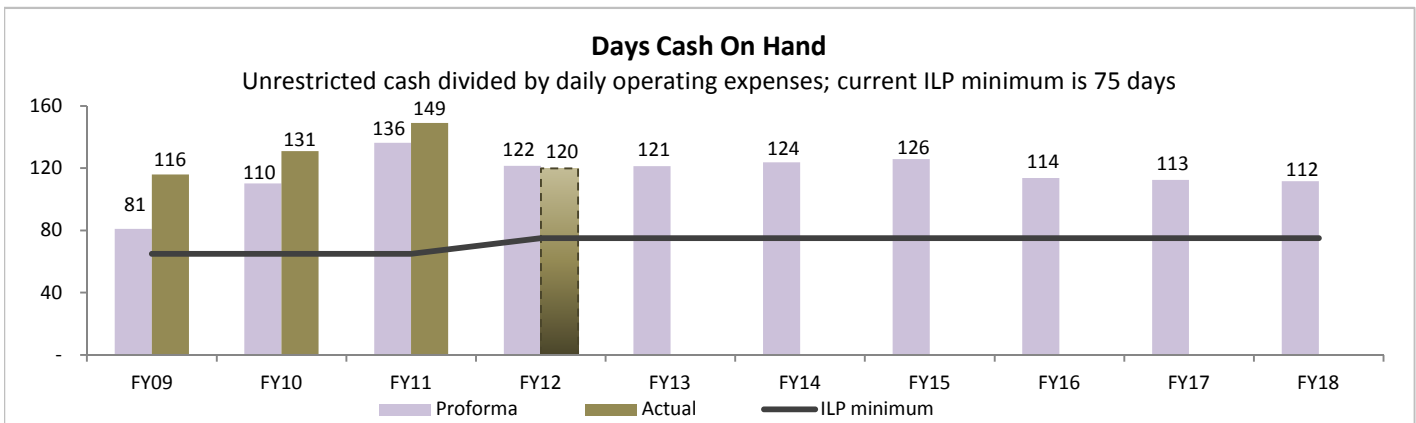
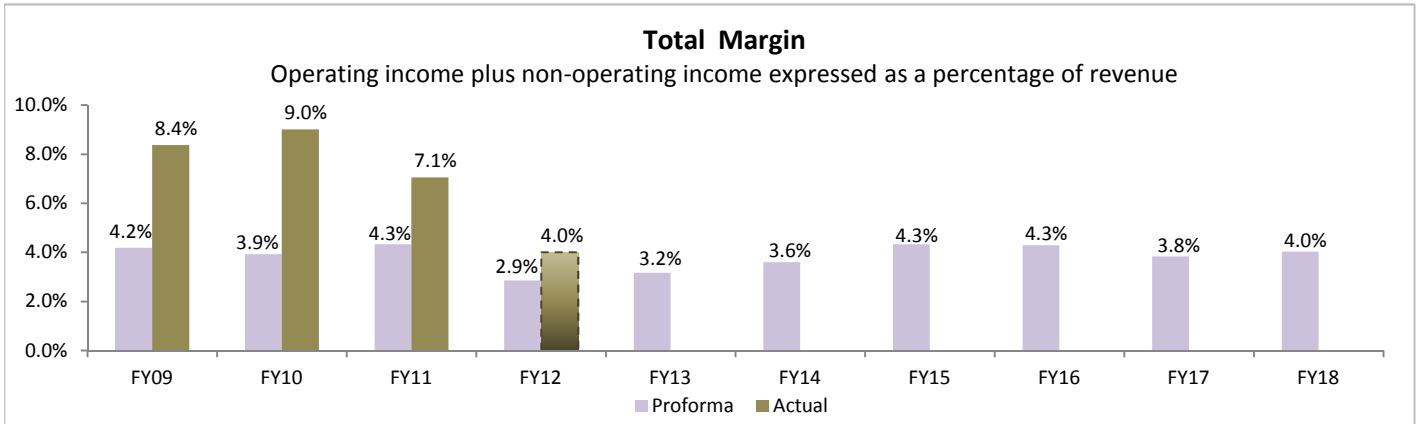
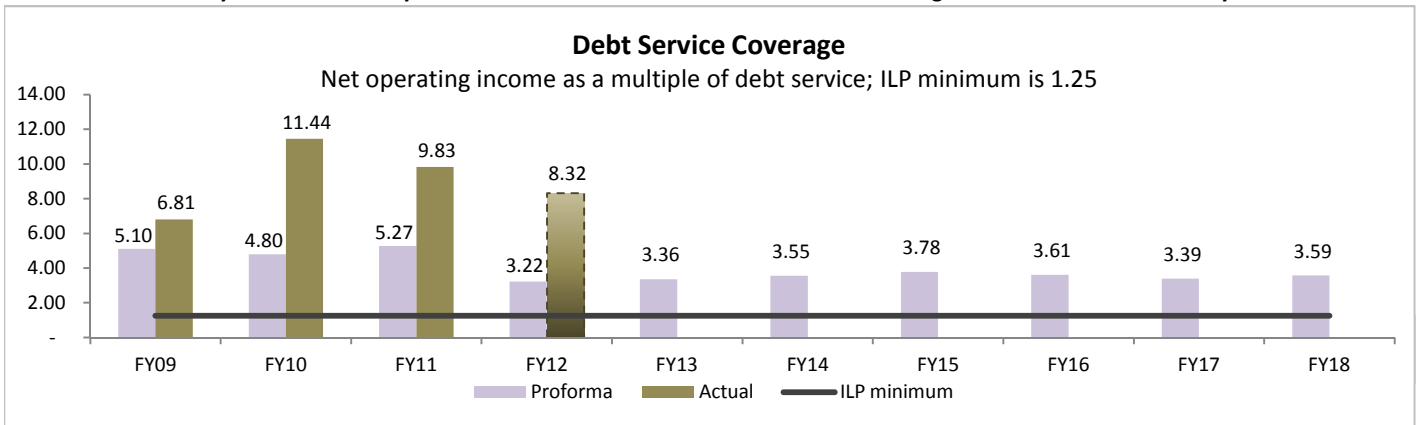
### Summary

- UW Medical Center is exceeding proforma projections in all categories. To-date financial results are consistent with A-rated medical centers.
- Debt service coverage exceeds the 1.25 minimum by a significant margin. With the addition of approved Phase 2 debt, debt service coverage remains well above the minimum.
- Days cash on hand exceeds the current Internal Lending Program (ILP) minimum of 75 days.

### Risks and Mitigations

- Impacts on net revenue from health care reform and State and Federal budget issues. UW Medicine is working with State and Federal officials to identify alternative funding sources and allocation methodologies to mitigate potential reductions.
- Continued success in executing performance improvement initiatives. Standardized infrastructure has been developed and implemented across the system and is supported by leadership, faculty and staff.
- Payer mix and ability to drive elective volumes. Strategic outreach activities are focused on achieving growth in specific areas. Additional payer contracts are being negotiated in the market.

Preliminary actuals for fiscal year 2012. Proforma numbers reflect most recent Regents' action as of that fiscal year end.





# South Lake Union

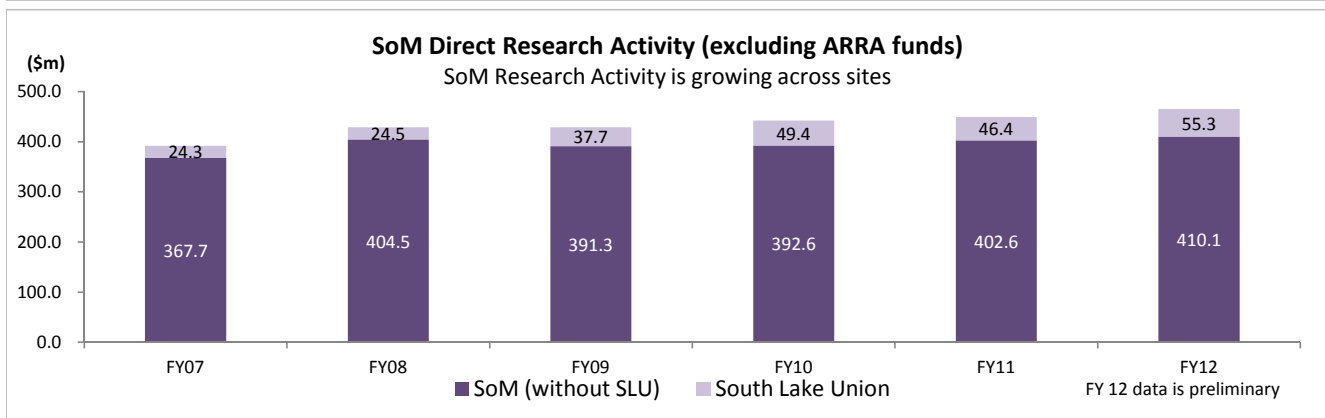
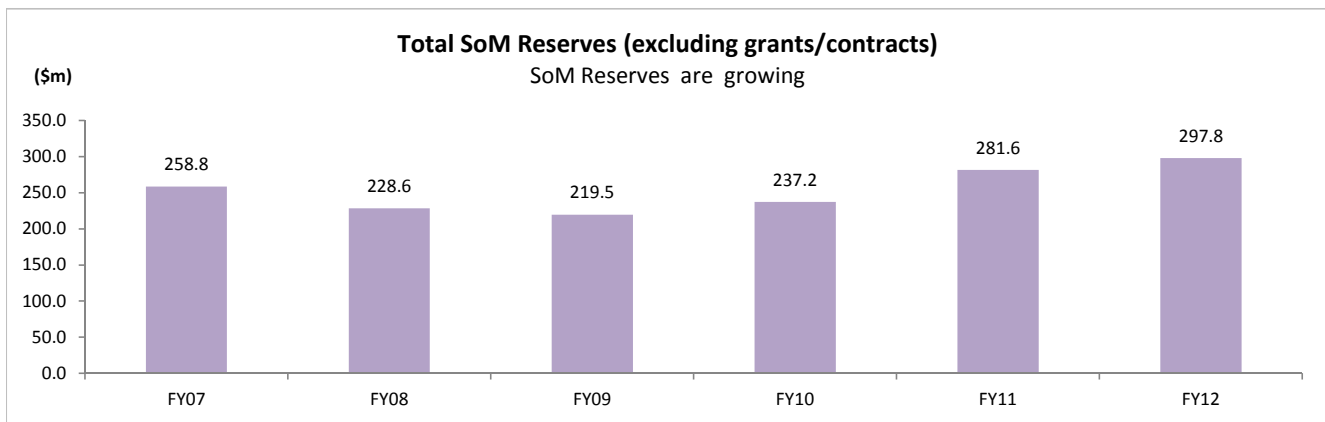
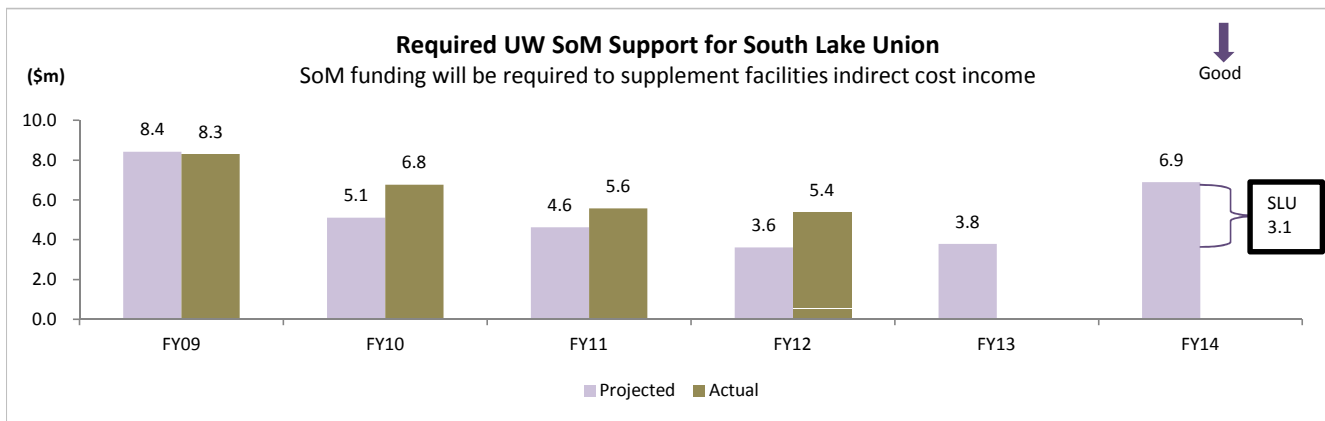
## Semi-Annual Borrower's Report - October 2012

### Summary

- Required School of Medicine (SoM) support for South Lake Union Phases 1 and 2 is higher than proforma projections in fiscal years 2010 to 2012 due to research density lagging proforma projections.
- SoM had sufficient reserves and overall operating budget to fund additional required support in fiscal year 2012. The SoM required support is \$1.75M over the FY12 proforma budget which represents 0.15% of SoM FY12 revenue base and .6% of SoM UW reserves at the end of FY12.
- Federal research was projected at 90% of total research, actual results as of FY11 was 88% federal research as non-federal research was higher than projected at South Lake Union.
- SoM has opportunity to increase research density at South Lake Union with ongoing recruitments.
- Expanded research space capacity at SLU has allowed SoM to successfully expand research activity
- At the same time SoM has also grown its research activity at all other locations as well.

### Risks and Mitigations

- Potential federal research funding cutbacks from debt reduction efforts. UW remains highly competitive for reallocated federal research funding.
- Potential shift from federal research to non-federal research at South Lake Union which could result in lower indirect cost recovery. UW highly competitive for recruiting faculty with federal research funding.



**VII. STANDING COMMITTEES****A. Academic and Student Affairs Committee**

*in Joint Session with*

**B. Finance, Audit and Facilities Committee****UW Strategy for Administrative Systems and Information Management****INFORMATION**

This briefing outlines the UW's strategy for incrementally modernizing its administrative systems and continuing to enhance its information management capabilities. The Board of Regents requested this briefing to provide background and context for the UW's HR/Payroll Replacement project. This presentation is for information only.

**BACKGROUND**

The University of Washington (UW) is a premier global research and educational institution with a \$4.6 billion budget, over 42,000 students, and a large, complex and diverse workforce of 40,000 people including faculty, researchers, clinical personnel, student workers and administrative staff, making it the third largest employer in the state.

Despite the size, scope and complexity of the institution, the UW's legacy administrative systems that support its critical business operations are more than 30 years old and are no longer meeting the University's current business needs. The University has been making incremental enhancements to its systems to keep up with changing business and regulatory requirements, and will continue with this approach. But the University has reached a point where it needs to replace its aging core legacy transactions systems, starting with the human resources and payroll system (HEPPS and other supporting systems).

These legacy systems have limited functionality and are becoming increasingly difficult to upgrade. Resulting operational inefficiencies are negatively impacting the productivity of faculty and staff at every level of the institution. Departments and units have developed hundreds of redundant shadow systems to compensate for missing functionality at considerable cost and effort. University faculty and staff cannot get the information they need to support effective management and decision making.

## VII. STANDING COMMITTEES

### A. Academic and Student Affairs Committee

*in Joint Session with*

### B. Finance, Audit and Facilities Committee

UW Strategy for Administrative Systems and Information Management  
(continued, p. 2)

#### UW STRATEGY

The University is moving forward with a strategy to replace its core legacy administrative systems, starting with the HR/Payroll system. Given the magnitude of the replacement efforts, only one system can be replaced at any given time. In parallel with the HR/Payroll Replacement project, incremental improvements and infrastructure work will continue in the Financial, Student and Research functional areas.

The UW's strategy focuses on building an architecture that minimizes vendor lock-in, where possible, and provides flexible, next-generation functionality to support the UW's current and future business needs. To that end, a combination of commercial solutions, open-source and emerging platforms will be used to enable integration and reporting across the enterprise. The effort is being funded through a combination of operating and capital dollars. Capital funding is included in the UW's One Capital Plan, pending approval by the Board of Regents.

#### KEY INITIATIVES

The following replacement and incremental modernization efforts are currently underway:

- **Replace the UW's legacy HR/Payroll system** (Summer 2011 – Fall 2017)  
The University is moving forward with a project to implement an integrated solution for payroll and human resource management that has the flexibility to respond to complex and changing payroll rules and regulations, as well as the ability to process payroll for all UW employees, including clinical and medical staff. The new system must be able to retain all information about positions, appointments and employees, including a full life cycle of employment—from recruitment to retirement or separation. Key project milestones:
  - Conduct feasibility study (Summer 2011 – Complete).
  - Draft RFP and investment plan (Spring 2012 – Complete).
  - Launch Business Process Redesign (Summer 2012 – Complete).
  - Obtain state approvals for RFP (Summer 2012 – Complete).

## VII. STANDING COMMITTEES

### A. Academic and Student Affairs Committee

*in Joint Session with*

### B. Finance, Audit and Facilities Committee

#### UW Strategy for Administrative Systems and Information Management (continued, p. 3)

- Issue RFP (Fall 2012 – Complete).
- Assess bids and recommend a vendor (Fall 2012 – Fall 2013).
- Seek Board of Regents approval to issue contract (Fall 2013).
- Assuming Regental approval, start implementation (Winter/Spring 2014), with a goal of beginning to deliver functionality in phases, starting in 2017.
  
- **Modernize the student experience**
  - Continue the UW's investment in the Quali Student consortium (authorized by the Board of Regents October 16, 2008), a partnership with peer institutions to develop a next-generation student system.
  - Continue MyPlan Phase 2 with a focus on addressing high-priority needs identified by students, including the addition of time schedule information to support detailed pre-registration planning, advisor created sample plans, and a scaled down mobile version.
  - Continue build-out of financial aid student self-service, building on new features that allow students to track the status of their financial aid and take action on outstanding items that may be blocking their awards (FY13).
  - Initiate Curriculum Management System implementation, to manage information about the UW's curriculum, including requirements, learning objectives and fees (Quali first release November 2010; UW implementation FY13 – FY14).
  - Complete Microsoft Dynamics Customer Relationship Management proof of concept, to improve interactions and communications with key UW constituents, including students and parents (Fall/Winter 2012).
  
- **Deliver high-value Financial system enhancements (FY13)**
  - Expand on current efforts to modernize procurement applications to a broader Procure-to-Pay initiative that makes it easier and more efficient for staff to acquire and pay for goods and services and enables the University to analyze and manage its spending.
  - Continue enhancements to MyFinancial.Desktop, a Web interface that offers staff a convenient way to monitor budget balances, reconcile transactions, build custom reports, plan future budget activities and post expenses online.

## VII. STANDING COMMITTEES

### A. Academic and Student Affairs Committee

*in Joint Session with*

### B. Finance, Audit and Facilities Committee

#### UW Strategy for Administrative Systems and Information Management

(continued, p. 4)

- Expand user access to financial data analytics (Financial Cube) via the Enterprise Data Warehouse.
- Continue enhancements to faculty effort certification and cost sharing that support grant tracking, management and compliance with federal reporting requirements.
- **Invest in Enterprise Information Management (Ongoing)**
  - Continue building out the UW's Enterprise Data Warehouse to provide the University with a "Single Source of Truth," that includes institutionally agreed upon data definitions.
  - Continue to deliver integrated analytics and reports, including data marts like the Financial Cube that provide enhanced decision support analytics.
  - Continue to develop enterprise workflow functionality to automate and streamline business processes.
  - Implement an Enterprise Document Management system to increase efficiencies by capturing, storing and managing electronic content.

# UW Strategy for Administrative Systems & Information Management

Board of Regents Briefing  
October 11, 2012

Kelli Trosvig  
Vice President for UW Information Technology  
and Chief Information Officer

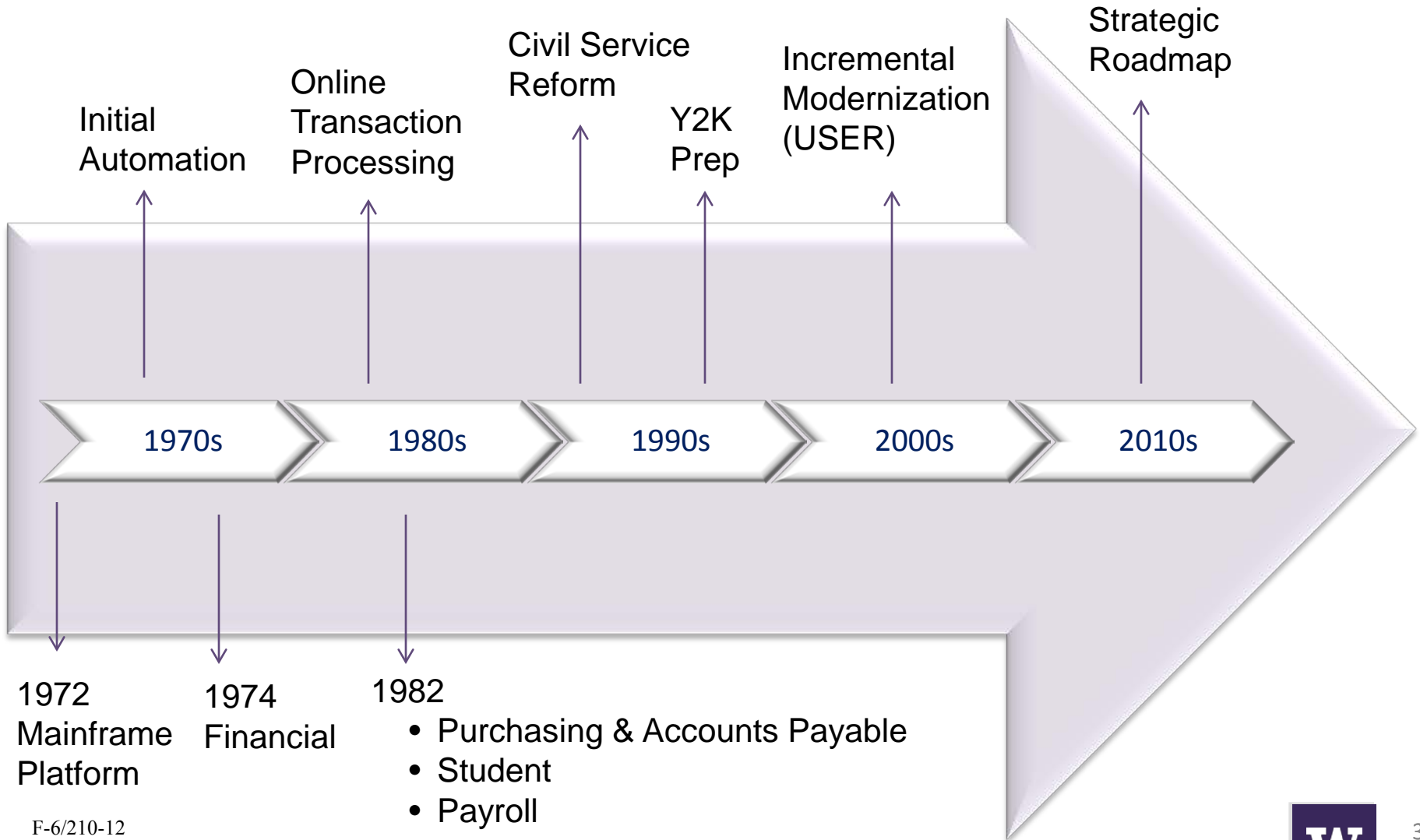
Sara Gomez  
Associate Vice President, Information Management



# Problem: The UW Has Changed

		1982	Current
Annual Revenue		\$552 million	\$4.6 billion
Primary Revenue Sources	State appropriation	28%	8%
	Tuition and fees	13%	13%
	Research grants and contracts	27%	31%
	Patient care	14%	26%
Human Resources	Number of employees	20,000	40,000
	Unionized staff	7,000	17,000

# UW Administrative Systems History





# UW Administrative Systems History



## Online Transaction Processing

Tera Term - keynes.u.washington.edu VT

File Edit Setup Control Window Help

EDU-722I END OF INQUIRY PAF APPOINTMENTS/DISTRIBUTIONS 09-19-2012 \*H\*

NEXT APPT: 01 ID: [REDACTED] NAME: [REDACTED] PAF GEN: 013

APPT DEPT: [REDACTED] OVP OF UW IT UNIT: 0137 TIME CODE: T

JOB CLASS: [REDACTED] ENTRY DATE: 12-01-2011

APPT NO: 01 START DATE: 12-01-2011 END DATE: 99-99-9999 APPT TERM: 09.0 STAT: A

UBU: UBU SHOP: UBU STATUS:

RANGE: 08 STEP: [REDACTED] FULL-TIME RATE: [REDACTED] M/H: M P/U: P CYCLE: S1 % FTE: 100.00

SALARY CHANGE DATE: [REDACTED] 1 ACTUAL FTE: 100.00

APPOINTMENT PAY RATE: [REDACTED] W/S: 0 STATE W/S AMT: [REDACTED] FED W/S AMT: [REDACTED]

	START	STOP	BUDGET	OBJECT	TSK	OPT	PROJECT	POS NO	TYPE	%FTE	DTST	AMT
1	12-01-2011	99-99-9999	143093	0171	ADM	997		0173	REG	100.00	[REDACTED]	[REDACTED]
2												
3												
4												
5												
6												
7												


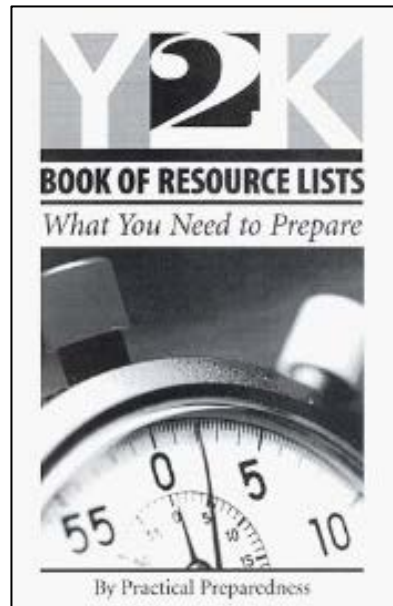
APPROVE (Y/N): [REDACTED] REJECT REASON: [REDACTED]

OTHER APPTS: [REDACTED] UPDATE COMPLETE: [REDACTED] OPTION: 9

# UW Administrative Systems History

1990s

## Externally Driven Changes



# UW Administrative Systems History



## Incremental Modernization (USER)

University of Washington

**Employee Self-Service**

[Job Profile](#)
[Address](#)
[Earnings](#)
[Taxes](#)
[Insurance](#)
[Retirement & Savings](#)
[Vacation & Sick Leave](#)
[Timesheet](#)
[Contacts](#)
[FAQ](#)
[Log Out](#)

**Last Changed: 08-02-2012 \***

If you have a change in your personal or work status (marital status, family members, address, etc.) please contact [benefits@u.washington.edu](mailto:benefits@u.washington.edu) for assistance in updating your records.

**Basic Retirement Plan**

University of Washington Retirement Plan (UWRP)

Contributions	You Pay	University Pays	Contribution Allocation	
Rate (% of gross salary)			Fidelity	100.00%
Current Pay Period			TIAA-CREF	0.00%
Year To Date			Vanguard	0.00%

**Personal Data (used for reporting Benefits)**

Date of Birth	
SSN	

**Supplemental Retirement & Savings**

**Voluntary Investment Program (VIP)**

Not Currently Participating

**Note:** UW employees may participate in both the Voluntary Investment Program and the WSDCP in the same tax year, at the same time. Contact UW Benefits at [benefits@u.washington.edu](mailto:benefits@u.washington.edu) if you have questions.

**Dependent Care Assistance Program (DCAP)**

Not Currently Participating

**Washington State Deferred Compensation Program (WSDCP)**

Not Currently Participating

**Note:** UW employees may participate in both the Voluntary Investment Program and the WSDCP in the same tax year, at the same time. Contact UW Benefits at [benefits@u.washington.edu](mailto:benefits@u.washington.edu) if you have questions.

\* The "Last Changed" date reflects the last recorded change for any of your benefits, including insurance.

[Job Profile](#)
[Address](#)
[Earnings](#)
[Taxes](#)
[Insurance](#)
[Retirement & Savings](#)
[Vacation & Sick Leave](#)
[Timesheet](#)
[Contacts](#)
[FAQ](#)
[Log Out](#)

| Submit | Add Distr Lines | Notes |

| Home | Action Menu | Overview | PERM |

| Print | | Help | Quit |

[redacted]

ID 856-000-816

Student ID [redacted]

Payroll Unit [0137 UW TECHNOLOGY](#)

Home Department Budget  [Ovp Of Uw It](#)

Employment Date

Employee Status [Active](#)

Employment Type [Permanent](#)

UW Service Period

[View Appointment](#)

Job Class

[redacted]

Pay Step

Department Budget

[Ovp Of Uw It](#)

Payroll Unit

[0137 UW TECHNOLOGY](#)

Start Date	End Date	Full-Time Rate	% of FTE	Appt Pay Rate	Actual % FTE	Appt Status
<input type="text" value="12-01-2011"/>	<input type="text" value="99-99-9999"/>	[redacted]	<input type="text" value="100.00"/>	[redacted]	<input type="text" value="100.00"/>	<a href="#">Active</a>

Effective: 12-01-2011

**DISTRIBUTION(S)**

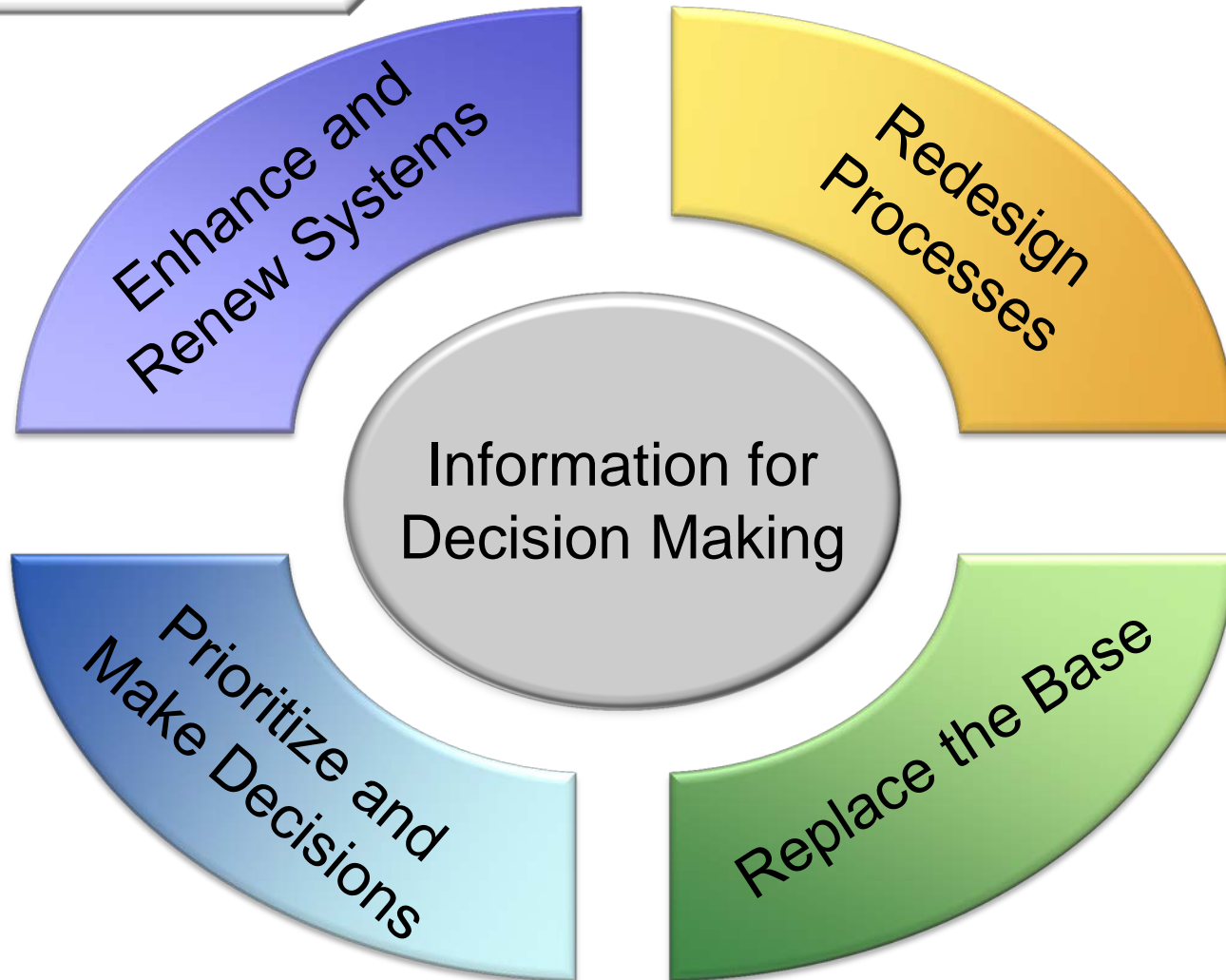
#	Start Date	End Date	Budget	<a href="#">Earn Type</a>	Dist. % FTE	Position # /Sub	Distrib. Amt	Object	S-S Obj	Task	Option	Project
1	<input type="text" value="12-01-2011"/>	<input type="text" value="99-99-9999"/>	<input type="text" value="14-3093"/>	<input type="text" value="REG"/>	<input type="text" value="100.00"/>	<input type="text" value="0173 -"/>	[redacted]	<input type="text" value="0171"/>	<input type="text" value=""/>	<input type="text" value="ADM"/>	<input type="text" value="997"/>	<input type="text" value=""/>
2	<input type="text" value=""/>	<input type="text" value=""/>	<input type="text" value=""/>	<input type="text" value=""/>	<input type="text" value=""/>	<input type="text" value=""/>	<input type="text" value=""/>	<input type="text" value=""/>	<input type="text" value=""/>	<input type="text" value=""/>	<input type="text" value=""/>	<input type="text" value=""/>
3	<input type="text" value=""/>	<input type="text" value=""/>	<input type="text" value=""/>	<input type="text" value=""/>	<input type="text" value=""/>	<input type="text" value=""/>	<input type="text" value=""/>	<input type="text" value=""/>	<input type="text" value=""/>	<input type="text" value=""/>	<input type="text" value=""/>	<input type="text" value=""/>
4	<input type="text" value=""/>	<input type="text" value=""/>	<input type="text" value=""/>	<input type="text" value=""/>	<input type="text" value=""/>	<input type="text" value=""/>	<input type="text" value=""/>	<input type="text" value=""/>	<input type="text" value=""/>	<input type="text" value=""/>	<input type="text" value=""/>	<input type="text" value=""/>
5	<input type="text" value=""/>	<input type="text" value=""/>	<input type="text" value=""/>	<input type="text" value=""/>	<input type="text" value=""/>	<input type="text" value=""/>	<input type="text" value=""/>	<input type="text" value=""/>	<input type="text" value=""/>	<input type="text" value=""/>	<input type="text" value=""/>	<input type="text" value=""/>
6	<input type="text" value=""/>	<input type="text" value=""/>	<input type="text" value=""/>	<input type="text" value=""/>	<input type="text" value=""/>	<input type="text" value=""/>	<input type="text" value=""/>	<input type="text" value=""/>	<input type="text" value=""/>	<input type="text" value=""/>	<input type="text" value=""/>	<input type="text" value=""/>
7	<input type="text" value=""/>	<input type="text" value=""/>	<input type="text" value=""/>	<input type="text" value=""/>	<input type="text" value=""/>	<input type="text" value=""/>	<input type="text" value=""/>	<input type="text" value=""/>	<input type="text" value=""/>	<input type="text" value=""/>	<input type="text" value=""/>	<input type="text" value=""/>

Employee last updated online by [redacted]-2011 06:32:24 [redacted]

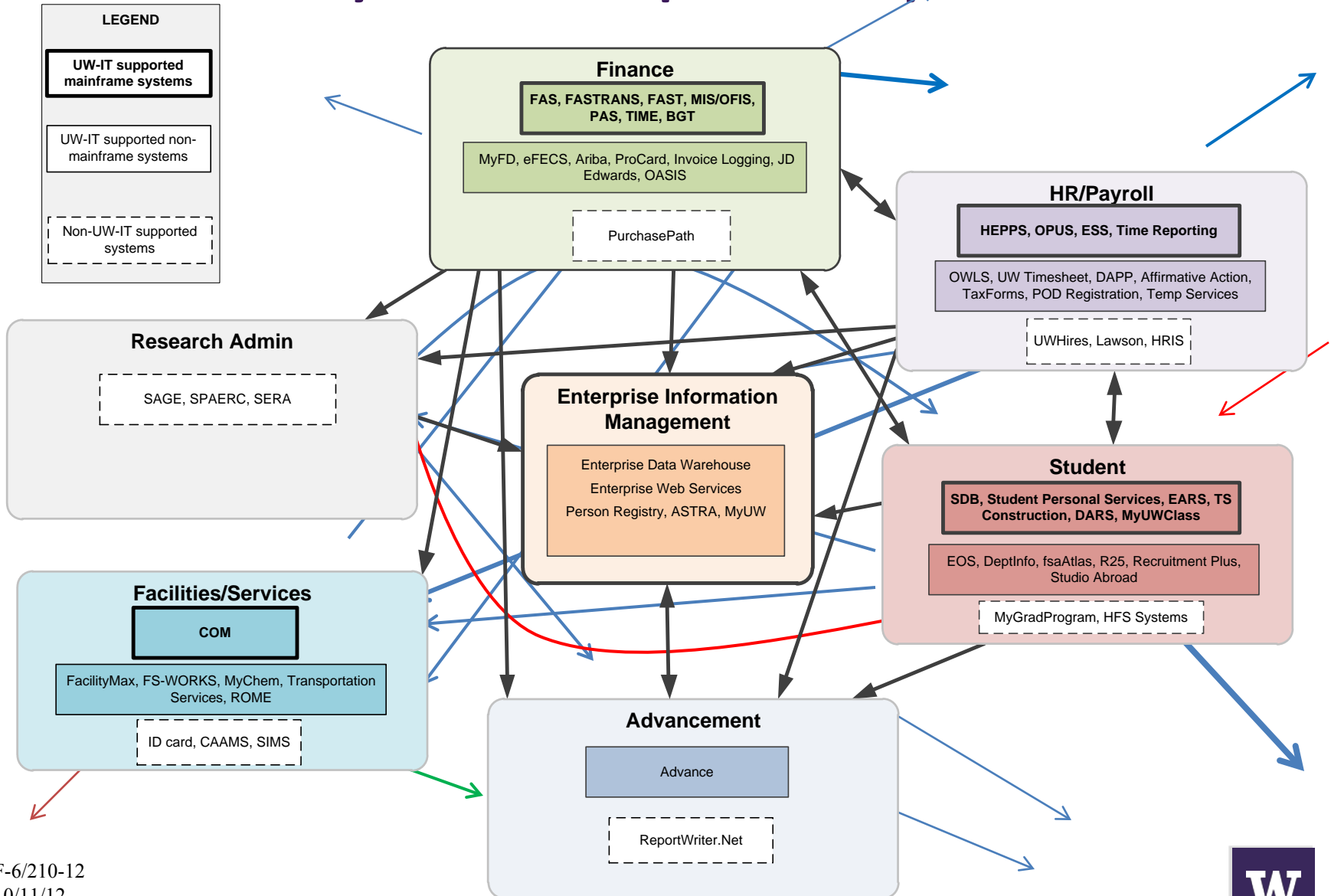
# UW Administrative Systems History

2010s

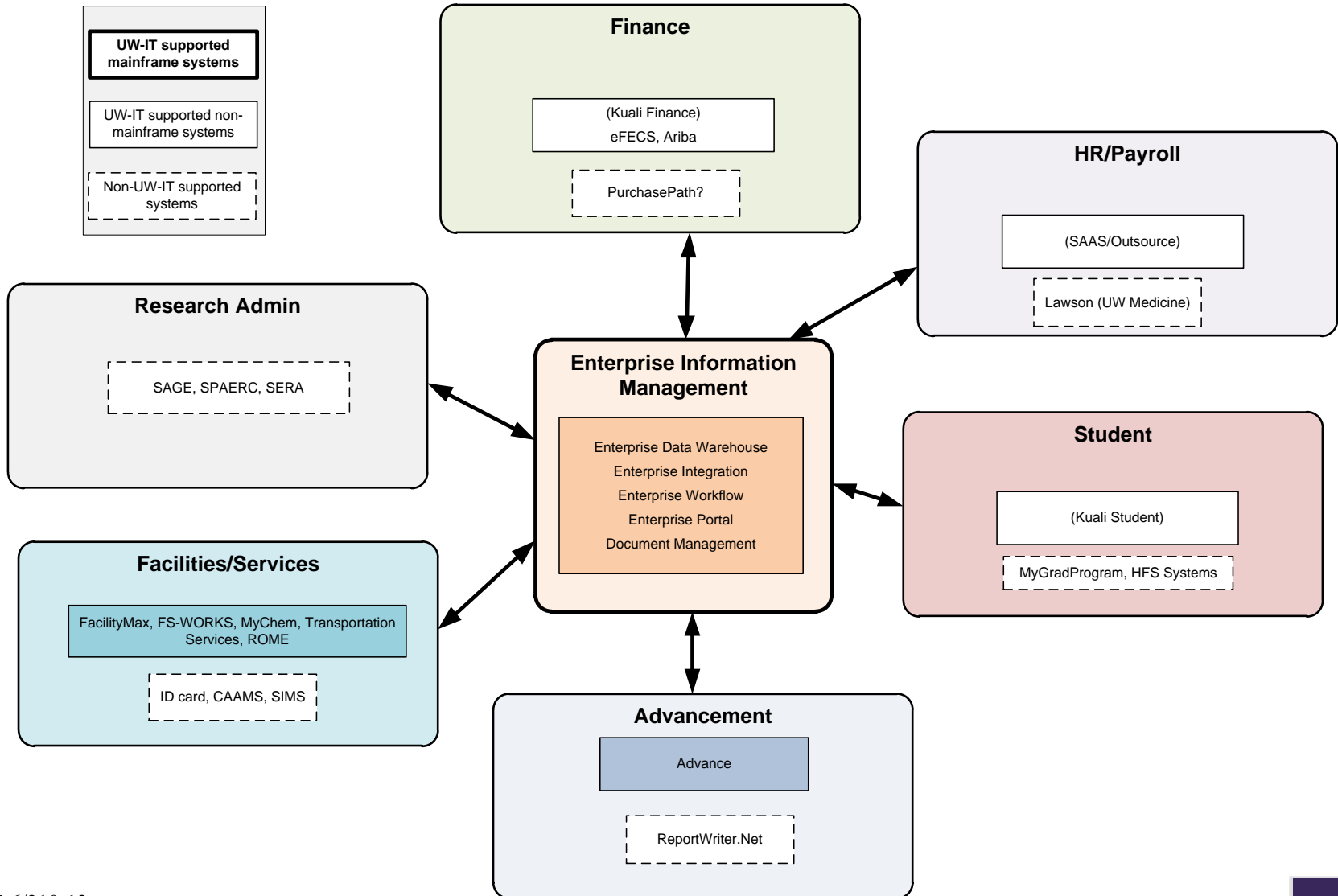
## UW Strategic Roadmap



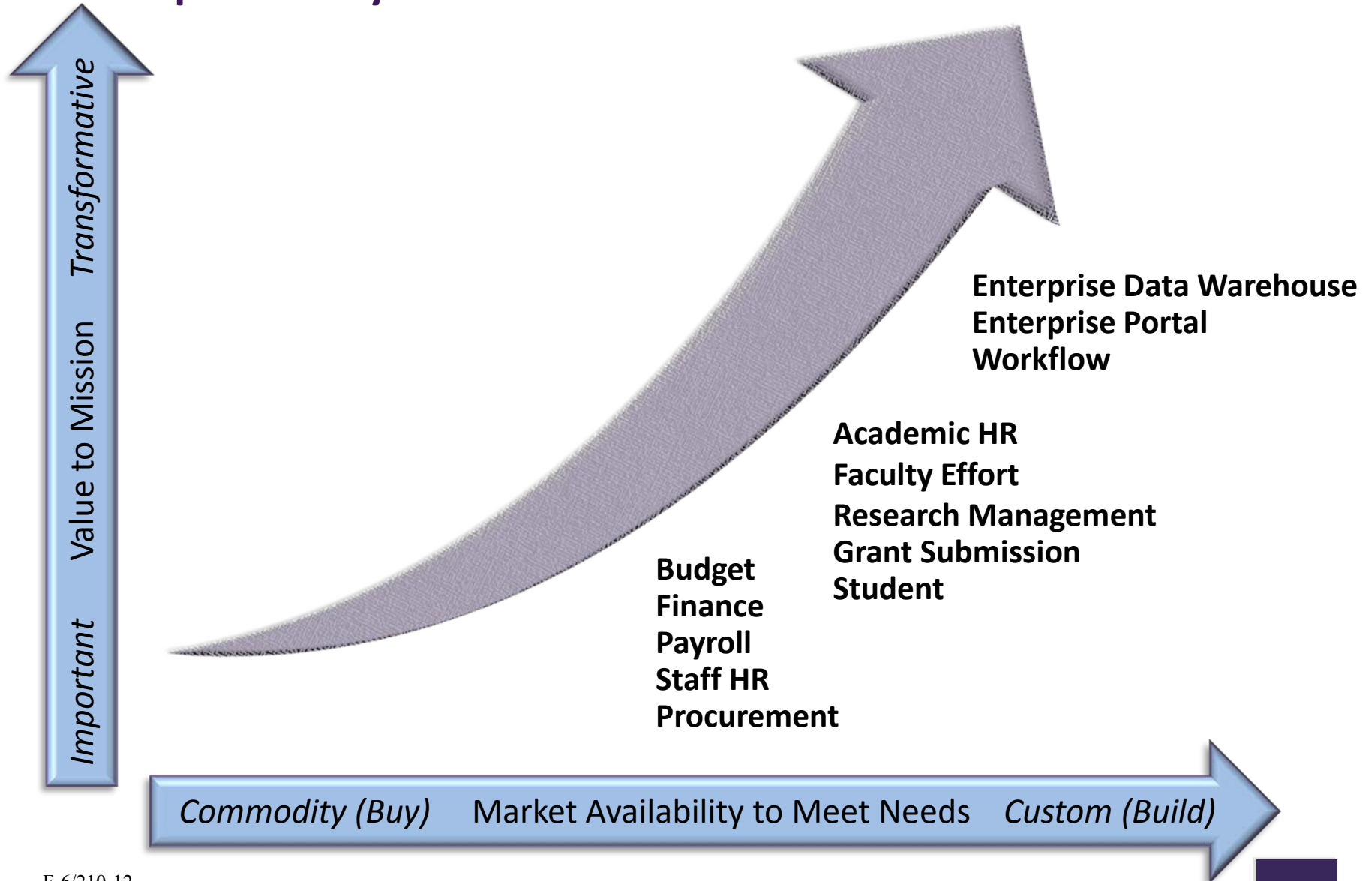
# Today's Enterprise Systems



# Tomorrow's Enterprise Systems



# Enterprise Systems Transformation Framework



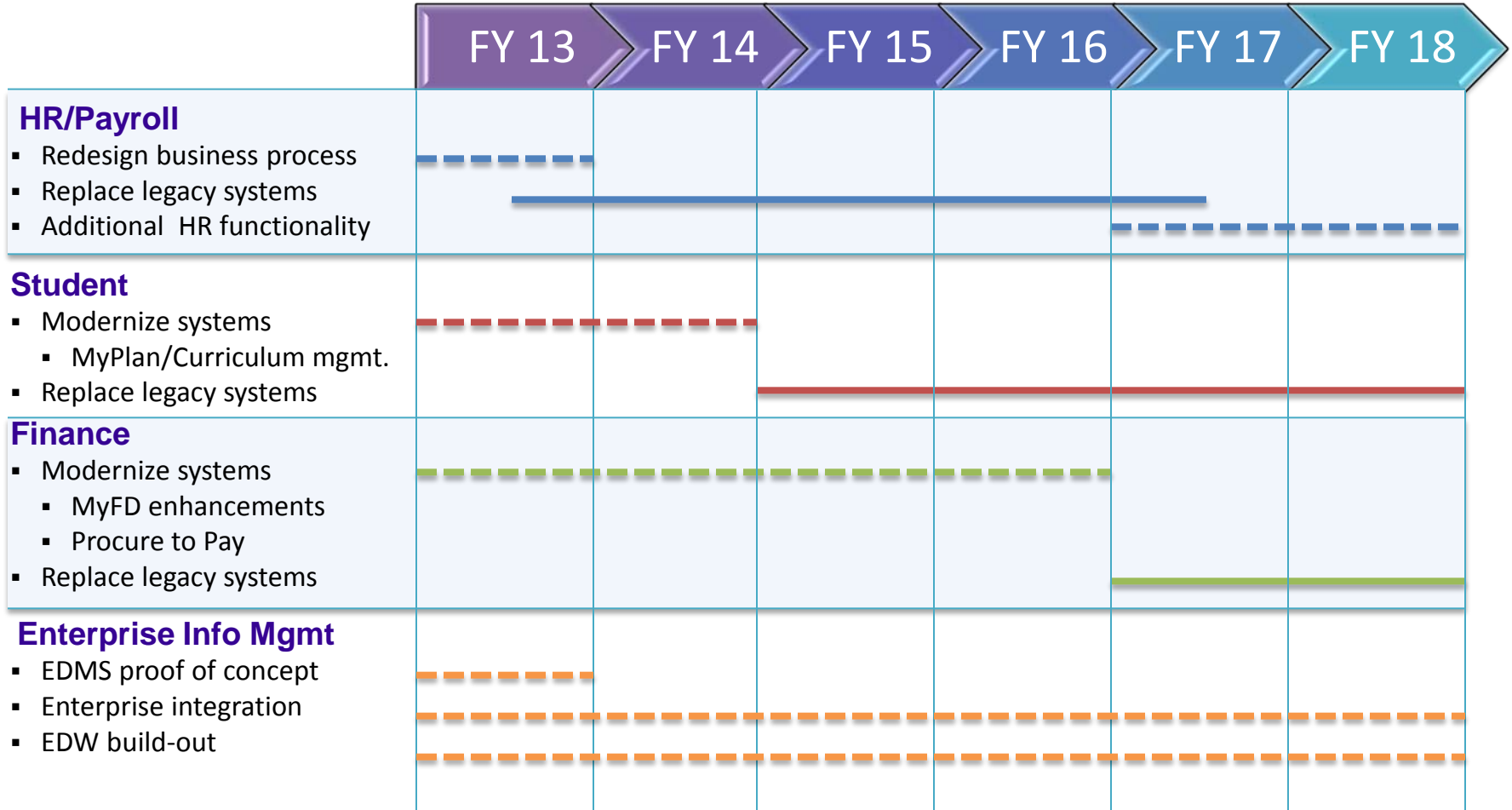


# Peer Benchmarking

Institution	Finance	HR/Payroll	Student
The University of Texas at Austin	Homegrown	Homegrown	Homegrown
Arizona State University	Vendor (unknown)	PeopleSoft	PeopleSoft
The Florida State University	PeopleSoft	PeopleSoft	Implementing PeopleSoft Campus Solutions
Indiana University	Kuali	PeopleSoft	PeopleSoft
University of Michigan	PeopleSoft	PeopleSoft	PeopleSoft Campus Solutions
The Ohio State University	PeopleSoft	PeopleSoft	PeopleSoft Campus Solutions
Penn State	Homegrown	Homegrown	Homegrown
Texas A&M University	Homegrown	Homegrown	Banner
University of Arkansas	Homegrown	Homegrown	PeopleSoft Campus Solutions
University of Washington	Homegrown	Homegrown	Homegrown
Teacher Retirement System of Texas (TRS)	N/A	N/A	N/A

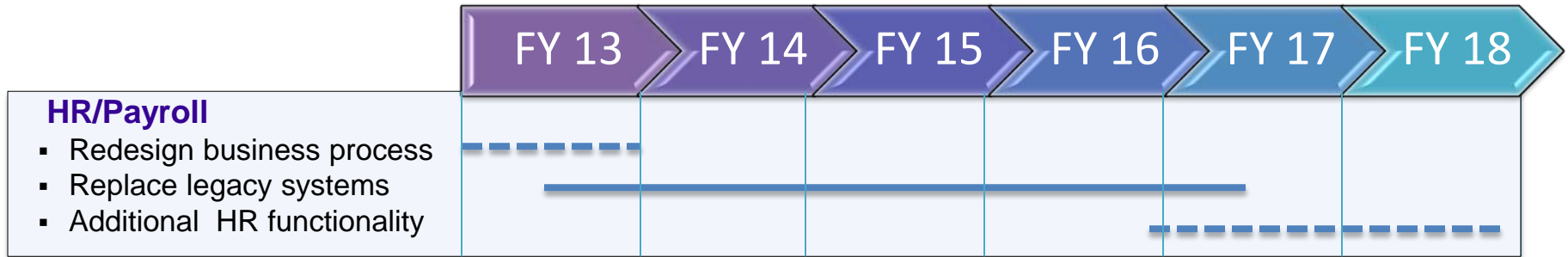


# Roadmap Initiative Timeline



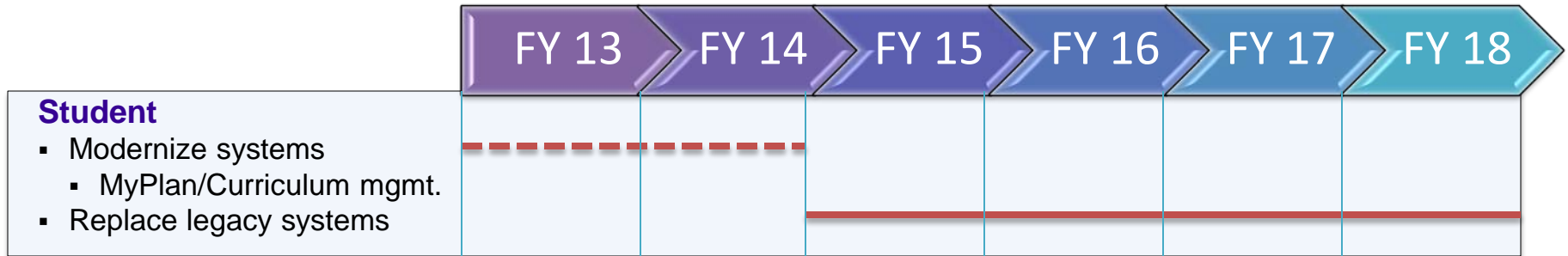
Significant implementation effort  
 Incremental modernization  
 (Ongoing maintenance and production support not represented)

# Roadmap Initiative Timeline



- Launch Business Process Redesign (Summer 2012 - Complete)
- Obtain state approvals (Summer 2012 - Complete)
- Issue RFP (Fall 2012)
- Assess bids, recommend vendor (Fall 2012 – Fall 2013)
- Seek Regents approval to issue contract (Fall 2013)

# Roadmap Initiative Timeline

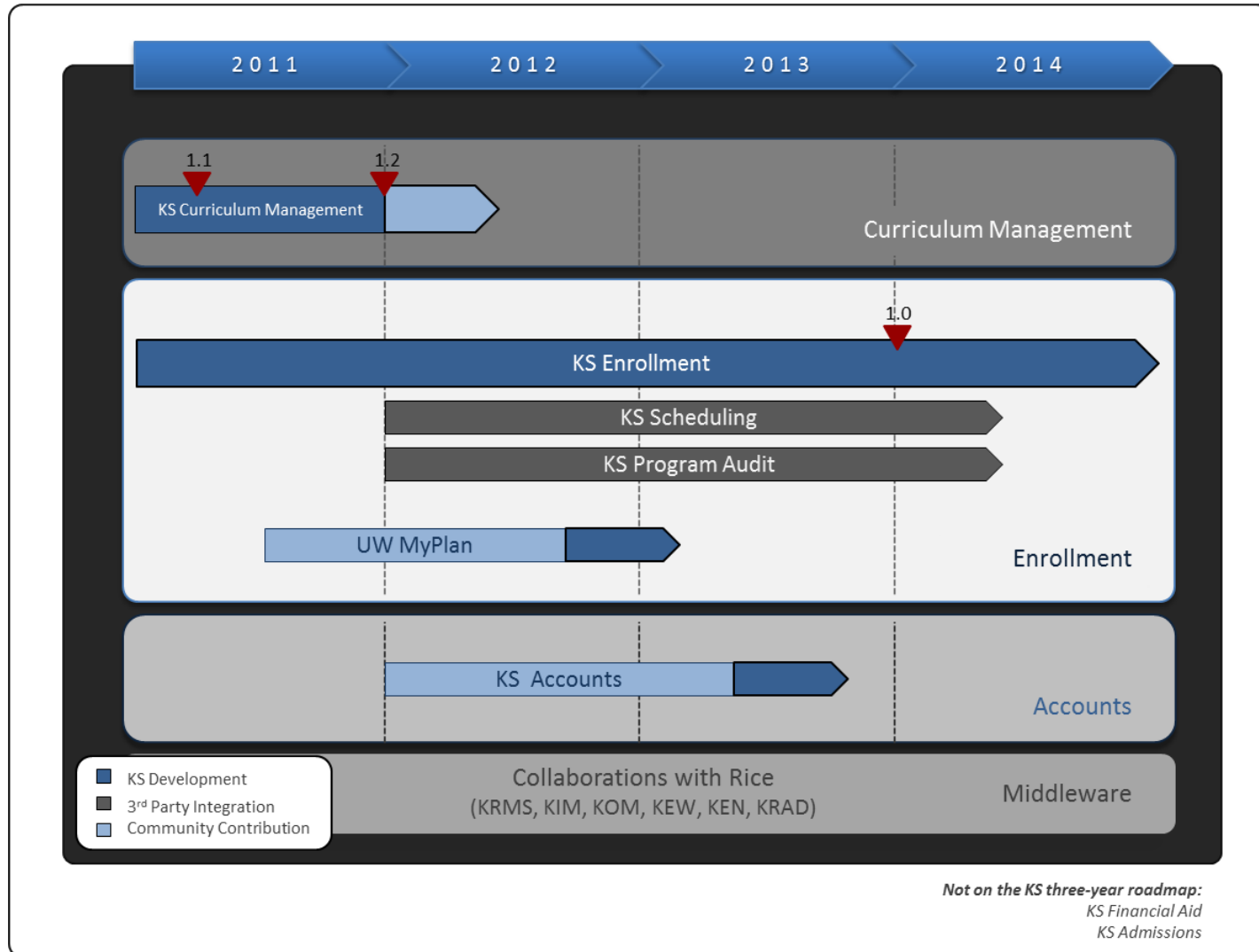


- Incrementally implement Quali Student
- Continue to focus on modernizing the student experience
- Maintain legacy portfolio

———— Significant implementation effort  
----- Incremental modernization

(Ongoing maintenance and production support not represented)

# Kuali Student 3-Year Roadmap



# Customer Relationship Management

Save Collaborate Process Data ExactTarget

Information

- Profile
- Basics
- Background Info
- Tests
- Intentions & Experience
- Tab
- Codes & Ratings
- Notes
- Conflicts Tab

Related

- Common
- Activities
- Closed Activities
- Connections
- Audit History
- Applicant Status
- Workflow Tasks
- Events
- Communication Hist...
- High School Info
- College Info
- FAFSA Information
- Financial Aid Awards
- Academic Interests
- Career Goal
- Extracurricular Info

Contact

**Noah Farrior**

Email Address: nfarrior89@gmail.com Preferred Method of Contact: Any Owner: Julie Neilson

**Profile**

**Noah Farrior**

Male Web Create Account - Default Create Account Form  
 DOB: 12/28/1993 2013 Fall Term  
 (717) 555-5644 (Home Phone) Undergraduate  
 nfarrior89@gmail.com Bachelors of Arts in Philosophy  
 5106 Jonestown Rd, #1 Full Time  
 Harrisburg, Pennsylvania 17112 Julie Neilson  
 United States Main Campus

**RECENT COMMUNICATIONS**

Subject	Activity Type	Date
Pls call Noah ASAP!	phonecall	9/24/2012
Residency Documentation received.	datatela_itemreceived	8/7/2012
Noah, we've received your application for admission!	email	5/24/2012
Application Ready for Review	task	5/24/2012
Thanks for your application!	phonecall	5/24/2012

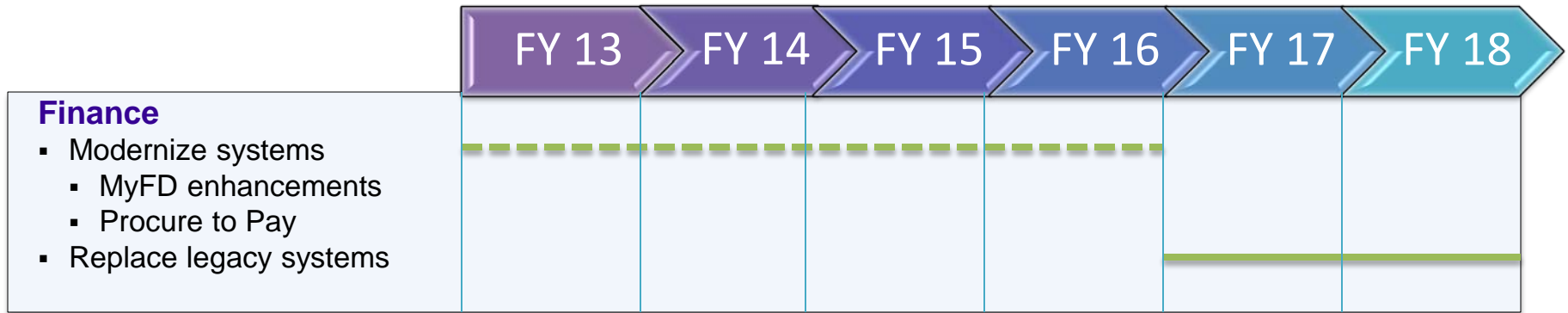
Application Status: STARTED, SUBMIT, MARK COMPLETE, EXPORT TO PDF, Accepted on

Desirability: 97 Probability: 74

Status: Active

Contact profile shows recent communications

# Roadmap Initiative Timeline



- Continue to incrementally modernize
- Focus on efficiencies for campus and compliance
- Maintain legacy portfolio



Significant implementation effort  
Incremental modernization

(Ongoing maintenance and production support not represented)

# My Financial Desktop Automated Journal Vouchers

MyFinancial.desktop Navigating Finances at the UW

Home > Reports > RECONCILIATION

View Budget # [REDACTED] Jun << July 2012 Aug >> GO

Reconciliation Status: **In Process (Rejected)** >> Reconcile > Review > (Optional) 2nd or PI Review

Reporting Period: July 2012 (Closed)

RESEARCH AND INSTR SVC Budget period: 07/01/2011 - 06/30/2013 Status: Open to revenue and expenditures PI: N/A

Account Code	Description	Tran Date	Ref1	Ref2	Ref3	Ref4	FTE	Amount	Task	Opt	Project
03	OTHER CONTRACTUAL SERV							\$310.00			
05	SUPPLIES AND MATERIALS							\$661.60			
05-40	NONCAPITALIZED EQUIP							\$340.33			
05-40-00	CDW GOVERNMENT INC	07/16/2012	EI0239464	99494685	M998636	99494685011		\$136.96	999	999	99999Y
	Comment: Mag card readers for Drama										
05-40-00	CDW GOVERNMENT INC	07/17/2012	EI0239941	99494785	N057752	99494785013		\$203.37	999	999	99999Y
	Comment: Docking station for Stephanie Wright										
05-43	COMPUTING SUPPLIES							\$33.72			
05-64	OFFICE SUPPLY/PAPER							\$143.39			
05-99	MISCELLANEOUS							\$144.16			
05-99-00	W W GRAINGER INC	07/02/2012	EI0234649	99493285	9865459995	99493285625		\$15.67	999	999	99999Y
	Comment: First aid kid supplies for OUGL										
05-99-00	W W GRAINGER INC	07/13/2012	EI0236034003	99493285634				\$40.07	999	999	99999Y
	Comment: J...										
05-99-00	OFFICE SUPPLY/PAPER	07/13/2012	EI024089210	99494185503				\$88.42	999	999	99999Y
	Comment: Ac...										

My FD Automated Journal Vouchers will automate all internal UW transactions so at the click of a button, authorized users can electronically move funds between budgets



# Procure to Pay

**Non-Catalog Ordering and Non-PO Invoices will allow campus users to order good and services taking advantage of the eProcurement features like approval flow, electronic order routing, and electronic invoicing**

**Common Actions**

- Create**
  - Requisition
  - PO-based Invoice
  - Non-PO Invoice
  - Credit Memo
  - More...
- Manage**
  - Reconcile Invoice
  - Core Administration
  - Reports
  - More...

**Recently Viewed**

- ER15805 Expe... to 9/19/2012
- INV120917Dem...Demo Sept. 17
- XR182 Test
- S535369 AN issue
- ER15574 Cris...2-10/5 - 2011
- More...

**Search**

**Catalog**

- Card Application
- Card Limit Increase
- Expense Report
- Travel Profile
- Reimbursement
- More...

**Office Depot Punchout (1)**  
See items ...

**Office Supply Catalogs**  
Office Depot Punchout (1)  
Keeney's Office Punchout (1)

**CDW Government Punchout (1)**  
See items ...

**Computers / AV Equipment Catalogs**  
Dell Catalogs Punchout (1)  
GovConnection Punchout (1)  
Tech Depot Punchout (1)  
Troxell Communications Punchout (1)

**Praxair Punchout (3)**  
See items ...

**Maintenance and Repairs Catalogs**  
Clark Security Products Punchout (1)  
Digi Key (1)  
Excel Safety Supply (1)

**Life Sciences Catalogs**  
Fisher Punchout (1)  
VWR Punchout (1)  
Sigma Aldrich Punchout (1)  
More ...

# Electronic Faculty Effort Certification

eFECS

[Help](#)  
[Feedback](#)  
[Logout](#)

**Faculty Effort Report**  
 JANE G FACULTY (ifaculty)  
 EID: xxx-xxx-xxx  
 Dept: XXXXXXXX - DEPARTMENT

Reporting Period:   
 Complete By: xx/xx/xxxx  
 Avg. Paid FTE: 100.0%

[How to Certify](#)  
[Cost Share Key Terms/Instructions](#)

+	Salary Source(s)	Compensation Dist.	Salary	Total
<b>Subtotal</b>				
	Sponsored Programs		\$23,062	
	20-7321 wARRA ENGINEER		\$5,722	
	61-4512 OBSERVATORY		\$8,670	
	62-0302 DOE		\$2,167	
	63-9533 EXCELLENCE		\$6,503	
<b>Subtotal</b>				
	Other Salary Sources		\$150,404	
	09-2201 MORE RESEARCH		\$81,844	
	ENGINEERING		\$15,815	
	RESEARCH		\$52,745	
<b>Totals:</b>			<b>\$173,398</b>	

Do not certify this FEC if adjustments are required that will impact sponsored effort dollars and/or percentages. Please contact your department's FEC Coordinator.  
[Find an FEC Coordinator for your Department](#)

**Faculty Effort Certification**

Faculty, Jane G  
 EID: xxx-xxx-xxx  
 Home Department: XXXXXXXXX DEPARTMENT

Avg. Paid FTE: 100.0%  
 Reporting Period: 07/01/2011 - 12/31/2011  
 Complete by: 03/27/2012

Salary Source(s)	Compensation	Salary Cap	Cost Share	Total
Description	Distribution	Effort	Effort	Effort
Subtotal of Sponsored Programs				
	13.3%	0.0%	0.0%	13.3%
20-7321 wARRA Engineer	3.3%	0.0%	0.0%	3.3%
61-4512 Observatory	5.0%	0.0%	0.0%	5.0%
62-0302 DOE	1.3%	0.0%	0.0%	1.3%
63-9533 Excellence	3.8%	0.0%	0.0%	3.8%
Subtotal of Other Salary Sources				
			0.0%	88.7%
Total of All Activities				
				100%

Key to cost share types - M: Mandatory; R: Voluntary Committed; K: K-Award; S: Long-Term Shift; SS: Short-Term Shift

Having suitable means of verification, I hereby certify that the payroll distribution above represents a reasonable reflection of effort devoted.

If your FEC represents a reasonable reflection of your actual effort, click 'Begin Certification'

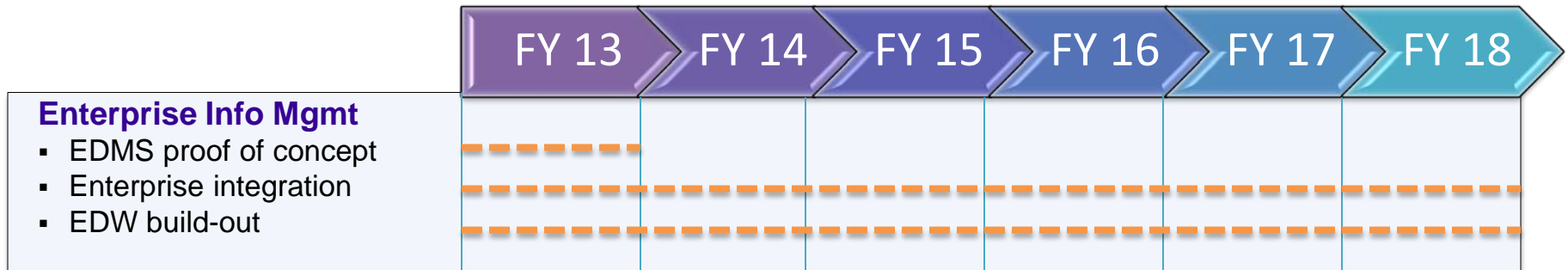
Begin Certification

This action cannot be undone and any changes to this FEC will require processing a recertification.

Do not certify this FEC if adjustments are required that will impact sponsored effort dollars and/or percentages. Please contact your department's FEC Coordinator. Continue to Certify?

Ready to Certify your effort? Click 'Yes, Certify'  
 Your FEC is now Certified  
 You will be returned to your Online FEC

# Roadmap Initiative Timeline




- Critical to our administrative systems replacement strategy
- Plays a key role in our data integration strategy and enterprise reporting

———— Significant implementation effort  
----- Incremental modernization

(Ongoing maintenance and production support not represented)

# Enterprise Document Management



Store Online



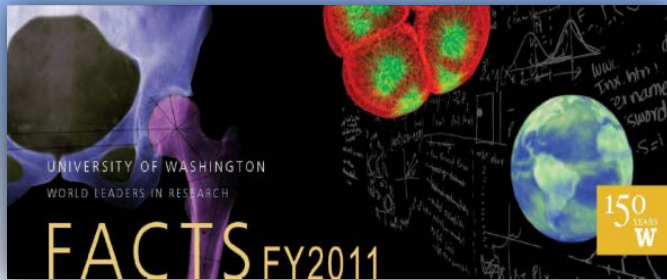
View Online



Process  
Online

# Enterprise Data Warehouse

## Expanding UW's data assets




Currently focused on new research administration data



Certified, institution-wide definitions let us speak one language

# Common Data Definitions

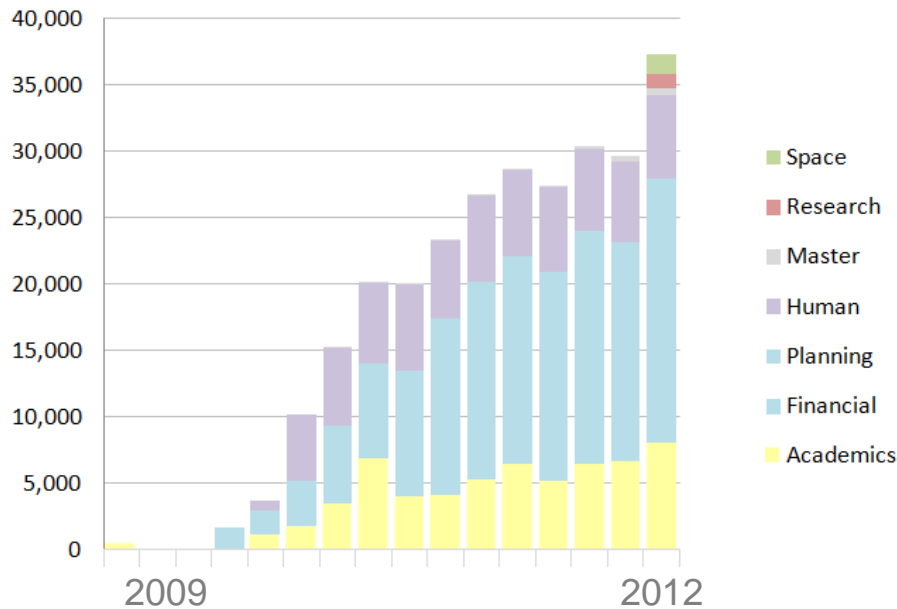
How many students attended UW last quarter?



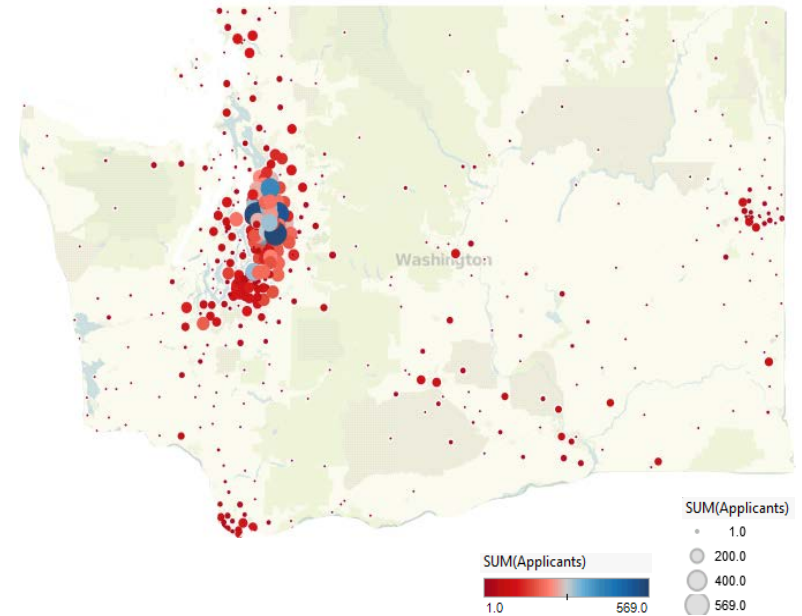
**Precision is required** in questions, and in term definitions

# Business Intelligence

To deliver better information to decision makers



Self-service report  
usage grows to over  
120,000 runs annually



UW applicants from Washington, by Zip - Autumn 2012

New ability to visualize  
data promotes discovery

Big Fast Data p.10 ■ Self-Service Help Desks p.14 ■ Tech and College Cost p.34

# CAMPUS TECHNOLOGY

Empowering  
the World of  
Higher Education

July 2012

# 2012



# INNOVATORS AWARDS

WE SHINE A LIGHT ON 10 INSTITUTIONS  
THAT ARE MODELS OF TECHNOLOGY  
INNOVATION ON CAMPUS p. 18

CT2012  
CONFERENCE  
ISSUE

campustechnology.com Volume 35 Number 11

