



**September 6, 2012**

**TO:** Members of the Board of Regents  
Ex officio Representatives to the Board of Regents  
**FROM:** Joan Goldblatt, Secretary of the Board of Regents  
**RE:** Schedule of Meetings

**WEDNESDAY, SEPTEMBER 12, 2012**

**5:30 p.m. President's Residence DINNER FOR REGENTS,  
AND OTHER GUESTS**

**THURSDAY, SEPTEMBER 13, 2012**

**8:30 to 9:50 a.m. 142 Gerberding Hall FINANCE, AUDIT AND FACILITIES  
COMMITTEE: Regents Smith (Chair), Jewell,  
Shanahan, Simon**

**10:00 to 11:30 a.m.\* 142 Gerberding Hall ACADEMIC AND STUDENT AFFAIRS  
COMMITTEE: Regents Harrell (Chair), Ayer,  
Cole, Gates, Jordan**

*in Joint Session with*

**FINANCE, AUDIT AND FACILITIES  
COMMITTEE: Regents Smith (Chair), Jewell,  
Shanahan, Simon**

**11:40 a.m. to 12:45 p.m.\* 142 Gerberding Hall ACADEMIC AND STUDENT AFFAIRS  
COMMITTEE: Regents Harrell (Chair), Ayer,  
Cole, Gates, Jordan**

**1:00 p.m. Petersen Room REGULAR MEETING OF BOARD OF  
Allen Library REGENTS**

***\*or upon conclusion of the previous session.***

Unless otherwise indicated, committee meetings of the Board of Regents will run consecutively; starting times following the first committee are estimates only. If a session ends earlier than expected, the next scheduled session may convene immediately. Committee meetings may be attended by all members of the Board of Regents and all members may participate.

To request disability accommodation, contact the Disability Services Office at: 206.543.6450 (voice), 206.543.6452 (TTY), 206.685.7264 (fax), or email at [dso@uw.edu](mailto:dso@uw.edu). The University of Washington makes every effort to honor disability accommodation requests. Requests can be responded to most effectively if received as far in advance of the event as possible, preferably at least 10 days.

1.1/209-12  
9/13/12



UNIVERSITY OF WASHINGTON  
BOARD OF REGENTS

Finance, Audit and Facilities Committee  
Regents Smith (Chair), Jewell, Shanahan, Simon

September 13, 2012  
8:30 to 9:50 a.m.  
142 Gerberding Hall

- |    |  |             |     |
|----|--|-------------|-----|
| 1. | <b>Report of Contributions – June and July 2012</b><br>Walter G. Dryfoos, Associate Vice President, Advancement Services<br>Connie Kravas, Vice President, University Advancement  | INFORMATION | F-1 |
| 2. | <b>Grant and Contract Awards Summary – May and June 2012</b><br>Ana Mari Cauce, Provost and Executive Vice President   | ACTION      | F-2 |
| 3. | <b>Actions Taken Under Delegated Authority</b><br>Richard Chapman, Associate Vice President, Capital Projects Office   | INFORMATION | F-3 |
| 4. | <b>Architectural Commission Student Membership Appointment</b><br>John Schaufelberger, Interim Dean, College of Built Environments<br>Rebecca Barnes, University Architect, Office of Planning & Budgeting   | ACTION      | F-4 |
| 5. | <b>University of Washington Investment Committee Membership Reappointment</b><br>V'Ella Warren, Senior Vice President and Treasurer, Board of Regents  | ACTION      | F-5 |
| 6. | <b>UW Advisory Committee on Real Estate Membership Reappointments</b><br>V'Ella Warren   | ACTION      | F-6 |
| 7. | <b>Investment Performance Report, Fourth Quarter Fiscal Year 2012</b><br>Keith Ferguson, Chief Investment Officer, Treasury Office   | INFORMATION | F-7 |
| 8. | <b>Internal Lending Program Quarterly Report for the Quarter Ended June 30, 2012</b><br>Chris Malins, Senior Associate Treasurer, Asset Liability Management, Treasury Office<br>Ruchi Aggarwal, Operations Manager, Internal Lending Program, Treasury Office | INFORMATION | F-8 |
| 9. | <b>Metropolitan Tract Quarterly Report for the Quarter Ended June 30, 2012</b><br>Todd Timberlake, Chief Real Estate Officer   | INFORMATION | F-9 |

10. **Animal Research and Care Facility – Select Architect, Authorize Use of Alternative Public Works GC/CM and Delegate Authority to Award GC/CM Contract** **ACTION** F-10  
Rebecca Barnes  
**Eric C. Smith**, Director, Major Capital Projects, Capital Projects Office  
**David M. Anderson**, Executive Director, Health Sciences Administration
11. **Capital Projects Office Semi-Annual Status Report** **INFORMATION** F-11  
Richard Chapman  
**Pete Barletto**, Director, Regional Scale Nodes, Oceanography
12. **University of Washington Investment Committee Update** **INFORMATION** F-12  
Keith Ferguson
13. **Advancement Fiscal Year End Results** **INFORMATION** F-13  
Walter G. Dryfoos  
Connie Kravas
14. **On-Call Master Term Agreement – Select Architect** **ACTION** F-16  
Richard Chapman
15. **Other Business**



**UNIVERSITY OF WASHINGTON  
BOARD OF REGENTS**

**Academic and Student Affairs Committee**  
Regents Harrell (Chair), Ayer, Cole, Gates, Jordan

*In Joint Session with*

**Finance, Audit and Facilities Committee**  
Regents Smith (Chair), Jewell, Shanahan, Simon

**September 13, 2012  
10:00 to 11:30 a.m.  
142 Gerberding Hall**

1. **Using Technology to Improve the Student Experience** **INFORMATION** F-14  
Kelli Trosvig, Vice President for UW Information  
Technology and Chief Information Officer
2. **Intercollegiate Athletics Audio-Visual Equipment Financing** **ACTION** F-15  
O.D. Vincent, Senior Associate Athletic Director,  
Intercollegiate Athletics  
Chris Malins, Senior Associate Treasurer, Treasury Office  
Robert Jordan, Managing Partner, Venue Research and  
Design LLC
3. **Executive Session**  
(to consider the minimum price at which real estate will be  
offered for sale or lease when public knowledge regarding  
such consideration would cause a likelihood of decreased  
price.)
4. **Executive Session**  
(to review the performance of public employees.)
5. **Other Business**





**UNIVERSITY OF WASHINGTON  
BOARD OF REGENTS**

**Academic and Student Affairs Committee**  
Regents Harrell (Chair), Ayer, Cole, Gates, Jordan

**September 13, 2012  
11:40 a.m. to 12:45 p.m.  
142 Gerberding Hall**

1. **Academic and Administrative Appointments** **ACTION** A-1  
Ana Mari Cauce, Provost and Executive Vice President
2. **Update on Pac-12 Networks** **INFORMATION** A-2  
Randy Hodgins, Vice President for External Relations  
O.D. Vincent, Senior Associate Athletic Director  
John Haslam, General Manager UWTV
3. **Teaching and Learning at the University of Washington** **INFORMATION** A-3  
Jerry Baldasty, Senior Vice Provost for Academic and Student Affairs  
Beth Kalikoff, Director, Center for Teaching and Learning  
Scott Freeman, Lecturer, Department of Biology
4. **Other Business**



## AGENDA

### BOARD OF REGENTS University of Washington

September 13, 2012  
1:00 p.m.  
Petersen Room, Allen Library

(Item No.)

- I. **CALL TO ORDER**
- II. **ROLL CALL: Assistant Secretary Shelley Tennant**
- III. **CONFIRM AGENDA**
- IV. **REPORT OF THE CHAIR OF THE BOARD OF REGENTS: Regent Blake**  
**PUBLIC COMMENT PERIOD**
- V. **REPORT OF THE UNIVERSITY PRESIDENT: President Young**
- VI. **CONSENT AGENDA**

Approval of Minutes of Meeting of July 12, 2012

Grant and Contract Awards Summary – May and June 2012 F-2

Architectural Commission Student Membership Appointment F-4

University of Washington Investment Committee Membership Reappointment F-5

UW Advisory Committee on Real Estate Membership Reappointments F-6

Animal Research and Care Facility – Select Architect, Authorize Use of  
Alternative Public Works GC/CM and Delegate Authority to Award GC/CM  
Contract F-10

Intercollegiate Athletics Audio-Visual Equipment Financing F-15

On-Call Master Term Agreement – Select Architect F-16

**VII. STANDING COMMITTEES****A. Academic and Student Affairs Committee: Regent Harrell – Chair**

Academic and Administrative Appointments (Action)	A-1
Update on Pac-12 Networks (Information only)	A-2
Teaching and Learning at the University of Washington (Information only)	A-3

**B. Finance, Audit and Facilities Committee: Regent Smith – Chair**

Report of Contributions – June and July 2012 (Information only)	F-1
Actions Taken Under Delegated Authority (Information only)	F-3
Investment Performance Report, Fourth Quarter Fiscal Year 2012 (Information only)	F-7
Internal Lending Program Quarterly Report for the Quarter Ended June 30, 2012 (Information only)	F-8
Metropolitan Tract Quarterly Report for the Quarter Ended June 30, 2012 (Information only)	F-9
Capital Projects Office Semi-Annual Status Report (Information only)	F-11
University of Washington Investment Committee Update (Information only)	F-12
Advancement Fiscal Year End Results (Information only)	F-13

***Joint Session*****A. Academic and Student Affairs Committee: Regent Harrell – Chair****B. Finance, Audit and Facilities Committee: Regent Smith – Chair**

Using Technology to Improve the Student Experience (Information only)	F-14
---	------

**VIII. OTHER BUSINESS****Reports to the Board:****Faculty Senate Chair – Professor James N. Gregory****Student Leaders:****ASUW President – Mr. Evan Smith****GPSS President – Mr. Adam Sherman****ASUW Tacoma President – Ms. Elizabeth Pierini****ASUW Bothell President – Mr. Kevin King****Alumni Association President – Mr. Patrick Crumb****IX. ELECTION OF OFFICERS OF THE BOARD OF REGENTS  
(Per By-Laws)****Officers of the Board  
for 2012-2013**

<b>Chair</b>	<b>Joanne Harrell</b>
<b>Vice Chair</b>	<b>Orin Smith</b>
<b>Secretary</b>	<b>Joan Goldblatt</b>
<b>Assistant Secretary</b>	<b>Shelley Tennant</b>
<b>Treasurer</b>	<b>V'Ella Warren</b>

**X. ELECTION OF MEMBERS OF THE EXECUTIVE COMMITTEE  
(Per By-Laws)****Members of the Executive Committee  
for 2012-13**

<b>Joanne Harrell, Chair, ex officio</b>	
<b>William S. Ayer</b>	<b>Chris Jordan</b>
<b>Kristianne Blake</b>	<b>Patrick Shanahan</b>
<b>Craig W. Cole</b>	<b>Herb Simon</b>
<b>William H. Gates</b>	<b>Orin Smith</b>
<b>Sally Jewell</b>	

**XI. DATE FOR NEXT REGULAR MEETING: Thursday, October 11, 2012****XII. ADJOURNMENT**

OFFICIAL MINUTES

**MINUTES**

**BOARD OF REGENTS  
University of Washington**

**September 13, 2012**

The Board of Regents held its regular meeting on Thursday, September 13, 2012, beginning at 1:00 p.m. in the Petersen Room of the Allen Library. The notice of the meeting was appropriately provided to the public and the media.

**CALL TO ORDER**

Regent Blake called the meeting of the Board of Regents to order at 1:00 p.m.

**ROLL CALL**

Assistant Secretary Tennant called the roll: Present were Regents Blake (presiding), Ayer, Cole, Gates, Harrell, Jordan, Shanahan, Simon, and Smith; President Young, Provost Cauce, Ms. Warren, Ms. Goldblatt; ex officio representatives: Professor Gregory, Mr. Sherman, Mr. Smith, Mr. Crumb.

Absent: Regent Jewell

**CONFIRM AGENDA**

The agenda was confirmed as presented.

**REPORT OF THE CHAIR OF THE BOARD OF REGENTS:** Regent Blake

**PUBLIC COMMENT PERIOD**

Regent Blake announced that no one had signed up to give public comment, during the period provided by law.

On behalf of the Board, Regent Blake welcomed Regent Christopher M. Jordan, appointed by Governor Gregoire on August second as the student member of the Board. Regent Jordan has a long history with the University of Washington. He was an undergraduate in Political Science, received his Master's Degree from the Evans School of Public Affairs, and is entering his first year of Law School. He worked as a resident advisor in the dorms, and is very aware of student life issues. And he's from Spokane! Regent Blake invited Regent Jordan to say a few words to the Board. Regent Jordan said he is honored to have the opportunity to serve on the Board and he looks forward to

getting to know students and bringing the student voice to the Board to inform Board decisions.

Regent Blake invited President Young to deliver his report.

**REPORT OF THE UNIVERSITY PRESIDENT:** President Young

President Young said he was delighted to echo Regent Blake's welcome to Chris Jordan. The President said the role of Student Regent is critically important as a voice for the UW's student body. He looks forward to working with Regent Jordan, and others who are new to the Board.

President Young noted the Board would hold its election of officers later in the meeting, and he wanted to express his appreciation for Regent Blake's service as Board Chair this past year. Regent Blake's Board Chair term, in combination with a couple months of Regent Simon's term, coincided with the President's first year at the University. He said words could not express how valuable it has been to him to have someone with Regent Blake's wisdom and deep knowledge of the University in such an important leadership role. Applause for Regent Blake followed the President's remarks.

The President reported on the University's recent rankings.

- At number sixteen on the Jiao Tong University list, UW was again ranked as one of the best research universities in the world.
- The Sierra Club ranked UW fourth on its list of "cool schools" for sustainability practices.
- Washington Monthly ranked UW eighth nationally for social mobility, research production, and commitment to service.

The President reported on honors and awards received by UW's faculty members and students.

- Jay Parrish, assistant professor in Biology, received a Presidential Early Career Award for Scientists and Engineers, the highest honor bestowed by the U.S. Government on science and engineering professionals in the early stages of their careers.
- Abraham Flaxman, from the Department of Global Health, was named one of the world's top 35 innovators under the age of 35 by Technology Review magazine.
- Two student teams each won a national competition in aerospace/astronautics engineering, sponsored by NASA. One team developed a plan for mining the moon. The other team developed a hybrid rocket engine.

The President commented on the Olympic Games in London, where Huskies shined brightly; ten former and current Husky student-athletes brought home medals. Seven of these medals were awarded to crew members, where UW has a particularly long and rich history of Olympic success. Hope Solo won her second gold medal in women's soccer. Two of the twelve members of Team USA's silver-medal winning women's volleyball team, Tamari Miyashiro and Courtney Thompson, were former Huskies.

In addition to garnering awards, the UW community has been hard at work over the summer. The new online Ethics Guide was launched and has received a high level of activity. It contains the powerful Statement of Ethical Principles adopted by the Board of Regents and is proving to be a very valuable reference tool. The President thanked the Regents for their contributions to the Guide and extended his appreciation to members of the Internal Audit Department for all of their hard work in making the online Ethics Guide a reality.

The prelude to the 2013 legislative session began last week with the University's required 2013-15 budget submission to the Office of Financial Management. UW's submission included funding requests for facilities maintenance and operations (including Molecular Engineering, Balmer Hall, and South Lake Union). The most important part of the submission was a request to the State to release the UW from the ongoing salary freeze, highlighting the need for a two to five percent salary increase for UW personnel. Without the ability to provide sensible pay increases to meritorious faculty and staff next fiscal year, the President said it would be tremendously difficult to preserve the long tradition of academic program excellence and to maintain competitive success in preparing the workforce of the future.

The President said he plans to bring the Board more detailed information about legislative priorities for the coming session. The President recognized alumni in their efforts, as he welcomed the 2012-13 UWAA President Patrick Crumb, calling UW's alumni, "our secret weapon in everything we do."

The President read a letter he received, unsolicited, from a faculty member to the football Coach, praising the efforts, performance, and participation of football team student athletes who were enrolled in his summer course. This professor cited their commendable behavior and demeanor, calling them "young men with character," and said this is a tribute to the coaches, the athletic program, the students, and the culture created at the University around all programs, including athletics.

President Young introduced Dr. Joel Berg, the newly-appointed Dean of the School of Dentistry, effective August 15. He is a leading pediatric dentist who came to the UW in 2003 as Professor and Chair of the Department of Pediatric Dentistry. Among his achievements at UW, he was instrumental in the creation of The Center for Pediatric Dentistry, a collaborative venture between UW and Seattle Children's Hospital that opened in September 2010.

Dr. Berg introduced himself and said he is honored to serve as the Dean of "one of the best Dental schools in the world," adding that his challenge will be to sustain and grow the School, and that he sees a clear path to achieve this by maintaining the School's reputation as a top research institution and its excellent reputation in clinical dentistry. He strives to create new ways to ensure UW will continue to produce the best dentists, saying the UW's brand is well-known worldwide. He praised the passionate and loyal alumni.

President Young said it was his great pleasure to introduce part of a remarkable group of young men and their leader. Husky men's crew is thoroughly steeped in tradition and glory with fifteen national championships, a host of Olympians, and an epic gold-medal win in the 1936 Olympics in Berlin. The 2012 crew contributed even more to this storied tradition. On their way to winning their second consecutive national championship, they posted a perfect season, becoming the first crew ever to sweep all five events at the IRA championships. The President said, "They simply dominated on the water."

The President praised Husky men's crew, with thirteen student-athletes named to the Pac-12 All Academic List, and six of the thirteen had GPAs over 3.5.

The President introduced Crew Coach Michael Callahan. Coach Callahan is a Husky alum who has served as head coach for men's crew for five years, winning three national championships and four Conference Coach of the Year awards. Coach brought three members of the 2012 National Championship team to the meeting.

The Coach commented that the crew team is "humble, hungry, and happy," and added that UW recruits from the best student athletes in the world.

Coach Callahan introduced the three rowers attending: Alex Bunkers, from Maitland, Florida studying Communications; Sam Dommer from Folsom, California, studying engineering; and Sebastian Peter from Germany, studying communications and economics.

Regent Cole asked how the University has created such a powerful legacy of rowing over so many decades. Coach attributed the prevalence and relevance of water in the region and praised Regent-approved programs that provided for donations to fund endowments for student support to be matched.

The student athletes were asked why they chose to come to the University of Washington. Students praised the Coach's recruiting efforts and the academic excellence at the UW. The student athletes also praised the coaching staff and the partnership between athletics and "upper campus."

The President closed with a line from "Bow Down to Washington" saying, "Mighty are the men who wear the purple and the gold."

## **CONSENT AGENDA**

Regent Blake noted there were eight items for approval on the consent agenda, and called for a motion.

**MOTION:** Upon the recommendation of the Chair of the Board and the motion made by Regent Simon, seconded by Regent Gates, the Board voted to approve the eight items on the consent agenda as shown below:

**Minutes for the meeting of July 12, 2012**



**Grant and Contract Awards Summary – May and June 2012** (Agenda no. F-2)

It was the recommendation of the administration and the Finance, Audit and Facilities Committee the Board of Regents accept Grant and Contract Awards for the months of May in the total amount of \$100,721,500 and for June, in the total amount of \$306,604,500.

See Attachment F-2.

**Architectural Commission Student Membership Appointment** (Agenda no. F-4)

It was the recommendation of the administration and the Finance, Audit and Facilities Committee that the Board of Regents appoint Chris Tritt to the University of Washington Architectural Commission as the student representative, with a term commencing in September 2012 and ending in June 2013. Chris fills a vacancy created by the departure of Aaron James Yamasaki due to his recent graduation.

See Attachment F-4.

**University of Washington Investment Committee Membership Reappointment**  
(Agenda no. F-5)

It was the recommendation of the administration and the Finance, Audit and Facilities Committee that the Board of Regents reappoint Bryan White to the University of Washington Investment Committee for a term November 1, 2012 to October 31, 2015.

See Attachment F-5.

**UW Advisory Committee on Real Estate Membership Reappointments** (Agenda no. F-6)

It was the recommendation of the administration and the Finance, Audit and Facilities Committee that the Board of Regents make the following reappointments to the Advisory Committee on Real Estate:

Curtis Feeny	10/1/12 to 9/30/15
Michael Giliberto	10/1/12 to 9/30/15
James Kenyon	10/1/12 to 9/30/15
Roslyn Payne	10/1/12 to 9/30/15
Stuart Sloan	10/1/12 to 9/30/15
Gary Waterman	10/1/12 to 9/30/15

See Attachment F-6.

**Animal Research and Care Facility – Select Architect, Authorize Use of Alternative Public Works GC/CM and Delegate Authority to Award GC/CM Contract** (Agenda no. F-10)

It was the recommendation of the administration and the Finance, Audit and Facilities Committee that the Board of Regents:

- 1) Delegate authority to the President to award a design contract for the Animal Research and Care Facility project to ZGF/Flad, subject to successful negotiation of an architectural agreement. In the event of an unsuccessful negotiation with ZGF/Flad, it was requested that authority be delegated to open negotiations and award a design contract with LMN/Ballinger, the firm recommended as the first alternate;
- 2) Authorize the use of the General Contractor/Construction Manager (GC/CM) Alternative Public Works contracting method; and
- 3) Delegate authority to the President to award a GC/CM contract, subject to the contract sum being within the approved project budget and funding being available.

See Attachment F-10.

**Intercollegiate Athletics Audio-Visual Equipment Financing** (Agenda no. F-15)

It was the recommendation of the administration and the Finance, Audit and Facilities Committee that the Board of Regents:

- Authorize the purchase and financing of up to \$10 million for audio-visual equipment for Intercollegiate Athletics facilities; and
- Delegate to the President the authority to sign the required documents and approve other actions necessary to complete the purchase and financing of the equipment.

See Attachment F-15.

**On-Call Master Term Agreement – Select Architect** (Agenda no. F-16)

It was the recommendation of the administration and the Finance, Audit and Facilities Committee that the President be delegated authority to award an On-Call Master Term Agreement for architectural services to SRG Partnership, subject to successful negotiation of the architectural and professional services agreement.

In the event of an unsuccessful negotiation with the selected firm, it was requested that authority be delegated to open negotiations with GBD Architects, the firm recommended as alternate.

See Attachment F-16.

**STANDING COMMITTEES**

**ACADEMIC AND STUDENT AFFAIRS COMMITTEE: Regent Harrell Chair**

Regent Blake asked Regent Harrell to provide a report from the Academic and Student Affairs Committee.

**Academic and Administrative Appointments** (Agenda no. A-1)

**MOTION:** Upon the recommendation of the administration and the motion made by Regent Harrell, the Board voted to approve the personnel appointments. Regent Jordan abstained from the vote.

See Attachment A-1.

**Update on Pac-12 Networks** (Agenda no. A-2) (Information only)

Regent Harrell reported on a presentation by Randy Hodgins, and others, on the Pac-12 Networks. This is a national network with six regional components which aims to provide exposure for sports at the Pac-12 universities. As a self provisioned network the UW has the opportunity to create its own content with UWTV as a partner in the effort. UWTV will offer coverage of 45 to 60 regional events. Students will have the opportunity to be involved. Regent Harrell said the financial model is still evolving and Regents look forward to hearing more about the project in the future.

See Attachment A-2.

**Teaching and Learning at the University of Washington** (Agenda no. A-3)  
(Information only)

Regent Harrell commented on the report from Senior Vice Provost Jerry Baldasty on teaching and learning at the University of Washington. She said it is exciting to have the opportunity to hear about new developments, including faculty learning committees, and the concept of “flipping the classroom,” specifically how it is being applied in a Biology class. She expressed that Regents wish to learn more about this concept and the potential opportunity to expand it across the University.

See Attachment A-3.

**FINANCE, AUDIT AND FACILITIES COMMITTEE: Regent Smith, Chair**

Regent Blake invited Regent Smith to provide a report from the Finance, Audit and Facilities Committee.

Regent Smith commented on the Animal Research and Care Center. The Board approved the architect selection and the use of the alternative public works model, and delegated authority to award a contract.

**Report of Contributions – June and July 2012** (Agenda no. F-1) (Information only)

The total amount of gifts received in June 2012 was \$31,419,221, and the total for the fiscal year-to-date was \$313,101,782. The total amount of gifts received in July, and the total for the fiscal year-to-date, was \$13,116,642.

See Attachment F-1.

**Actions Taken Under Delegated Authority** (Agenda no. F-3) (Information only)

See Attachment F-3.

**Investment Performance Report, Fourth Quarter Fiscal Year 2012** (Agenda no. F-7)  
(Information only)

See Attachment F-7.

**Internal Lending Program Quarterly Report for the Quarter Ended June 30, 2012**  
(Agenda no. F-8) (Information only)

See Attachment F-8.

**Metropolitan Tract Quarterly Report for the Quarter Ended June 30, 2012** (Agenda  
no. F-9) (Information only)

See Attachment F-9.

**Capital Projects Office Semi-Annual Status Report** (Agenda no. F-11) (Information  
only)

Regent Smith commented on the semi-annual Capital Projects report, saying it was a favorable report in terms of progress and project completion, especially in the area of actual versus budgeted costs. He noted a warning of a changing market signaling the end of low cost projects is near.

See Attachment F-11.

**University of Washington Investment Committee Update** (Agenda no. F-12)  
(Information only)

See Attachment F-12.

**Advancement Fiscal Year End Results** (Agenda no. F-13) (Information only)

In this report Regents learned the University, as the fourth most productive public university in the country, raised more than 300 million dollars during the past fiscal year. University of Washington continues to have amazing results thanks to loyal alumni and other supporters.

See Attachment F-13.

***Joint Session***

**ACADEMIC AND STUDENT AFFAIRS COMMITTEE: Regent Harrell, Chair**  
**FINANCE, AUDIT AND FACILITIES COMMITTEE: Regent Smith, Chair**

**Using Technology to Improve the Student Experience** (Agenda no. F-14)  
(Information only)

Regent Smith reported hearing about projects which use technology to enhance the student experience and to support faculty. He said Regents were impressed with the scope of the work being done, progress made to-date, and overall management of the activities.

See Attachment F-14.

Regents heard about the audio-visual requirements in Husky Stadium and Alaska Airlines Arena and approved the budget to put those resources in place.

**OTHER BUSINESS: REPORTS TO THE BOARD OF REGENTS**

Regent Blake invited the student leaders from Bothell and Tacoma to join the Board at the table during the reports to the Board of Regents.

Regent Blake welcomed ex officio representatives to the Board, effective in August, Faculty Senate Chair James Gregory and UW Alumni Association President Patrick Crumb. Regent Blake invited Professor Gregory to present his report.

**Faculty Senate Chair:** Professor James N. Gregory

Professor Gregory's remarks are attached to these minutes.

**ASUW President:** Mr. Evan Smith

Mr. Smith announced student groups have moved back into the newly-renovated HUB, terming it "absolutely phenomenal," and saying the building offers an incredible opportunity to centralize student life on campus and re-instill Husky pride in the student body.

With the start of autumn classes, ASUW is preparing programming for Dawg Days and the first-year programming. They will again sponsor a "Fall Fling" concert, which was attended last year by 3,500 students. During Board of Directors orientation, Dr. Norm Arkans will instruct the group in how to handle public relations during a crisis.

Mr. Smith commented on Husky Football, saying students are getting used to the end-zone Dawg Pack section at CenturyLink. ICA is committed to maintaining a high level student experience and pride.

Mr. Smith reported he is working with GPSS President Adam Sherman to promote and strengthen the campus career services offered to students. He said ASUW is gearing up to advocate in support of undergraduate research, funded by federal research grants, and subject to possible sequestration. He estimates a thousand undergraduates are funded by

federal research grant to conduct research. While those paid positions would likely be eliminated, research work for volunteer and credit would still be available.

For the upcoming 2012 general elections, ASUW is working to get out the vote and to register as many students to vote as possible. They have arranged for a ballot drop box on campus. They plan to convene forums on ballot issues and initiatives.

**GPSS President:** Mr. Adam Sherman

Mr. Sherman reported on priorities and projects shared by GPSS and ASUW – especially career counseling services. He said UW is currently preparing students to have the skills necessary to secure employment, but needs to make sure they know how to communicate them effectively to become employed more rapidly.

He said he was honored to collaborate with Evan Smith to co-author an op-ed piece published in the Seattle Times recently, inspired by the leadership of the Board of Regents.

GPSS is hiring staff and has created two new positions. The organization has moved back into the HUB.

Mr. Sherman commented that different years require different things from student government. He feels this year is going to be internally reflective for GPSS. The group is focused on growing internal capacity to serve students, and has set a high priority on establishing a GPSS endowment to provide financial resources for programming and direct services for students. This is a long term financial plan. Also, they plan to develop a strong and robust GPSS alumni association. To that end, student leaders are working with UWAA for assistance with internal planning to connect with alumni.

GPSS is planning a Higher Education Summit in November. Topics will include funding for higher education and student input into advances in campus pedagogy.

GPSS is planning a legislative reception in cooperation with ASUW. This event provides an opportunity for students to engage with legislators. Through collaboration with ASUW they hope to hold a larger event which will attract media coverage and a high level of attendance by legislators.

Mr. Sherman said he hopes to build on successes from last year in the area of shared governance, to find more ways for students to engage in decision-making. He recognized Provost Cauce as “the most open Provost.”

**ASUW Tacoma President:** Ms. Elizabeth Pierini

Ms. Pierini announced the new Tioga building is now open on the UW Tacoma campus. This building is an extension of the library and includes a teaching and learning center. She described many welcoming Dawg Days events planned for the beginning of the school year. Students will sponsor a concert on campus to promote participation in the 2012 elections and to register students to vote, as part of a get-out-the-vote campaign.

UW Tacoma will hold a “Hot Dogs with the Top Dawgs” gathering where administrators cook hot dogs for students.

At a recent student senate meeting, leaders passed a resolution to protect Pierce Transit in and around the Tacoma area. Transit routes serving campus have been severely affected in the last few years. Many students commute by bus and so are in favor of protecting transit service to campus. A newly-formed student committee will work with Pierce and Sound Transit.

In an effort to be more sustainable, ASUW Tacoma recently passed a resolution to eliminate plastic water bottles on campus. Students are encouraged to use reusable water bottles and the water bottle refilling stations installed on campus.

**ASUW Bothell President:** Mr. Kevin King was not present to provide a report.

**Alumni Association President:** Mr. Patrick Crumb

Mr. Crumb introduced himself as a 1988 UW Law School graduate. He currently works for DIRECTV Sports Networks, which includes ROOT Sports NW.

Mr. Crumb described UWAA as an organization in transition, with its move to focus on advocacy. Its key principles are alignment, relevance and sustainability. UWAA’s strategic priorities are engagement, advocacy, and membership. The mission has become different and unique, and differs from other membership organizations which serve to advance the interests of their members. UWAA’s mission is to support the University of Washington and higher education. Its goal is to activate the constituency of members and alums on behalf of the University. He welcomes the opportunity to work in partnership with University administrators and faculty, student government, and others to advance the cause of the University.

Mr. Crumb offered an update on UW Impact, saying there is no “off season” for advocacy. UW Impact is working to activate constituents to tell legislators how important higher education is to them. The group administered a questionnaire to legislators regarding issues important to higher education. The results are published on UW Impact’s webpage, including a legislative scorecard showing how legislators voted on issues critical to UW.

He invited Regents to attend the upcoming UWAA volunteer appreciation reception, featuring Frank Blethen and President Young, Regents Cole and Harrell, for a discussion about the future of higher education in the state of Washington.

Another new initiative Mr. Crumb highlighted is a partnership with Alaska Airlines for a UWAA-affiliated credit card. Use of the card builds awareness and generates revenue for UWAA to support the University of Washington.

Regent Smith asked about identifying legislators’ major supporters through Public Disclosure Commission records, expecting many to be UW graduates, and reaching those

people to ask them to advocate the legislators they support on behalf of the University. Mr. Crumb said UW Impact is proactively identifying University alums, and friends of the University, in each legislative district, calling them “District Dawgs.”

### **ELECTION OF OFFICERS OF THE BOARD OF REGENTS:**

Regent Blake stated in accordance with the by-laws of the Board of Regents, officers of the Board are to be elected at the regular September meeting each year. The following officers have been nominated to serve:

<b><u>Officers of the Board for 2012-2013</u></b>	
<b>Chair</b>	<b>Joanne Harrell</b>
<b>Vice Chair</b>	<b>Orin Smith</b>
<b>Secretary</b>	<b>Joan Goldblatt</b>
<b>Assistant Secretary</b>	<b>Shelley Tennant</b>
<b>Treasurer</b>	<b>V’Ella Warren</b>

Upon the motion made by Regent Simon, seconded by Regent Cole, the vote was cast for Joanne Harrell to serve as Chair and Orin Smith as Vice Chair of the Board of Regents, and for the incumbents in the other offices of the Board to be re-elected.

Following the election Regent Blake commented on her time as Chair. She admitted she approached her term with trepidation, as one former Chair of the Board described the role as one of “herding cats.” She commented she found it just the opposite, and thanked the Regents for making her term an enjoyable experience. Regents were extremely responsive, respectful of each other, and for her desire to keep the meetings on time.

And, she said, Regents have done a wonder job of, as Regent Gates would say, “showing up,” prepared to participate in Board meetings, at campus events, at multiple budget forums, and in Olympia. She thanked Regents for being responsive, respectful, and for showing up, and said all of this has made serving in the role of Chair easier than expected and enjoyable. She ended her remarks by thanking UW staff members who have supported her behind the scenes: Shelley Tennant, Joanne Matson, Jennifer Johnston, and Joan Goldblatt.

Applause for Regent Blake followed her remarks.

Regent Blake passed the gavel to Regent Harrell and Regent Harrell thanked Regent Blake. She recognized Regent Blake’s successes and accomplishments over the past year, saying Kristi played a pivotal role as Board Chair during President Young's first year at UW.

Regent Harrell listed some of the policy and process milestones achieved by Regent Blake:

- Updated the Regent per diem policy to be audit-compliant;
- Revised and updated the Board’s Standing Orders;



- Shepherded and championed the Policy Regarding Regent Conflicts of Interest and Statement of Ethical Principles;
- Led the preparation of the Declaration of Concern for Sustainability of Public Higher Education and brokered it to completion.

Regent Harrell commended Regent Blake as a strong advocate for student participation in the Board process, through public comment meetings and by inviting UW Bothell and Tacoma student leaders to report to the Board at each meeting. She said Regent Blake represented the Board by “showing up” at University events including Convocation and President’s picnic, Commencements, and W Day where she helped President Young cut the Husky cake. On behalf of the Board Regent Harrell thanked Regent Blake and presented her with an engraved gavel as a token of the Board’s appreciation.

Regent Cole said he appreciated Regent Blake being a “completely rational person,” saying she had the ability to get to the important issues and make a rational, sound, and fair judgment. He thanked her for her leadership.

ASUW President Evan Smith said Regent Blake led public meetings which shed a new light on the organization of the Board. Students appreciated the hard work of the Board and the Board’s transparency. Regent Blake’s leadership has changed the way students perceive the relationship between themselves and University administration.

Regent Harrell commented she appreciates other Regents, particularly those who have served as Board Chairs during her time on the Board – Craig, Herb, and Kristi. They set good examples and have served as role models for her. She said she intends to build on the tradition of leadership provided. She is looking forward to, and is deeply committed to, working with students, faculty, alumni, administrators, Foundation Board, and others to build on the tradition of collaboration. She pledged to do her best to step up in a spirit of collaboration to fill the shoes that came before her.

## STANDING COMMITTEE APPOINTMENTS

Regent Harrell noted the standing committee appointments, and other assignments, for 2012-13. These appointments do not require approval of the Board. She thanked Regents for their willingness to serve.

### Standing Committees for 2012-13

#### **Academic and Student Affairs**

Bill Ayer, Chair  
Craig Cole, Vice Chair  
Bill Gates  
Chris Jordan

#### **Finance, Audit and Facilities**

Orin Smith, Chair  
Pat Shanahan, Vice Chair  
Kristi Blake  
Sally Jewell  
Herb Simon

**Other Appointments and Assignments**

<b>UW Medicine Board, Regent Representative ACRE UWINCO UW Foundation Board</b>	Sally Jewell continues, appointed through 9/30/13 Herb Simon continues, appointed for a term from 2/1/12 through 1/15/15 Orin Smith continues, appointed for a term from 3/1/10 through 2/28/13 Bill Gates continues as Regent Representative
---	--

**ELECTION OF MEMBERS OF THE EXECUTIVE COMMITTEE**

Regent Harrell said the by-laws require members of the Executive Committee be elected at the annual September meeting of the Board. Regent Harrell recommended all Board members serve as members of the Executive Committee. Upon the motion made by Regent Simon, a unanimous vote was cast to elect the following members:

**Members of the Executive Committee for 2012-13**

<b>Joanne Harrell, Chair, ex officio</b>	
<b>William S. Ayer</b>	<b>Chris Jordan</b>
<b>Kristianne Blake</b>	<b>Patrick Shanahan</b>
<b>Craig W. Cole</b>	<b>Herb Simon</b>
<b>William H. Gates</b>	<b>Orin Smith</b>
<b>Sally Jewell</b>	

**DATE FOR NEXT MEETING**

The next regular meeting of the Board of Regents will be held on Thursday, October 11, 2012, on campus.

**ADJOURNMENT**


Regent Harrell adjourned the regular meeting at 2:30 p.m.



---

Joan Goldblatt  
Secretary of the Board of Regents

*Approved at the meeting of the Board on October 11, 2012.*



### **Regent Christopher M. Jordan**

Christopher M. Jordan is a first year student in the School of Law. He earned a Master of Public Administration from the Evans School of Public Affairs with a focus in Leadership, Management, and Decision-Making. He also earned a Bachelor of Arts in Political Science from the University of Washington.

During his time at UW, Chris has been heavily involved in student life and student leadership on campus. For three years, he served as a Resident Adviser for Housing & Food Services and wrote as an Opinion Columnist for The UW Daily student newspaper. As ASUW's Public Relations Coordinator, Chris improved ASUW's external communications and raised the profile of student advocacy efforts. During the 2010-2011 academic year, Chris served on the UW Provost's Student Advisory Committee, where he provided input and recommendations to the Provost on pressing budget and academic issues facing the University.

Chris is passionate about public policy and dedicated to public service. He worked as an Outreach Coordinator for the nonpartisan, nonprofit Economic Opportunity Institute. He also completed internships in the Washington, D.C. Office of Senator Patty Murray and in the Office of Spokane Mayor Mary Verner, where he focused on legislative and government affairs.

Born and raised in Spokane, Chris returns home to Eastern Washington regularly.

- Appointed by Governor Christine Gregoire from August 2, 2012 to June 30, 2013
- Awaiting Senate Confirmation

James Gregory, Faculty Senate Chair  
Report to the Board of Regents  
September 13, 2012

Madame Chair, members of the Board,

My name is James Gregory and I am pleased to be joining you at meetings this year in my capacity as chair of the Faculty Senate.

This year the Faculty Senate will celebrate its 75<sup>th</sup> anniversary. It is fitting, I think, that an historian should serve as chair during this anniversary year and I am honored to be entrusted with this position. When the Senate was created in May 1938, the University of Washington was a small institution in a not very significant state. Seventy five years later we are one of the greatest public universities anywhere. The tradition of active faculty governance that began in 1938 has something to do with that rise to greatness.

As chair of the Faculty Senate I represent more than 4,000 faculty members who do all the things that make this collection of buildings into a university. It is our research that produces the knowledge that the world values. It is our teaching that attracts the wonderful student body. The Faculty Code and the UW traditions of governance add to our responsibilities. Faculty are expected to participate in decision making at the department, college, and university level.

This is my first meeting of the Board of Regents and it might be helpful if I tell you a little bit about myself and why faculty governance matters so much to me. I am a professor of History and served for a number of years as Chair of the Center for Labor Studies. My research and teaching center on the history of the United States in the 20<sup>th</sup> century, particularly on issues of civil rights, labor, and the history of migration and immigration. In addition to the books and articles that I publish for academic audiences, I have been very active in the field we call Public History, producing work designed for broad audiences. Specifically I am director of a set of digital projects that focus on the history of the Pacific Northwest.

Best known is the *Seattle Civil Rights and Labor History Project*, an online resource exploring the history of segregation and civil rights movements in this region. This multi-media website project began seven years ago and has earned an international reputation as a pioneering example of online community-based history. It features video oral history interviews with veterans of civil rights campaigns, along with maps, articles, short videos and slide shows, and thousands of historical photographs and documents. It is widely used in schools throughout the region and also by governmental agencies. The number of users continues to astound me. Last year the combined set of public history projects recorded more than 600,000 visitors.

These projects are a pedagogical experiment as well as an historical resource. Much of the work of research and writing has been done by students, undergraduates and graduates. More than 200 students have participated to date, many of them writing historical essays that have been published. Students do the work in conjunction with courses that several of us teach, courses that invite them to be not just readers and consumers of history, but to produce and publish valuable historical research.

In the minutes remaining I want to say something about Faculty Senate agendas for the coming year. We will be working on a number of issues but two concerns are primary, both reflecting stresses and strains that have emerged after four years of budget cuts.

The first is instructional quality. Despite heroic efforts to do more with less and preserve instructional quality at a time when students are paying higher and higher tuition, the fact is that we are not keeping up. Instructional faculty have been leaving. TA positions have been reduced. Important gateway courses cannot handle the demand. Important science classes are now taught without labs, social science classes without sections. This is not fair and the Senate leadership is focusing closely on the problem in the hope that we can turn the corner and restore instructional quality.

The second issue is related. Faculty and staff have not seen a compensation increase since Fall 2008. Many of our peer institutions have also experienced salary freezes for one or two years, but we are nearly unique in enduring this for four years. As a result, our salaries, which have always been lower than most peers, are falling farther and farther behind. So faculty are leaving. We are shrinking. In my department, History, we have lost seven faculty members in the last five years, replacing only one. This is not sustainable. People are working harder to cover the gaps but morale is falling and if we don't do something the retention problems will accelerate. I am happy to report that President Young has authorized a joint faculty/administration working group to look at salary policy and evaluate options.

These two concerns take priority as we start into the new academic year. I look forward to updating you on them and other matters in future meetings.

Finally I want to welcome you to the reception in the Faculty Senate office that will follow this meeting.

VII. STANDING COMMITTEES

A. Academic and Student Affairs Committee

Academic and Administrative Appointments

RECOMMENDED ACTION

It is the recommendation of the administration and the Academic and Student Affairs Committee that the Board of Regents approve the appointments to the University faculty and administration as presented on the attached list.

*Attachment*

Academic and Administrative Appointments

---

## ADMINISTRATIVE APPOINTMENTS

---

### **College of Arts and Sciences**

#### **Department of Anthropology**

**Taylor, Janelle Sue**

**Chair, Anthropology, effective 7/1/2012**

Continuing Appointments:

- Associate Professor, Anthropology
- Adjunct Associate Professor, Gender, Women, and Sexuality Studies

Degrees:

- PhD, 1999, University of Chicago
- MA, 1990, University of Chicago
- BA, 1988, Stanford University

#### **Department of Applied Mathematics**

**Adams, Loyce Mae**

**Acting Chair, Applied Mathematics, effective 12/16/2012**

Continuing Appointment:

- Professor, Applied Mathematics

Degrees:

- PhD, 1983, University of Virginia
- MS, 1978, University of Virginia
- BS, 1975, West Virginia Institute Of Technology

**Greenbaum, Anne**

**Acting Chair, Applied Mathematics, effective 9/16/2012**

Continuing Appointments:

- Professor, Applied Mathematics
- Adjunct Professor, Mathematics

Degrees:

- PhD, 1981, University of California (Berkeley)
- MA, 1978, University of California (Berkeley)
- BS, 1974, University of Michigan

**LeVeque, Randall John**

**Acting Chair, Applied Mathematics, effective 3/16/2013**

Continuing Appointments:

- Professor, Applied Mathematics
- Adjunct Professor, Mathematics

Degrees:

- PhD, 1982, Stanford University
- BA, 1977, University of California (San Diego)

**Department of Biology**

**Tewksbury, Joshua Jordan**

**Acting Chair, Biology, effective 7/16/2012**

Continuing Appointment:

- Professor, Biology

Degrees:

- PhD, 2000, University of Montana
- BA, 1992, Prescott College

**Department of Near Eastern Languages and Civilization**

**Shapiro, Michael Charles**

**Acting Chair, Near Eastern Languages and Civilization, effective 7/16/2012**

Continuing Appointments:

- Professor, Asian Languages and Literature
- Adjunct Professor, Linguistics
- Divisional Dean, Arts and Sciences

Degrees:

- PhD, 1973, University of Chicago
- MA, 1970, University of Chicago
- BA, 1967, Queens College

**Gender, Women, and Sexuality Studies**

**Ramamurthy, Priti**

**Chair, Gender, Women, and Sexuality Studies, effective 8/1/2012**

Continuing Appointment:

- Professor, Gender, Women, and Sexuality Studies

Degrees:

- PhD, 1995, Syracuse University
- MIH, 1982, Syracuse University
- MBA, 1978, Indian Institute of Management (India)
- BA, 1976, University of Delhi (India)

**School of Dentistry**

**Department of Pediatric Dentistry**

**Seminario, Ana Lucia**

**Acting Chair, Pediatric Dentistry, effective 8/15/2012**

Continuing Appointment:

- Assistant Professor, Pediatric Dentistry

Degrees:

- PhD, 2006, University of Charles (Prague)
- DDS, 1997, Peruvian University Cayetano Heredia



**College of Education**

**College of Education**

**Davis, Carol**

**Associate Dean, Education, effective 7/16/2012**

Continuing Appointment:

- Associate Professor, Education

Degrees:

- Doctor Of Education, 1992, University of Houston
- MED, 1989, University of Houston
- BS, 1984, Texas A&M University

**Kazemi, Elham**

**Associate Dean, Education, effective 6/16/2012**

Continuing Appointment:

- Associate Professor, Education

Degrees:

- PhD, 1999, University of California (Los Angeles)
- MA, 1997, University of California (Los Angeles)
- BS, 1992, Duke University

**McCutchen, Deborah**

**Associate Dean, Education, effective 7/1/2012**

Continuing Appointment:

- Professor, Education

Degrees:

- PhD, 1985, University of Pittsburgh
- MA, 1978, University of Pittsburgh
- AB, 1976, Youngstown University

**College of the Environment**

**School of Environmental and Forest Sciences**

**DeLuca, Thomas Henry**

**Director, School of Environmental and Forest Sciences, effective 9/1/2012**

Degrees:

- PhD, 1993, Iowa State University
- MS, 1987, Montana State University
- BS, 1984, University of Wisconsin (Madison)

**University of Washington, Tacoma**  
**Milgard School of Business, Tacoma**

**Rose, Gregory M.**

**Associate Dean, Milgard School of Business, Tacoma, effective  
7/1/2012**

Continuing Appointment:

- Professor, Milgard School of Business, Tacoma

Degrees:

- PhD, 1995, University of Oregon
- MBA, 1987, San Diego State University
- BA, 1982, University of California (Santa Cruz)

---

**ENDOWED APPOINTMENTS**

---

**College of Arts and Sciences**

**Department of Biology**

**Tewksbury, Joshua Jordan**

**Walker Endowed Professorship of Natural History, effective  
4/1/2011**

Continuing Appointment:

- Associate Professor, Biology

Degrees:

- PhD, 2000, University of Montana
- BA, 1992, Prescott College

**Department of Chemistry**

**Campbell, Charles Taylor**

**B. Seymour Rabinovitch Endowed Chair in Chemistry, effective  
9/16/2012**

Continuing Appointments:

- Professor, Chemistry
- Adjunct Professor, Chemical Engineering
- Adjunct Professor, Physics

Degrees:

- PhD, 1979, University of Texas (Austin)
- BS, 1975, University of Texas (unspecified)

**Jackson School of International Studies**

**Hamilton, Gary Glen**

**Long Endowed Professorship, effective 7/1/2012**

Continuing Appointments:

- Professor, International Studies
- Professor, Sociology

Degrees:

- PhD, 1975, University of Washington
- MA, 1970, University of Washington
- BA, 1965, University of Kansas

**College of Engineering**

**Department of Chemical Engineering**

**Pacheco De Resende, Fernando**

**Weyerhaeuser Endowed Professorship in Chemical Engineering,  
effective 3/12/2012**

Continuing Appointment:

- Assistant Professor, School of Environmental and Forest Sciences
- Adjunct Assistant Professor, Chemical Engineering

Degrees:

- PhD, 2009, University of Michigan (Ann Arbor)
- MS, 2008, University of Michigan (Ann Arbor)
- MS, 2003, State University of Campinas (Brazil)
- BS, 2000, State University of Campinas (Brazil)

**Department of Civil and Environmental Engineering**

**Berman, Jeffrey William**

**Thomas and Marilyn Nielsen Endowed Professorship in  
Engineering, effective 9/16/2012**

Continuing Appointment:

- Associate Professor, Civil and Environmental Engineering

Degrees:

- PhD, 2006, State University of New York (Buffalo)
- MS, 2003, State University of New York (Buffalo)
- BS, 2000, State University of New York (Buffalo)

**Goodchild, Anne V.**

**Allan & Inger Osberg Endowed Professorship in Civil  
Engineering, effective 9/16/2012**

Continuing Appointment:

- Associate Professor, Civil and Environmental Engineering

Degrees:

- PhD, 2005, University of California (Berkeley)
- MS, 2002, University of California (Berkeley)
- BS, 1995, University of California (Davis)

**Department of Materials Science and Engineering**

**Yang, Jihui**

**Kyocera Professorship, effective 12/16/2011**

Continuing Appointment:

- Associate Professor, Materials Science and Engineering

Degrees:

- PhD, 2000, University of Michigan (Ann Arbor)
- MS, 1993, Wayne State University
- MS, 1991, University of Oregon
- BS, 1989, Fudan University (China)

**College of the Environment**

**School of Aquatic and Fishery Sciences**

**Olden, Julian David**

**H. Mason Keeler Endowed Professorship in Sports Fisheries Management, effective 5/21/2012**

Continuing Appointment:

- Associate Professor, Aquatic and Fishery Sciences

Degrees:

- PhD, 2004, Colorado State University
- MS, 2000, University of Toronto (Canada)
- BS, 1998, University of Toronto (Canada)

**School of Environmental and Forest Sciences**

**Ford, Edward David**

**Rachel A. Woods Professorship in Reforestation, effective 9/16/2012**

Continuing Appointments:

- Professor, School of Environmental and Forest Sciences
- Adjunct Professor, Biology

Degree:

- PhD, 1968, University College (UK)

**School of Law**

**School of Law**

**Allen, Craig Howard**

**Judson Falknor Endowed Professorship in Law, effective 9/16/2011**

Continuing Appointments:

- Professor, Law
- Adjunct Professor, School of Marine and Environmental Affairs

Degrees:

- JD, 1989, University of Washington
- BS, 1979, Portland State University

**Jay, Stewart**

**Pendleton Miller Endowed Chair in Law, effective 6/16/2012**

Continuing Appointment:

- Professor, Law

Degrees:

- JD, 1976, Harvard University
- AB, 1973, Georgetown University

**Kuszler, Patricia Carol**

**Charles I. Stone Endowed Professorship in Law, effective 9/16/2011**

Continuing Appointments:

- Professor, Law
- Adjunct Professor, Bioethics and Humanities
- Adjunct Professor, Health Services

Degrees:

- JD, 1991, Yale University
- MD, 1978, Mayo Medical School/Graduate School
- BA, 1974, Mills College

**Rodgers, William Hamilton**

**Stimson Bullitt Endowed Professorship in Environmental Law, effective 9/16/2011**

Continuing Appointment:

- Professor, Law

Degrees:

- Bachelor Of Laws, 1965, Columbia University
- AB, 1961, Harvard University

**Schnapper, Eric**

**Betts, Patterson, & Mines P.S. Endowed Professorship in Trial Advocacy, effective 7/1/2012**

Continuing Appointment:

- Professor, Law

Degrees:

- Bachelor Of Laws, 1968, Yale University
- Bachelor of Philosophy, 1965, Oxford University (UK)
- MA, 1963, Johns Hopkins University
- BA, 1962, Johns Hopkins University

**Takenaka, Toshiko**

**Washington Research Foundation/W. Hunter Simpson  
Professorship in Technology Law, effective 9/16/2011**

Continuing Appointment:

- Professor, Law

Degrees:

- PhD, 1992, University of Washington
- Master Of Laws, 1990, University of Washington
- Bachelor Of Laws, 1981, Seikei University (Japan)

**Watts, Kathryn A.**

**Garvey, Schubert & Barer Professorship, effective 9/16/2011**

Continuing Appointments:

- Associate Professor, Law
- Associate Dean, Law

Degrees:

- JD, 2001, Northwestern University
- BS, 1998, Northwestern University

**Wolcher, Louis Edward**

**Charles I. Stone Endowed Professorship in Law, effective  
9/16/2011**

Continuing Appointment:

- Professor, Law

Degrees:

- JD, 1973, Harvard University
- BA, 1969, Stanford University

**School of Medicine**

**Department of Anesthesiology and Pain Medicine**

**Liu, Spencer Spin**

**Medical Education and Research Endowed Professorship No. 2,  
effective 8/1/2012**

Continuing Appointment:

- Professor without Tenure, Anesthesiology and Pain  
Medicine

Degrees:

- MD, 1988, University of Alabama
- BA, 1984, Johns Hopkins University

**Department of Medicine**

**Curtis, Jared Randall**

**A. Bruce Montgomery, MD, American Lung Association Endowed Chair in Pulmonary and Critical Care Medicine, effective 5/1/2012**

Continuing Appointments:

- Professor without Tenure, Medicine
- Adjunct Professor, Biobehavioral Nursing and Health Systems
- Adjunct Professor, Bioethics and Humanities
- Adjunct Professor, Health Services

Degrees:

- MPH, 1994, University of Washington
- MD, 1988, Johns Hopkins University
- BA, 1984, Hampshire College

---

**NEW APPOINTMENTS**

---

**Reserve Officers Training Corps**

**Department of Naval Science**

**Kigin, Shane Michael**

**Assistant Professor without Tenure, Naval Science, effective 2/1/2013**

Prior Non-UW Appointment:

Lieutenant, Information Operations Officer, Electronic Warfare Officer, & Air Operations Officer, US Navy

Degree:

- BS, 2006, US Naval Academy

**College of Built Environments**

**Department of Architecture**

**Golden, Elizabeth M.**

**Assistant Professor, Architecture, effective 9/16/2012**

Prior UW Appointment:

Senior Lecturer, Full-time, Architecture

Degrees:

- MSA, 1994, Columbia University
- BArch, 1992, University of Arkansas

**College of Arts and Sciences**

**Department of Biology**

**Paradez, Alexander Richard**

**Assistant Professor, Biology, effective 9/16/2012**

Degrees:

- PhD, 2006, Stanford University
- MS, 1999, University of California (San Diego)
- BS, 1998, University of California (San Diego)

**Santana Mata, Sharlene Elizabeth**

**Assistant Professor, Biology, effective 9/16/2012**

Prior Non-UW Appointment:

Lecturer, University of California, Los Angeles

Degrees:

- PhD, 2010, University of Massachusetts
- MSC, 2004, Universidad de Los Andes (Venezuela)

**Department of Communication**

**Pearce, Katy Elizabeth**

**Assistant Professor, Communication, effective 9/16/2012**

Prior Non-UW Appointment:

Adjunct Professor, Georgetown University, Communication,  
Culture, and Technology Program

Adjunct Professor, University of Memphis, Department of  
Communication

Degrees:

- PhD, 2011, University of California (Santa Barbara)
- MA, 2006, University of London (UK)
- BA, 2001, University of Michigan

**Department of Psychology**

**Dorsey, Shannon**

**Associate Professor, Psychology, effective 9/16/2012**

Prior UW Appointment:

Associate Professor without Tenure, Psychiatry and Behavioral  
Sciences

Degrees:

- MS, 2003, University of Georgia
- PhD, 2003, University of Georgia
- BA, 1996, University of North Carolina



**McLaughlin, Katie Anne**

**Assistant Professor, Psychology, effective 9/16/2013**

Prior Non-UW Appointment:

Assistant Professor, Pediatrics & Psychiatry, Harvard Medical School

Degrees:

- PhD, 2008, Yale University
- MPHIL, 2006, Yale University
- MS, 2004, Pennsylvania State University
- BA, 2002, University of Virginia

**Olson, Kristina Reiss**

**Assistant Professor, Psychology, effective 9/16/2013**

Prior Non-UW Appointment:

Assistant Professor, Developmental Psychology, Yale University

Degrees:

- PhD, 2008, Harvard University
- MA, 2005, Harvard University
- BA, 2003, Washington University

**Department of Statistics**

**Fox, Emily Beth**

**Assistant Professor, Statistics, effective 7/1/2012**

Prior Non-UW Appointment:

Assistant Professor, Department of Statistics, University of Pennsylvania

Degrees:

- PhD, 2009, Massachusetts Institute of Technology
- EE, 2008, Massachusetts Institute of Technology
- MEng, 2005, Massachusetts Institute of Technology
- Scientiae Baccalaureus (SB), 2004, Massachusetts Institute of Technology

**Jackson School of International Studies**

**Sabar, Shalom**

**Visiting Professor, International Studies, effective 9/16/2012**

Prior Non-UW Appointment:

Professor, Department of Art History, Hebrew University

Degrees:

- PhD, 1987, University of California (Los Angeles)
- MA, 1980, University of California (Los Angeles)
- BA, 1976, Hebrew University (Israel)

**Wendler, Frank**

**Visiting Assistant Professor, International Studies, effective 9/16/2012**

Prior Non-UW Appointment:

Lecturer and Senior Researcher, Institute for Political Science,  
Goethe-Universität Frankfurt am Main (Germany)

Degrees:

- PhD, 2004, University of Gottingen (Germany)
- MA, 2000, University of Hamburg (Germany)

**School of Dentistry**

**Department of Oral and Maxillofacial Surgery**

**Chang, Julia Yu Fong**

**Assistant Professor without Tenure, Oral and Maxillofacial Surgery, effective 8/1/2012**

Degrees:

- PhD, 2011, Baylor College of Dentistry
- MS, 2003, National Taiwan University
- DDS, 1998, National Taiwan University

**College of Engineering**

**Department of Bioengineering**

**Park, In-Kyu**

**Visiting Associate Professor, Bioengineering, effective 2/1/2013**

Prior Non-UW Appointment:

Associate Professor, Biomedical Sciences, Chonnam National University

Degrees:

- PhD, 2002, Seoul National University (Korea)
- MS, 1998, Seoul National University (Korea)
- BS, 1996, Seoul National University (Korea)

**Department of Chemical Engineering**

**Carothers, James Matthew**

**Assistant Professor, Chemical Engineering, effective 9/16/2012**

Prior UW Appointment:

Acting Assistant Professor, temporary, Chemical Engineering

Degrees:

- PhD, 2005, Harvard University
- BS, 1998, Yale University

**Department of Civil and Environmental Engineering**

**Fabbricino, Massimiliano**

**Visiting Associate Professor, Civil and Environmental Engineering, effective 11/1/2012**

Prior Non-UW Appointment:

Associate Professor, Hydraulics, Geotechnics and Environmental Engineering, University of Naples Federico II

Degrees:

- MS, 1996, University of Naples (Italy)
- PhD, 1995, Polytechnic of Milan (Italy)

**Motley, Michael R**

**Assistant Professor, Civil and Environmental Engineering, effective 9/16/2012**

Degrees:

- PhD, 2011, Princeton University
- MA, 2010, Princeton University
- MS, 2004, Virginia Polytechnic Institute and State University
- BS, 2003, The Citadel

**Department of Computer Science and Engineering**

**Farhadi, Ali**

**Assistant Professor, Computer Science and Engineering, effective 10/1/2012**

Degree:

- PhD, 2011, University of Illinois (Urbana)

**Gollakota, Shyamnath Venkata Satyasrisai**

**Assistant Professor, Computer Science and Engineering, effective 10/1/2012**

Degrees:

- PhD - Expected, 2012, Massachusetts Institute of Technology
- SM, 2008, Massachusetts Institute of Technology
- BTech, 2006, Indian Institute of Technology (India)

**Department of Electrical Engineering**

**Chen, Tai-Chang**

**Lecturer, Full-time, Electrical Engineering, effective 6/16/2012**

Prior UW Appointment:

Lecturer, Full-time, Science and Technology, Bothell

Degrees:

- PhD, 1997, University of Washington
- MS, 1993, University of Washington
- BS, 1988, National Hsing-Hua University (Taiwan)

**Department of Human Centered Design and Engineering**

**Davidson, Andrew Harley**

**Senior Lecturer, Full-time, Human Centered Design and Engineering, effective 9/1/2012**

Degrees:

- Master Of Sanitary Engineering, 1982, University of Pennsylvania
- BA, 1975, University of Rochester

**Department of Mechanical Engineering**

**Boechler, Nicholas Sebastian**

**Assistant Professor, Mechanical Engineering, effective 9/16/2013**

Degrees:

- PhD, 2011, California Institute of Technology
- MS, 2008, California Institute of Technology
- BS, 2007, Georgia Institute of Technology

**Steele, Katherine Muterspaugh**

**Assistant Professor, Mechanical Engineering, effective 9/16/2013**

Degrees:

- PhD - Expected, 2012, Stanford University
- MS, 2009, Stanford University
- BS, 2007, Colorado School of Mines

**College of the Environment**

**Department of Earth and Space Sciences**

**Schmidt, David**

**Associate Professor, Earth and Space Sciences, effective 12/16/2012**

Degrees:

- PhD, 2002, University of California (Berkeley)
- BS, 1997, University of California (San Diego)

**Teng, Fang-Zhen**

**Associate Professor, Earth and Space Sciences, effective 12/16/2012**

Prior Non-UW Appointment:

Associate Professor, Geosciences, University of Arkansas

Degrees:

- PhD, 2005, University of Maryland
- BS, 2001, University of Science and Technology (China)

## **School of Environmental and Forest Sciences**

**DeLuca, Thomas Henry**

**Professor, School of Environmental and Forest Sciences, effective 9/1/2012**

Prior Non-UW Appointment:

Professor, Environmental Sciences, Bangor University, Wales, UK

Degrees:

- PhD, 1993, Iowa State University
- MS, 1987, Montana State University
- BS, 1984, University of Wisconsin (Madison)

## **School of Marine and Environmental Affairs**

**Kelly, Ryan Patrick**

**Assistant Professor, School of Marine and Environmental Affairs, effective 3/16/2013**

Prior Non-UW Appointment:

Analyst for Science, Law and Policy, Center for Ocean Solutions, Stanford University

Degrees:

- JD, 2011, University of California (Berkeley)
- PhD, 2006, Columbia University
- MPHIL, 2005, Columbia University
- MA, 2003, Columbia University
- BSC, 2000, University of California (Los Angeles)

## **School of Oceanography**

**Ribalet, Francois**

**Research Assistant Professor, Oceanography, effective 9/1/2012**

Prior UW Appointment:

Research Associate, Oceanography

Degrees:

- PhD, 2007, Open University (UK)
- MA, 2003, Univ of Pierre & Marie Curie (France)
- BA, 2002, Univ of Pierre & Marie Curie (France)

## **School of Law**

**School of Law**

**Ziff, David Joseph Sidney**

**Lecturer, Full-time, Law, effective 9/16/2012**

Degrees:

- JD, 2005, Columbia University
- BA, 2000, Brown University

**School of Medicine**

**Department of Anesthesiology and Pain Medicine**

**Ferreira, Renata Gomes**

**Assistant Professor without Tenure, Anesthesiology and Pain Medicine, effective 7/1/2012**

Degree:

- MD, 2001, Universidade Federal do Rio de Janeiro (Brazil)

**Hunyady, Agnes Ildiko**

**Assistant Professor without Tenure, Anesthesiology and Pain Medicine, effective 9/1/2012**

Prior UW Appointment:

Acting Assistant Professor, temporary, Anesthesiology and Pain Medicine

Degree:

- MD, 1993, Semmelweis Medical University (Hungary)

**Imeri, Luca**

**Visiting Associate Professor, Anesthesiology and Pain Medicine, effective 7/1/2012**

Prior Non-UW Appointment:

Associate Professor of Human Physiology, University of Milan

Degree:

- MD, 1986, University of Milan (Italy)

**Lewandowski, Amy Susan**

**Assistant Professor without Tenure, Anesthesiology and Pain Medicine, effective 7/1/2012**

Prior UW Appointment:

Acting Assistant Professor, temporary, Anesthesiology and Pain Medicine

Degrees:

- PhD, 2009, Case Western Reserve University
- MA, 2006, Case Western Reserve University
- BA, 2001, University of Oregon

**Liu, Spencer Spin**

**Professor without Tenure, Anesthesiology and Pain Medicine, effective 8/1/2012**

Prior Non-UW Appointment:

Clinical Professor, Anesthesiology, Cornell University

Degrees:

- MD, 1988, University of Alabama
- BA, 1984, Johns Hopkins University

**Low, Daniel King-Wai**

**Assistant Professor without Tenure, Anesthesiology and Pain Medicine, effective 9/1/2012**

Prior UW Appointment:

Acting Assistant Professor, temporary, Anesthesiology and Pain Medicine

Degree:

- Bachelor of Medicine, Bachelor of Surgery (MB BS), 1997, University of Nottingham (UK)

**McFadyen, James G.**

**Assistant Professor without Tenure, Anesthesiology and Pain Medicine, effective 8/1/2012**

Prior UW Appointment:

Acting Assistant Professor, temporary, Anesthesiology and Pain Medicine

Degree:

- MB ChB, 1992, University of Capetown (South Africa)

**Department of Family Medicine**

**Cole, Allison Marion**

**Assistant Professor, Family Medicine, effective 7/1/2012**

Prior UW Appointment:

Acting Instructor, Family Medicine

Degrees:

- MD, 2002, University of Iowa
- BA, 1998, Kalamazoo College

**Department of Genome Sciences**

**Fowler, Douglas McKay**

**Assistant Professor, Genome Sciences, effective 9/1/2012**

Prior UW Appointment:

Senior Fellow, Genome Sciences

Degrees:

- PhD, 2007, The Scripps Research Institute
- BA, 2001, Northwestern University

**Department of Global Health**

**Graham, Susan Marie**

**Assistant Professor without Tenure, Global Health, effective 7/1/2012**

Prior UW Appointment:

Acting Assistant Professor, temporary, Medicine

Degrees:

- PhD, 2011, University of Toronto (Canada)
- MD, 2000, McGill University (Canada)
- MPH, 1990, Boston University
- BA, 1989, Brown University

**Slyker, Jennifer Ann**

**Assistant Professor without Tenure, Global Health, effective 7/1/2012**

Prior UW Appointment:

Acting Instructor, Global Health

o Degrees:

- PhD, 2007, Open University (UK)
- MSC, 1998, Oxford University (UK)
- BA, 1997, Colgate University

**Department of Immunology**

**Oberst, Andrew Atwell**

**Assistant Professor, Immunology, effective 8/1/2012**

Degrees:

- PhD, 2005, Univ of Pierre & Marie Curie (France)
- PhD, 2005, University of Rome Tor Vergata (Italy)
- BA, 2001, Amherst College

**Department of Laboratory Medicine**

**Zhu, Jia**

**Research Assistant Professor, Laboratory Medicine, effective 7/1/2012**

Prior UW Appointment:

Acting Assistant Professor, temporary, Laboratory Medicine

Degrees:

- PhD, 1994, Chinese Academy of Sciences (China)
- BS, 1989, East China University of Chemical Technology



**Department of Medicine**

**Ayars, Andrew Garrison**

**Assistant Professor without Tenure, Medicine, effective 9/1/2012**

Prior UW Appointment:

Clinical Instructor, Salaried, Medicine

Degrees:

- MD, 2006, St. Louis University
- BS, 2002, University of Washington

**Graham, Susan Marie**

**Assistant Professor without Tenure, Medicine, effective 7/1/2012**

Prior UW Appointment:

Acting Assistant Professor, temporary, Medicine

Degrees:

- PhD, 2011, University of Toronto (Canada)
- MD, 2000, Mcgill University (Canada)
- MPH, 1990, Boston University
- BA, 1989, Brown University

**Iigen, Jonathan Seth**

**Assistant Professor without Tenure, Medicine, effective 7/1/2012**

Prior UW Appointment:

Acting Assistant Professor, temporary, Medicine

Degrees:

- MS, 2010, Oregon Health Sciences University
- MD, 2004, University of Southern California
- BA, 1999, Williams College

**Lease, Erika Diane**

**Assistant Professor without Tenure, Medicine, effective 8/1/2012**

Degrees:

- MD, 2004, University of Washington
- BA, 1999, University of Washington

**Mitchell, Steven Harold**

**Assistant Professor without Tenure, Medicine, effective 7/1/2012**

Prior UW Appointment:

Acting Assistant Professor, temporary, Medicine

Degrees:

- MD, 2002, University of Washington
- BA, 1993, University of Washington

**Parker, Maura Helen**

**Research Assistant Professor, Medicine, effective 9/1/2012**

Degrees:

- PhD, 2004, McMaster University (Canada)
- MSC, 1996, University of Toronto (Canada)
- BSC, 1993, University of Toronto (Canada)

**Schiffer, Joshua Tisdell**

**Assistant Professor without Tenure, Medicine, effective 9/1/2012**

Prior UW Appointment:

Acting Instructor, Medicine

Degrees:

- MS, 2009, University of Washington
- MD, 2002, Johns Hopkins University
- BA, 1995, Middlebury College

**Stephan, Matthias**

**Assistant Professor without Tenure, Medicine, effective 9/1/2012**

Degrees:

- PhD, 2008, Cornell University
- MD, 2002, Medical University of Lubeck (Germany)

**Wood, Brian Russell**

**Assistant Professor without Tenure, Medicine, effective 9/1/2012**

Degrees:

- MD, 2007, University of Washington
- BA, 2003, Claremont McKenna College

**Department of Neurology**

**Kim, Hojoong Michael**

**Assistant Professor without Tenure, Neurology, effective 7/1/2012**

Prior UW Appointment:

Acting Assistant Professor, temporary, Neurology

Degrees:

- MD, 2002, University of Illinois
- BA, 1997, Amherst College

**Department of Obstetrics and Gynecology**

**Pare, Emmanuelle**

**Assistant Professor without Tenure, Obstetrics and Gynecology, effective 7/1/2012**

Prior Non-UW Appointment:

Assistant Professor, Obstetrics and Gynecology, University of British Columbia

Degrees:

- MSCE, 2009, University of Pennsylvania
- MD, 1994, Universite Laval (Canada)

**Department of Ophthalmology**

**Hanna, Eissa M.**

**Assistant Professor without Tenure, Ophthalmology, effective 8/1/2012**

Degrees:

- MD, 2007, University of California (Davis)
- BS, 2002, University of California (Davis)

**Lee, Bryan S.**

**Assistant Professor without Tenure, Ophthalmology, effective 8/27/2012**

Degrees:

- MD, 2007, Washington University
- JD, 2005, Harvard University
- AB, 2000, Harvard University

**Department of Pathology**

**Riehle, Kimberly Jean**

**Assistant Professor without Tenure, Pathology, effective 7/1/2012**

Prior UW Appointment:

Acting Assistant Professor, temporary, Surgery

Degrees:

- MD, 2001, Emory University
- BA, 1996, Washington University

**Department of Pediatrics**

**Motaghedi, Roja**

**Assistant Professor without Tenure, Pediatrics, effective 8/1/2012**

Prior Non-UW Appointment:

Private Practice, Pediatric Endocrinology, New York

Degree:

- MD, 1993, Azad Medical University (Iran)

**Sun, Angela**

**Assistant Professor without Tenure, Pediatrics, effective 8/15/2012**

Degrees:

- MD, 2006, St. Louis University
- BA, 2001, Washington University

**Department of Psychiatry and Behavioral Sciences**

**Flynn, Cynthia Ann**

**Assistant Professor without Tenure, Psychiatry and Behavioral Sciences, effective 7/1/2012**

Prior UW Appointment:

Acting Assistant Professor, temporary, Psychiatry and Behavioral Sciences

Degrees:

- PhD, 2005, Vanderbilt University
- MS, 1998, Vanderbilt University
- MA, 1992, New School for Social Research
- BA, 1985, University of Massachusetts

**Kim, Soo-Jeong**

**Associate Professor without Tenure, Psychiatry and Behavioral Sciences, effective 9/1/2012**

Prior UW Appointment:

Acting Associate Professor, Psychiatry and Behavioral Sciences

Degrees:

- MS, 2010, University of Florida
- MS, 1999, Seoul National University (Korea)
- MD, 1993, Seoul National University (Korea)

**Department of Radiation Oncology**

**Zeng, Jing**

**Assistant Professor without Tenure, Radiation Oncology, effective 9/1/2012**

Degrees:

- MD, 2007, Duke University
- BS, 2003, Johns Hopkins University

**Department of Radiology**

**Benjert, Jayson Lee**

**Assistant Professor without Tenure, Radiology, effective 7/1/2012**

Prior UW Appointment:

Acting Instructor, Radiology

Degrees:

- Doctor of Osteopathic Medicine, 2005, Kirksville College of Osteopathic Med
- BS, 2000, University of Washington

**Department of Rehabilitation Medicine**

**Pradhan, Sujata D.**

**Assistant Professor without Tenure, Rehabilitation Medicine, effective 8/1/2012**

Prior UW Appointment:

Lecturer Part-Time, Rehabilitation Medicine

Degrees:

- PhD, 2007, University of Pittsburgh
- MS, 2002, University of Pittsburgh
- MS, 2000, University of Bombay
- BS, 1998, University of Bombay

**Suriyaarachchi, Pradeep**

**Assistant Professor without Tenure, Rehabilitation Medicine, effective 8/12/2012**

Prior Non-UW Appointment:

Assistant Professor, Physical Medicine and Rehabilitation, Harvard Medical School

Degrees:

- MSC, 2011, Harvard University
- MD, 2002, University of Michigan (Ann Arbor)
- BA, 1997, University of Michigan (Ann Arbor)

**Department of Surgery**

**Keys, Kari Anne**

**Assistant Professor without Tenure, Surgery, effective 8/1/2012**

Prior UW Appointment:

Chief Resident, Surgery

Degrees:

- MD, 2006, University of California (San Francisco)
- BA, 2002, University of California (Berkeley)

**Kim, Sara**

**Research Professor, Surgery, effective 8/1/2012**

Prior Non-UW Appointment:

Associate Professor, Internal Medicine, University of California Los Angeles

Degrees:

- PhD, 1999, University of Washington
- MA, 1990, George Washington University
- BA, 1986, Scripps College

**Ko, Jason Hyunsuk**

**Assistant Professor without Tenure, Surgery, effective 8/1/2012**

Prior UW Appointment:

Fellow, Orthopaedics and Sports Medicine

Degrees:

- MD, 2004, Duke University
- BA, 1999, Duke University

**Parr, Zoe Eden**

**Assistant Professor without Tenure, Surgery, effective 7/1/2012**

Prior UW Appointment:

Acting Assistant Professor, temporary, Surgery

Degrees:

- MD, 2004, University of Calgary (Canada)
- BS, 2001, University of British Columbia (Canada)

**Riehle, Kimberly Jean**

**Assistant Professor without Tenure, Surgery, effective 7/1/2012**

Prior UW Appointment:

Acting Assistant Professor, temporary, Surgery

Degrees:

- MD, 2001, Emory University
- BA, 1996, Washington University

**Smith, Jason William**

**Assistant Professor without Tenure, Surgery, effective 8/13/2012**

Degrees:

- MD, 2002, Loyola University (Chicago)
- BA, 1993, Baylor University

**School of Nursing**

**Department of Biobehavioral Nursing and Health Systems**

**Reding, Kerryn W.**

**Assistant Professor without Tenure, Biobehavioral Nursing and Health Systems, effective 9/16/2012**

Prior UW Appointment:

Senior Fellow, Biobehavioral Nursing and Health Systems

Degrees:

- PhD, 2008, University of Washington
- MPH, 2002, University of Michigan
- BS, 1998, Arizona State University

## **Department of Family and Child Nursing**

**Kantrowitz-Gordon, Ira**

**Senior Lecturer, Part-time, Family and Child Nursing, effective 6/16/2012**

Prior UW Appointment:

Lecturer Part-Time, Family and Child Nursing

Degrees:

- MN, 1998, University of Washington
- BSN, 1995, University of Washington
- BSC, 1990, Brown University

## **School of Public Health**

### **Department of Environmental and Occupational Health Sciences**

**Cangelosi, Gerard A.**

**Professor without Tenure, Environmental and Occupational Health Sciences, effective 10/1/2012**

Prior UW Appointment:

Affiliate Associate Professor, Global Health

Degrees:

- PhD, 1983, University of California (Davis)
- BS, 1977, Michigan State University

## **Department of Epidemiology**

**Delaney, Joseph A.C.**

**Research Assistant Professor, Epidemiology, effective 8/1/2012**

Prior Non-UW Appointment:

Assistant Professor, College of Pharmacy, University of Florida

Degrees:

- PhD, 2008, McGill University (Canada)
- MA, 1997, Lakehead University (Canada)
- MSC, 1997, University of Western Ontario (Canada)
- BA, 1993, Lakehead University (Canada)
- BS, 1993, Lakehead University (Canada)

## **Department of Global Health**

**Slyker, Jennifer Ann**

**Assistant Professor without Tenure, Global Health, effective 7/1/2012**

Prior UW Appointment:

Acting Instructor, Global Health

Degrees:

- PhD, 2007, Open University (UK)
- MSC, 1998, Oxford University (UK)
- BA, 1997, Colgate University

**Department of Health Services**

**Petrescu-Prahova, Miruna**

**Assistant Professor without Tenure, Health Services, effective 9/1/2012**

Prior UW Appointment:

Research Associate, Statistics

Degrees:

- PhD, 2009, University of California (Irvine)
- MA, 2008, University of California (Irvine)
- MA, 2002, University of Bucharest (Romania)
- BA, 2000, University of Bucharest (Romania)

**University of Washington, Bothell**

**Education Program, Bothell**

**Naranjo, Jason Matthew**

**Assistant Professor, Education, Bothell, effective 9/16/2012**

Prior Non-UW Appointment:

Assistant Professor, Department of Special Education, San Diego State University

Degrees:

- PhD, 2009, University of Oregon
- MED, 2005, University of Oregon
- MS, 2005, University of Oregon
- BS, 2001, University of Oregon

**Nishihara, Ceri Marie**

**Lecturer, Full-time, Education, Bothell, effective 9/16/2012**

Degrees:

- PhD - Expected, 2012, University of Mississippi
- MBA, 2004, University of Nevada (Las Vegas)
- JD, 2001, University of Oregon
- BA, 1997, University of Oregon

**Science and Technology, Bothell**

**Choi, Seungkeun**

**Assistant Professor, Science and Technology, Bothell, effective 9/16/2012**

Prior Non-UW Appointment:

Adjunct Professor, Electrical Engineering, Southern Polytechnic State University, GA

Degrees:

- PhD, 2007, Georgia Institute of Technology
- MS, 2000, Pennsylvania State University
- Bachelor Of Engineering, 1997, Soongsil University (Korea)



**Jensen, Jeffrey Scott**

**Senior Lecturer, Full-time, Science and Technology, Bothell, effective 9/16/2012**

Prior Non-UW Appointment:

Senior Lecturer, Department of Biology, University of Maryland, College Park

Degrees:

- PhD, 1993, Harvard University
- AM, 1986, Harvard University
- BS, 1984, University of Washington

**Wacker, Douglas William**

**Lecturer, Full-time, Science and Technology, Bothell, effective 9/16/2012**

Degrees:

- PhD, 2007, University of Washington
- BS, 2001, University of Alaska
- BA, 1995, Indiana University

**UW Bothell School of Business**

**Fleming, Brandon Edward**

**Lecturer, Full-time, School of Business, Bothell, effective 9/16/2012**

Prior UW Appointment:

Lecturer Part-Time, School of Business, Bothell

Degrees:

- PhD, 2012, University of Washington
- MA, 2003, University of Michigan
- BA, 2000, University of Michigan

**UW Bothell School of Interdisciplinary Arts and Sciences**

**Anderson, Christian M.**

**Acting Assistant Professor, pending Ph.D., School of Interdisciplinary Arts and Sciences, Bothell, effective 9/16/2012**

Degrees:

- PhD - Expected, 2012, The Graduate Center of the City University of New York
- MA, 2004, Goshen College
- BA, 2002, University of Minnesota

**Ashbaugh, Leslie Ann**

**Senior Lecturer, Full-time, School of Interdisciplinary Arts and Sciences, Bothell, effective 9/16/2012**

Prior UW Appointment:

Lecturer Full-Time, School of Interdisciplinary Arts and Sciences, Bothell

Degrees:

- PhD, 1996, Northwestern University
- MA, 1991, Northwestern University
- BA, 1985, University of Arizona

**Dana, Karam**

**Assistant Professor, School of Interdisciplinary Arts and Sciences, Bothell, effective 9/16/2012**

Prior UW Appointment:

Lecturer Part-Time, School of Interdisciplinary Arts and Sciences, Bothell

Degrees:

- PhD, 2009, University of Washington
- MA, 2003, University of Washington
- BS, 2002, University of Washington

**University of Washington, Tacoma**

**Milgard School of Business, Tacoma**

**Perryman, Alexa Ann**

**Assistant Professor, Milgard School of Business, Tacoma, effective 9/16/2012**

Prior Non-UW Appointment:

Assistant Professor, Management, Texas Christian University

Degrees:

- PhD, 2008, Florida State University
- MBA, 2004, University of North Florida
- BA, 2000, Jacksonville State University

VII. STANDING COMMITTEES

A. Academic and Student Affairs Committee

Update on Pac-12 Networks

INFORMATION ONLY

Oral presentation with video.

# Pac -12 Networks





# Pac-12 Networks Overview

- **What it means for UW**

*Randy Hodgins*

*VP External Affairs*

- **What it means for UW ICA**

*OD Vincent III*

*Senior Associate Athletic Director*

- **What it means for UWTV**

*John Haslam*

*Associate VP/GM UWTV*



# Pac-12 Networks Overview

- Pac-12 Enterprises is the new media and content company for the Pac-12 Conference.
- Headquartered in San Francisco, the new company was created to develop and launch the Pac-12 Networks and to control the distribution of the Pac-12 intellectual property rights.
- The Pac-12 Networks launched nationally on August 15<sup>th</sup>, 2012.



# Pac-12 Networks

- The Pac-12 Networks is a full-time television network available on major cable and satellite providers and is dedicated solely to the Pac-12 and its members.
- The networks will televise more than 800 live sporting events annually and will showcase 12 Conference Championship events each year.
- Far more events than have been available in the past.



# Pac-12 Networks

- The network consists of a national network and six regional networks that provide 24/7 access to content about Pac-12 teams and the member universities.
- The Pac-12 Digital group encompasses the digital network, mobile applications, university websites, social media, and other emerging digital programs.





# What it means for UW

- More exposure for our athletic programs and student athletes.
- A national television platform for our Olympic sports.
- A national syndication platform for non-sports content.
  - Campus Tour video
  - Hope Solo video
- We are well positioned to take advantage of this opportunity.
  - UWTV

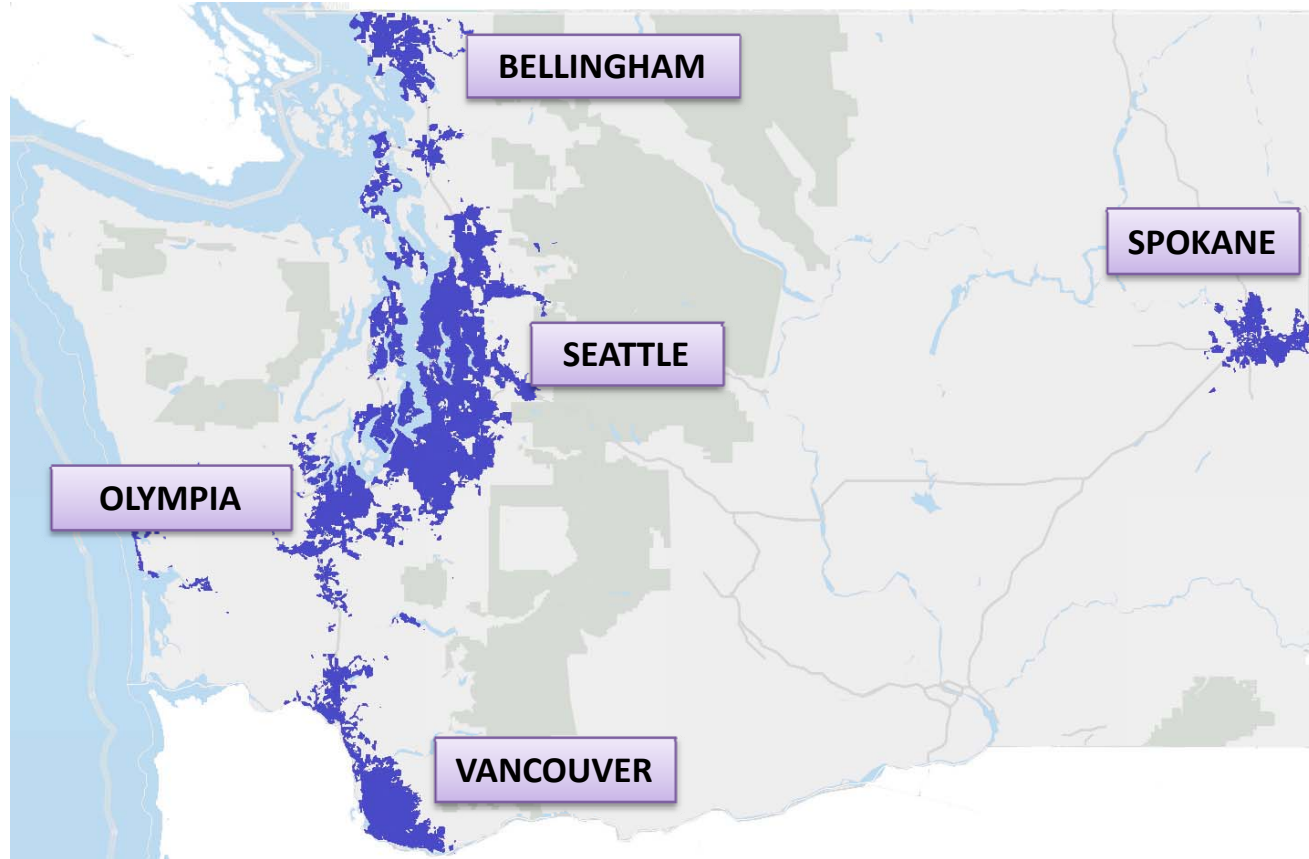


# What it means for UW fans

- More content, more access.
  - Connects our fans to the school in new and richer ways
- Changes in where/when/how they watch Husky sports.
  - ESPN/FOX
  - Pac-12 Network
  - Pac-12 Digital
  - Days/times (changes due to TV schedule)
- Access still a problem for some as the Enterprise builds its distribution network.
  - DISH Network came on board just last week



## Where to Watch



### PROVIDERS

- Comcast Cable (see map)
- Click!Network
- Coast
- DISH Network
- FiOS by Frontier
- J&N Cable
- Localtel
- Northland St.
- John Cable Co.
- Wave Broadband





# What it means for UW ICA

- Increased exposure for all of our 21 sports teams.
- Ability to showcase our student athletes and coaches via sports feature stories.
- Enhances our ability to be in front of more prospective student-athletes.



# What it means for UW ICA

- As the network grows we anticipate increase in revenue.
- Improved online presence and fan experience with Pac-12 Digital group.
- Significantly improved events with Pac-12 properties.



# What it means for UWTV

- A new platform for creation and distribution of video content.
- Ability to leverage the increased collaboration with UW ICA over past two years.



# What it means for UWTV

- UWTV will provide LIVE event crew for Pac-12 Network:
  - Olympic sports
  - Football and MBB in future years
  - Student involvement as crew
- 45-60 events this season
  - New work supporting jobs/families
- Provides a new source of revenue to the station



# What it means for UWTV

- Repurpose existing content
- Create compelling and consistent stories/messages across multiple distribution channels:
  - UWTV
  - Pac-12 Network
  - KOMO
  - Digital platforms





Hope Solo on UWTV – UW Athlete Alum Profile



# Q/A?



VII. STANDING COMMITTEES

A. Academic and Student Affairs Committee

Teaching and Learning at the University of Washington

INFORMATION ONLY

*Attachments*

Teaching and Learning Brief

Flipping the Classroom

# Teaching and Learning at the University of Washington: *Executive Summary*

---

At the University of Washington, undergraduate students experience research up close, through classes, conversations, and laboratory practice with some of the nation's—and world's—top researchers. These “academic close encounters” with leading researchers are the hallmark of a UW education; students learn from, and join, the people who are doing path-breaking research and scholarship in dozens of fields.

In UW classes, laboratories, internships and activities, students learn the vital research and critical thinking skills—analytical, writing and presentation skills—that will guide them in their own careers and spur the innovation and leadership the state, nation, and world require.

## **UW students learn through innovative instruction**

---

The University's research culture infuses teaching and learning. Research guides innovative, evidence-based teaching methods—engaging students through technology, in-depth discussion, tailored content, field trips, and research experiences—that successfully engage our tech-savvy, increasingly diverse 21<sup>st</sup> century students while preserving our timeless values of learning, citizenship, and service. Students receive personal instruction from experts with over 60% of UW classes enrolling fewer than 30 students. The average class size is just 38 students.

## **UW students learn through research**

---

The University's research culture provides undergraduate students with opportunities to investigate complex problems and discover solutions shoulder-to-shoulder with some of the world's best scholars. Each year over 5,800 undergraduates spend over one million hours devoted to research. The discipline and analysis required for research are essential skills in any field and provide a foundation for launching successful careers as leaders and innovators.

## **UW students learn about society's most pressing issues**

---

In UW classes designed to investigate the most important issues facing society today, students learn about the challenges of our century from scholars closest to the action. Cutting-edge courses examine pressing issues—environmental sustainability, global health, poverty and social justice, to name a few—helping students develop the knowledge and independence of mind to act as engaged local and global citizens. Instruction in over 50 world languages provides direct access to global communities, enabling our students to be active on all 7 continents.

## **UW students learn in and from the community**

---

Students enrich their understanding with experiential learning opportunities—through internships, partnerships with industry, field trips, service learning and training programs—in our local and global communities. Over 5,300 undergraduate students engage in university-sponsored service learning and public service each year.

## **UW students are leaders, working to improve the community and the world**

---

Students take on leadership roles across campus and beyond. Their energy, vision, and creativity are making an impact today and changing our communities for the better as they devote over half a million hours a year to local, regional, and global service. They are raising awareness of and providing solutions to real problems. The skills of inquiry they learn at the UW have lasting impact beyond campus.

# Teaching and Learning at the University of Washington: *Examples*

---

At the University of Washington, undergraduate students experience research up close, through classes, conversations, and laboratory practice with some of the nation's—and world's—top researchers. These “academic close encounters” with leading researchers are the hallmark of a UW education; students learn from, and join, the people who are doing path-breaking research and scholarship in dozens of fields.

In UW classes, laboratories, internships and activities, students learn the vital research and critical thinking skills—analytical, writing and presentation skills—that will guide them in their own careers and spur the innovation and leadership the state, nation, and world require.

## UW students learn through innovative instruction

---

The University's research culture infuses teaching and learning. Research guides innovative, evidence-based teaching methods—engaging students through technology, in-depth discussion, tailored content, field trips, and research experiences—that successfully engage our tech-savvy, increasingly diverse 21<sup>st</sup> century students while preserving our timeless values of learning, citizenship, and service. Students receive personal instruction from experts with over 60% of UW classes enrolling fewer than 30 students. The average class size is just 38 students.

### Examples include:

- **“Flipping” the classroom**—Linda Martin-Morris has taken her 120-student, lecture-style class and “flipped” it, asking students to watch videos of lectures before class in order to free up class time for more active learning tasks. Once in class, students engage in focused discussion of material that extends and deepens the understanding of the topic.  
Linda Martin-Morris, Lecturer, Biology, [lmorris@uw.edu](mailto:lmorris@uw.edu)
- **Moving office hours online, for student convenience**—Chemistry professor AJ Boydston uses the *Canvas* learning management system to hold online office hours at times that are more convenient for his students. Live chat, PowerPoint slides, and an online whiteboard allow him to interact with students remotely and effectively. Sessions can be recorded and kept online for future review. More students are able to seek one-to-one help and student feedback shows they appreciate and are comfortable with the format.  
Presentation: <http://www.washington.edu/ist/news/2012/ignite-recap>  
AJ Boydston, Assistant Professor, Chemistry, [boydston@chem.washington.edu](mailto:boydston@chem.washington.edu)
- **Remotely controlling labs**—UW-Bothell's pioneering B.S. in Electrical Engineering hybrid degree combines on-site and remote learning. Students can complete experiments at home using an innovative lab equipped with instruments that can be remotely controlled over the Internet.  
<http://uwbdr.uwb.edu/ee>  
Warren Buck, Director, Electrical Engineering, UWB, [wbuck@uw.edu](mailto:wbuck@uw.edu)
- **Using a back-channel chat tool for student-to-student interaction during lectures**—Professor Mike Eisenberg of the Information School uses an in-house developed web chat tool, *Yarn*, to give students a way to ask and answer questions in real time without disrupting a lecture; *Yarn* also allows collaborative note-taking.  
Presentation: <http://www.washington.edu/ist/news/2012/ignite-recap>  
Mike Eisenberg, Professor and Dean Emeritus, Information School, [mbe@uw.edu](mailto:mbe@uw.edu)
- **Inviting public officials into the classroom**—UWT's combined student/citizen course “Urban Government and Organizations” facilitates unique collaborations, Public officials speak in the class each week, which is open to citizens.  
Article: <http://www.tandfonline.com/doi/full/10.1080/03098265.2011.638706>  
Mark Pendas, Assistant Professor, Urban Studies, UWT, [pendras@uw.edu](mailto:pendras@uw.edu)

- **Recording lectures—improving access, review, and use of class time**— Instructors record lectures before or during class using a new, UW-IT supported lecture capture system, *Tegrity*. Review is easier—especially valuable to students with disabilities and English-language learners. The ability to film and post lectures online also allows instructors to hold classes despite bad weather or to “flip” classes—viewing lectures before class to free up class time for discussion, practice, and student collaboration.

<https://depts.washington.edu/tegrity/>

Video: <http://youtu.be/Kx8vcKgnR0o>

- **Providing video feedback on student writing**—UW-Tacoma is providing video feedback (“veedback”) on student essays in freshman composition classes, a practice that allows for focused attention, personalization, and tone. Students overwhelmingly preferred video review of their work to written feedback.
- **Engaging students with polling tools in large classes**—Faculty in a variety of large introductory courses are using personal response devices (“clickers” and other polling tools) to gather instant feedback on student engagement and understanding. Departments include: Biology, Chemistry, Physics, Communication, Program on the Environment, Biological Structure, Earth and Space Sciences, and the Information School.
- **Adding online options**—Foreign language and linguistics courses went from a 5x/week classroom model to a 3x (classroom) + 2x (online) model using *Moodle*, a learning management system. The new approach allows more students to enroll and has resulted in improved learning outcomes.

<http://www.washington.edu/lst/help/profiles/Riki%20Thompson>

Riki Thompson, Assistant Professor, Rhetoric & Composition, UWT, [rikiki@uw.edu](mailto:rikiki@uw.edu)

Julia Herschensohn, Chair, Linguistics, [herschen@uw.edu](mailto:herschen@uw.edu)

Hedwige Meyer, Senior Lecturer, Linguistics, [hedwige@uw.edu](mailto:hedwige@uw.edu)

- **Designing innovative spaces for collaborative learning**—Student teams make extensive use of new, flexible spaces that make it easy to work in teams. Allen Library South was transformed into a Research Commons with movable furniture and dividers, whiteboards, and large screen displays. A similar set of spaces have been created in the Beardslee Building on the UW-Bothell campus.

<http://commons.lib.washington.edu/>

Article: <http://goo.gl/OYhXW>

- **Supporting a faculty culture of innovation and scholarship around teaching and learning**
  - **Sharing teaching tips with colleagues**—In 2012 participation quadrupled in Faculty and Professional Learning Communities hosted by The Center for Teaching and Learning. Topics to date include engaging students in large classes, social media, service learning, and teaching English Language Learners.
  - **Researching effective teaching techniques**—The Biology department is a national leader in scholarship on effective instructional techniques, such as engaging students in large classes and using Bloom’s Taxonomy to evaluate and develop effective assessments. The department hosts the Biology Education Research Group (BERG), a weekly seminar attended by instructors from UW and beyond.
  - **Helping faculty incorporate online learning**—The Hybrid Course Development Institute is a 10-week professional development program for UW-Bothell faculty. It is delivered in a hybrid format, with in-class and online elements using Blackboard, to give faculty participants a “student’s experience.” Diverse faculty have developed twenty hybrid courses and counting. Several are exploring partnering with other universities, for example, a partnership with New York University (NYU) in which UW-Bothell students could earn UWB EE credit for taking one of NYU’s online courses.

<http://www.washington.edu/teaching/>

List of publications: <http://uw-berg.wetpaint.com/page/Articles+by+BERG+members>

Scott Freeman, Lecturer, Biology, [srf991@uw.edu](mailto:srf991@uw.edu)

Mary Pat Wenderoth, Lecturer, Biology, [mpw@uw.edu](mailto:mpw@uw.edu)

<http://goo.gl/QSmb2>

## UW students learn through research

---

The University's research culture provides undergraduate students with opportunities to investigate complex problems and discover solutions shoulder-to-shoulder with some of the world's best scholars. Each year over 5,800 undergraduates spend over one million hours devoted to research. The discipline and analysis required for research are essential skills in any field and provide a foundation for launching successful careers as leaders and innovators.

### Examples include:

- **Searching for water on Mars**—Nancy Thomas maps the locations of water-related minerals to help determine if there was ever water on Mars. She also analyzes data from the Kepler Spacecraft in search for new planets orbiting other stars. She began her research as part of the Washington NASA Space Grant Summer Undergraduate Research Program. She works with mentors Joshua Bandfield of Earth and Space, and Eric Agol and Andrew Becker of Astronomy. Thomas received the Astronomy Department's 2012 Baer Prize for undergraduate scholarship and service.

Joshua Bandfield, Research Assistant Professor, ESS, [joshband@uw.edu](mailto:joshband@uw.edu)

Eric Agol, Associate Professor, Astronomy, [agol@astro.washington.edu](mailto:agol@astro.washington.edu)

Andrew Becker, Research Assistant Professor, Astronomy, [becker@astro.washington.edu](mailto:becker@astro.washington.edu)

- **Using brain stimulation to rehabilitate spinal cord injuries**—Eric Sechrist works with Chet Moritz (Assistant Professor of Rehabilitation Medicine, and Physiology and Biophysics) to research rehabilitation following cervical spinal cord injury. Currently they are focusing on brain stimulation that releases dopamine and its role in movement recovery.

Chet Motz, Assistant Professor, Rehabilitation Medicine, Physiology & Biophysics, [ctmoritz@uw.edu](mailto:ctmoritz@uw.edu)

- **Examining the impacts of wind farms**—Shawn Friang conducted a case study into unequal siting of large-scale wind farms and industrial plants, while Eric Hopson examined local citizens' ability to participate in siting decisions for wind farms. Both students collaborated with UW Bothell Assistant Professor Gwen Ottinger.

Gwen Ottinger, Assistant Professor, IAS, UWB, [ottinger@uw.edu](mailto:ottinger@uw.edu)

- **Developing direct-to-target cancer treatments**—To reduce the toxicity of chemotherapy, two Bioengineering majors are developing molecules to take drugs directly to cancer cells, bypassing healthy tissue. Danee Hidano is synthesizing carbohydrate-polymers to deliver drugs to receptors on target cells, while Benjamin Dulken researches encapsulating chemotherapeutic drugs inside nanoparticles.

Daniel Ratner, Professor, Bioengineering, [dratner@uw.edu](mailto:dratner@uw.edu)

Suzie Pun, Associate Professor, Bioengineering, [spun@uw.edu](mailto:spun@uw.edu)

- **Designing a tool to increase energy efficiency in the home**—Justin Brown is working with mentor Daniel Kirschen (Professor of Electrical Engineering) to develop a computer system that acts behind the scenes (in homes and workplaces) to allocate electricity efficiently to delay or initiate tasks, such as laundry and dishwashing, so that they occur at times where power rates are at their lowest.

Daniel Kirschen, Professor, EE, [kirschen@uw.edu](mailto:kirschen@uw.edu)

- **Creating a new kind of dirt**—Brian Hite works with the City of Tacoma to develop an innovative synthetic soil mixture for use in storm water rain gardens.

<http://www.tacoma.uw.edu/center-urban-waters>

Joel Baker, Director, Center for Urban Waters, [jebaker@uw.edu](mailto:jebaker@uw.edu)

- **Designing a circuit model of gene interaction, for teachers and students**—Bioengineering Professor Herbert Sauro and undergraduate Bennet Ng are designing an electrical circuit that models gene interactions for use as a teaching tool in high school and undergraduate biology classes. Sauro raised more than \$1,100 from donors on the crowd-funding site Microryza that will help him and Ng build the prototype, as well as pay for educational materials.

<https://www.microryza.com/projects/genetic-circuits-for-interactive-learning>

Herbert Sauro, Associate Professor, Bioengineering, [hsauro@uw.edu](mailto:hsauro@uw.edu)

- **The annual Undergraduate Research Symposium allows over 1,000 students to present their work to the broader community each year.**

<http://exp.washington.edu/urp/symp/>



## UW students learn about society's most pressing issues

---

In UW classes designed to investigate the most important issues facing society today, students learn about the challenges of our century from scholars closest to the action. Cutting-edge courses examine pressing issues—environmental sustainability, global health, poverty, and social justice, to name a few—developing the knowledge and independence of mind to act as engaged local and global citizens. Instruction in over 50 world languages provides direct access to global communities, enabling our students to be active on all 7 continents.

### Examples include:

- **Examining the relationships between global health and human rights**—Law Professor Beth Riven's course examines the interdependence and tensions between the fields of public health and human rights law, exploring the impact of health policies and programs on human rights.  
GH 516/LAW 540/SIS 590B, Health and Human Rights, Spring 2012  
Beth Riven, Director, Associate Professor, Law, [brivin@uw.edu](mailto:brivin@uw.edu)
- **Learning journalism by doing**—Communication Professor Phil Howard's "Comparative Media Systems" and "Basic Concepts of New Media" classes run like newsrooms. The course gives student teams the opportunity to disseminate their findings to journalists, policy makers, and researchers around the world. Student reporting has been featured by the Seattle Times, USA Today, NPR, and the BBC. Projects include:
  - **Conducting a city-wide audit of mobile phone habits of Seattle drivers**—In 2010, teams provided useful metrics at a time when the state was evaluating legislation to discourage driving and mobile phone use.
  - **Studying the educational experience of young adults in Seattle's for-profit colleges in 2011**  
COM 300, Basic Concepts of New Media; COM 420, Comparative Media Systems  
Phil Howard, Associate Professor, Communication, [pnhoward@uw.edu](mailto:pnhoward@uw.edu)
- **Improving biodiversity by participating in global conservation efforts, *in situ***—As part of an environmental science course, undergraduates join an ongoing research project in eastern Kenya with UW Tacoma Professor John Banks. Students work with local colleagues to understand the link between endangered bird species and arthropod biodiversity. Professor Banks also coordinates a tri-campus restoration ecology network.  
John Banks, Professor, IAS, UWT, [banksj@uw.edu](mailto:banksj@uw.edu)
- **Learning through serving those with disabilities and differences**—In the undergraduate course "Community Service Learning," students apply social work theory to practice, advocate for social justice, and are involved in community service. Students learn by connecting classroom theory and community-based experience through the completion of community-based projects in social work-type agencies.  
SOC WF 315, Community Service Learning, Spring 2012  
Rachel Vaughn, Director, Carlson Leadership & Public Service Center, [rvaughn@uw.edu](mailto:rvaughn@uw.edu)
- **Developing conservation plans for the Nature Conservancy**—Graduate students from diverse disciplines meet in an Environmental and Forest Sciences course where they collaborate with The Nature Conservancy (TNC). Together they redesign a TNC property portfolio using current data sets and produce actionable recommendations to the TNC.  
SEFS 521B, Connectivity Planning, Winter 2012  
Josh Lawler, Associate Professor, School of Forest Resources, [jlwaler@uw.edu](mailto:jlwaler@uw.edu)
- **Acquiring skills for creating Smart Grids**—In Electric Engineering's Professional and Continuing Education certificate in "Smart Grid & Renewable Energy," students learn how to use low-cost communication, sensing, and computing technologies to make the power grid smarter and more flexible to accommodate power from unpredictable green energy sources. It is just one of a number of PCE certificates and degree programs in Environment and Sustainability.  
<http://www.ee.washington.edu/admissions/pmp/certificates.html>  
<http://www.pce.uw.edu/environment-sustainability.html>



## UW students learn in and from the community

---

Students enrich their understanding with experiential learning opportunities—through internships, partnerships with industry, field trips, service learning and training programs—in our local and global communities. Over 5,300 undergraduate students engage in university-sponsored service learning and public service each year.

### Examples include:

- **Learning about politics up close**—Students intern in the state legislature; student reporting on 2012 state and national primaries in Communication's *Election Eye* has been reprinted in local and national media.  
<http://blogs.seattletimes.com/uwelectioneye/>
- **Tutoring local, rural, and tribal youth**—Over 1,000 undergraduates are service-learners and volunteers as part of the Pipeline Project. The project places tutors and mentors in Seattle Public Schools, coordinates an Alternative Spring Break program, and is active in rural and tribal communities.  
<http://www.washington.edu/uwired/pipeline/>
- **Leading the nation in meeting children's educational needs**—The UW was named to the President's Community Service Honor Roll (2009) in the area of Early Childhood Education, in recognition of the work of JumpStart Seattle at the University of Washington, the Early Childhood and Family Studies program, and the Experimental Education Unit. As part of Jumpstart Seattle, over 100 students make a year-long commitment to work with hundreds of low-income children in preschool classrooms to build language, literacy, social, and emotional skills. The UW Jumpstart program is among the top five in the country.  
<http://depts.washington.edu/jstart/>
- **Creating and curating glass arts with local experts**—UW-Tacoma and the Museum of Glass offer internships for students from across campus; students are involved in all aspects of the development of two exhibitions to debut in January 2013. In addition, UWT offers a new high-demand course in "Glass Arts" (led by instructor Scott Darlington of the Pratt Fine Arts Center) in which students learn about studio glass-making methods, creating a portfolio of glass artwork displayed for Museum visitors to enjoy.  
T ARTS 336, Glass Arts, Spring 2012  
Scott Darlington, Lecturer, IAS, UWT, [rsd7@uw.edu](mailto:rsd7@uw.edu)
- **Bringing health services to a tribal community, and bringing the tribal community to higher education**—Pharmacy students engage in clinical training and student internships with the Nisqually tribe, thanks to partnerships between faculty and tribal leaders. As a result of the partnership, they were able to secure an ARRA grant to help establish a tribal pharmacy and IT systems, and a King County Health Department grant to fund student outreach on tobacco cessation. This partnership has increased interest among tribal members in enrolling in the School of Pharmacy.  
Donald Downing, Clinical Professor, School of Pharmacy, [dondown@uw.edu](mailto:dondown@uw.edu)
- **Interning at a military base**—2012 inaugurates a partnership between UWT and Joint Base Lewis-McChord (JBLM). Undergraduates are interning in the planning department and the chief of staff's office, and on a new research project in the human resources division.  
Lisa Hoffman, Associate Professor, UWT, [hoffmanl@uw.edu](mailto:hoffmanl@uw.edu)
- **Working with community clients on city planning**—Through internships and capstone projects, students in the College of Built Environment's Community, Environment, and Planning program work with community "clients" to brainstorm, scope, and complete projects that benefit the partner organization or the community as a whole. In 2011–2012, students worked with the City of Seattle, the City of Bellevue, Sightline Institute, IslandWood, Solid Ground, Tent City, Seattle's P-Patch network, and a local elementary school.  
<http://cep.caup.washington.edu/overview.php>

## UW students are leaders, working to improve the community and the world

---

Students take on leadership roles across campus and beyond. Their energy, vision, and creativity are making an impact today and changing our communities for the better as they devote over half a million hours a year to local, regional, and global service. They are raising awareness of and providing solutions to real problems. The skills of inquiry they learn at the UW have lasting impact beyond campus.

### Examples include

- **Solving molecular and disease puzzles with an online game**—Undergraduate CSE students helped develop the Foldit project, in which computer gamers around the world help medical researchers by decoding the folding patterns of disease-related proteins. In 2011 gamers solved the structure of an AIDS-related enzyme, a major break-through for AIDS research. <http://fold.it/portal/>
- **Founding a company to help women rise above poverty**—UW Business School student, Kohl Crecelius, co-founded the company Krochet Kids that teaches women in poverty to crochet hats and pays them a living wage for their work. Each hat (sold in Nordstroms and other high-end stores under the slogan *Buy a hat. Change a life.*) comes with the personal story of the woman who made it. Krochet Kids won the “Best Social Idea” at the UW Center for Innovation and Entrepreneurship Business Plan Competition in 2008. It has grown around 250% a year, employs 122 women from a war-torn province in Uganda, and is expanding to Peru. <http://www.foster.washington.edu/centers/cie/businessplancompetition/Pages/BPC.aspx>  
<http://www.krochetkids.org/>
- **Creating an underwater robot for local scientists**—A 16-member team of undergraduates from diverse disciplines designed and created an underwater robot to lend to scientists mapping the floor of Puget Sound, saving the scientists the cost of renting a robot. The designers have entered their robot in the international Marine Advanced Technology Education underwater robotics competition. Article: <http://goo.gl/gDZD2>  
Trevor Uptain, team captain, [trevoru@uw.edu](mailto:trevoru@uw.edu)
- **Backing student-run environmentally sustainable projects around campus**—Deeply committed students created the Campus Sustainability Fund (CSF) to devote a portion of student fees to funding environmentally sustainable projects across campus. CSF support has enlarged the student-run UW Farm, raised awareness of composting, and funded fix-it-yourself bike stations around campus. 2012–2013 Fund projects include a “green wall” of plants on the side of Gould Hall, a bioswale to filter pollutants from stormwater run-off from a parking lot, and an onsite composting facility on the UW campus. <http://f2.washington.edu/oess/csf/>
- **Using an online game to support local wetlands restoration**—Responding to concerns for local ecosystems, UW-Bothell students created a Facebook game—*UWB Wetlands Restoration*—to raise funds and awareness. The game’s 25-day cycle models 50 years of restoration work. Supported by a partnership led by the Center for Serious Play, proceeds benefit the Wetlands Restoration project. The game was featured in *VentureBeat*, an online blog that reviews innovative technology and applications. Jordan Weisman, Executive Director, Center for Serious Play, [Jordan@uwbcsp.com](mailto:Jordan@uwbcsp.com)
- **Researching best practices to advise public officials**—UW-Tacoma Criminal Justice students Lauren Vetsch, Rebecca Knecht, and Stacy Kahler helped develop a position paper for the Tacoma City Council on evidence-based practices in policing. The position paper made an impact on policy decisions and was forwarded by the Police Chief to rank and file officers, who appreciated the recognition for what they do on a daily basis. Carol Donaldson, Associate Director, Social Work, UWT, [cdonalds@uw.edu](mailto:cdonalds@uw.edu)
- **Building a biodiesel plant on campus**—Engineering and business students are gaining the skills they need to become future energy innovators and leaders through the Biodiesel Cooperative, a project to build and operate an entirely student-run, financially sustainable biodiesel plant on campus to produce biodiesel from waste oil collected from campus restaurants and distribute it to campus biodiesel users. <https://sites.google.com/a/uw.edu/biodiesel-cooperative-at-the-university-of-washington/>

- **Revolutionizing jazz music**—Music students rehearse in the style of professional jazz musicians in Professor Cuong Vu’s demanding classes that emphasize jazz fundamentals with an ultramodern twist. They select and develop the music, improvise freely, incorporate personal musical influences, and eventually write their own music. Vu helps students find their voices as musicians—voices that are revitalizing the Seattle jazz scene. Former students play in Vu’s various bands and students organize the annual Improvised Music Project festival that features internationally acclaimed jazz artists along with their own original music.

Cuong Vu, Assistant Professor, School of Music, Jazz Studies, [cuongvu@u.washington.edu](mailto:cuongvu@u.washington.edu)  
<http://www.washington.edu/facultystaff/awards/2010-recipients/cuong-vu/>
- **Monitoring local water quality**—UW-Tacoma students and First Creek Middle School students monitor water quality on a storm water impacted creek that empties into the Puyallup River as part of the Joint First Creek Monitoring and Stewardship Project. The City of Tacoma awarded the project a *Make a Splash!* grant in 2010.

Joyce Dinglasan-Panlilio, Research Faculty, Center for Urban Waters, UWT, [jdignpan@uw.edu](mailto:jdignpan@uw.edu)
- **Leading student-community research partnerships on water quality**—SoundCitizen was started in 2008 by a group of undergraduates who wondered if it was possible to detect human-originated compounds in the water systems. They honed their research skills detecting levels of cooking spices in local waters and now apply those skills to studying pollutants. SoundCitizen encourages involvement by volunteers and school groups who collect water samples, perform a series of basic chemical tests, then mail samples to the SoundCitizen lab to be further analyzed for emerging pollutants. <https://depts.washington.edu/soundcit/about/>
- **Making meaningful contributions and earning leadership-based scholarships**—Many students have been recognized by the Mary Gates Leadership Scholarship for their outstanding leadership contributions, including:

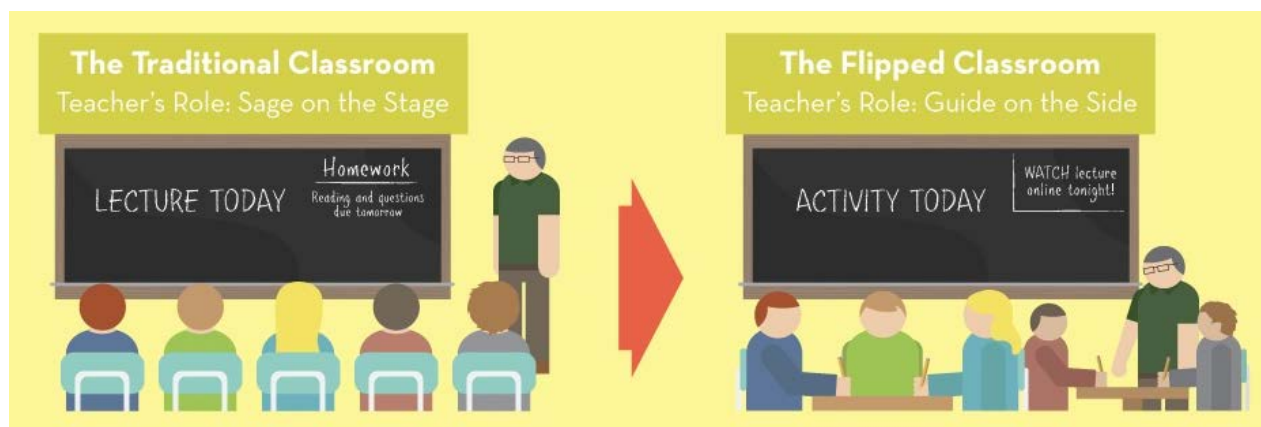
  - Bryan Dosono serves as an appointed commissioner for the City of Seattle’s Citizens’ Telecommunications and Technology Advisory Board, a group that advises the Mayor and City Council. He earned the attention of the community through his work refurbishing computers for the underserved through a nonprofit that makes technology accessible to communities worldwide. Dosono received the Ellis Civic Fellowship for his commitment to bettering the community by promoting digital inclusion.
  - Chelsey Jay, a senior in Environmental Science and Resource Management, has worked with fellow students to develop an environmental-science-based curriculum for students at the Quileute Tribal School in La Push, WA. <http://www.washington.edu/uaa/mge/about/scholarslist.htm>

## FLIPPING THE CLASSROOM

### DESCRIPTION

Lectures are a time-honored method for engaging students, conveying information, and posing questions. The lecture format sometimes includes opportunities for students to ask or answer questions. Yet data-driven research on teaching and learning has long indicated that the lecture is only one way to engage students in learning. Other teaching approaches promote and advance student learning while responding effectively to changes in student and faculty demographics. Teaching scholars have successfully explored non-tech, low-tech, and high-tech ways to apply these research findings in their courses.

“Flipping the Classroom” refers to a collection of practices that increase active learning, allow students to review lectures or parts of lectures at their own pace, and use class time to grapple with the most challenging material, in ways that rely on faculty expertise. Technologies now make it possible for faculty and students to benefit extensively from research on active learning by providing accessible alternatives to the “in-class lecture, out-of-class homework” model. In the “flipped” classroom, students “attend” the lecture at home or in the library, while class time is spent on case studies, group projects, complex problem sets, and collaborative work, in the interest of increasing student learning through increasing their active engagement. In this model, faculty members can use class time to focus on areas that students find the most challenging.



### RESOURCES ON “FLIPPING THE CLASSROOM”

“Things you should know about Flipped Classroom” *Educause Learning Initiative*.

<http://net.educause.edu/ir/library/pdf/ELI7081.pdf>

“Flipping the Classroom Requires More Than Video” Kevin Makice for *Wired*. April 2012.

<http://www.wired.com/geekdad/2012/04/flipping-the-classroom/>

“Leaving Lectures Behind” Sept 2011. Article at NC State University.

<http://www.ncsu.edu/features/2011/09/leaving-lectures-behind/>

Cynthia Furse, 2011. “Lecture-Free Engineering Education,” *IEE Antennas and Propagation Magazine* 53(5). Available as a PDF through UW Libraries.

Furse’s workshop materials: <http://ctle.utah.edu/instructor-resources/hybrid-courses-furse.php>

VII. STANDING COMMITTEES

B. Finance, Audit and Facilities Committee

Report of Contributions – June and July 2012

For information only.

*Attachments*

1. UW Foundation Report of Contributions for June 2012
2. UW Foundation Report of Contributions for July 2012

# Report of Contributions

All Areas | June 2012

## ANNUAL PROGRESS BY CONSTITUENCY

School	Current Month				Year to Date			
	Gifts	Private Grants	Total	Donors <sup>1</sup>	Gifts	Private Grants	Total	Donors
UW Medicine	\$2,891,046	\$6,507,456	\$9,398,502	2,522	\$29,272,105	\$87,832,906	\$117,105,011	15,880
Arts and Sciences	\$5,644,436	\$490,591	\$6,135,027	1,559	\$18,308,722	\$10,321,350	\$28,630,072	13,296
Broadcast Services	\$136,916		\$136,916	8,455	\$6,997,556		\$6,997,556	19,560
Built Environments	\$124,597		\$124,597	123	\$1,314,922	\$5,000	\$1,319,922	1,054
Business School	\$1,116,398		\$1,116,398	549	\$20,055,354	\$45,000	\$20,100,354	4,568
Dentistry	\$105,823		\$105,823	146	\$1,580,736	\$55,404	\$1,636,141	1,329
Education	\$364,726	\$159,913	\$524,639	490	\$1,387,346	\$6,076,092	\$7,463,438	1,659
Engineering	\$3,013,056	\$581,157	\$3,594,213	356	\$13,991,553	\$8,534,271	\$22,525,824	4,219
Environment	\$301,022	\$122,481	\$423,503	244	\$4,309,600	\$5,820,219	\$10,129,819	2,489
Evans School of Public Affairs	\$11,275	\$202,483	\$213,758	79	\$266,564	\$1,326,679	\$1,593,243	551
Graduate School	\$6,337	\$26,936	\$33,273	70	\$1,033,290	\$886,209	\$1,919,499	309
Information School	\$263,892	\$60,096	\$323,988	88	\$765,112	\$242,772	\$1,007,884	868
Intercollegiate Athletics	\$5,251,027		\$5,251,027	19,331	\$33,580,010		\$33,580,010	22,874
Law	\$262,249	\$19,550	\$281,799	333	\$1,875,146	\$158,242	\$2,033,388	1,894
Libraries	\$204,334		\$204,334	403	\$1,989,175		\$1,989,175	5,077
Minority Affairs	\$57,200		\$57,200	140	\$1,080,734	\$18,400	\$1,099,134	809
Nursing	\$170,114	\$23,847	\$193,961	112	\$2,158,012	\$789,280	\$2,947,291	1,495
Pharmacy	\$34,648	\$73,741	\$108,389	87	\$1,004,664	\$9,879,076	\$10,883,740	1,346
President's Funds	\$15,271		\$15,271	101	\$591,920		\$591,920	1,297
Public Health	\$68,417	\$1,078,359	\$1,146,776	95	\$657,492	\$10,909,384	\$11,566,876	748
Social Work	\$126,396	\$83,916	\$210,312	112	\$1,927,800	\$1,691,749	\$3,619,549	953
Student Life	\$76,844		\$76,844	252	\$6,353,413		\$6,353,413	3,844
Undergraduate Academic Affairs	\$126,279	\$250,000	\$376,279	71	\$587,682	\$1,449,430	\$2,037,112	850
University Press	\$8,650		\$8,650	9	\$203,245		\$203,245	210
UW Alumni Association	\$132,701		\$132,701	2,364	\$1,136,496		\$1,136,496	19,208
UW Bothell	\$19,819		\$19,819	109	\$593,634	\$3,374,357	\$3,967,991	676
UW Tacoma	\$1,060,657		\$1,060,657	140	\$4,792,452	\$80,190	\$4,872,642	980
Other University Support	\$143,566	\$1,000	\$144,566	232	\$4,174,434	\$1,616,603	\$5,791,037	2,134
<b>Total</b>	<b>\$21,737,695</b>	<b>\$9,681,526</b>	<b>\$31,419,221</b>	<b>37,131</b>	<b>\$161,989,170</b>	<b>\$151,112,612</b>	<b>\$313,101,782</b>	<b>111,145</b>

## MONTHLY HIGHLIGHTS

The UW received \$31.42M in total private voluntary support (\$21.74M in gifts and \$9.68M in grants) in the current month.

Areas including Arts and Sciences, Broadcast Services, Business School, Education, Evans School of Public Affairs, Graduate School, Information School, Intercollegiate Athletics, Nursing, Pharmacy, UW Alumni Association and UW Bothell are ahead of last year's year-to-date totals.

<sup>1</sup> Donors are defined as those entities who have a credit amount of greater than \$0.00.

The donor total at the bottom of the chart is not a cumulative total of the rows above. The donor total is the number of unique donors who have been credited with a gift to the UW during the given time period.

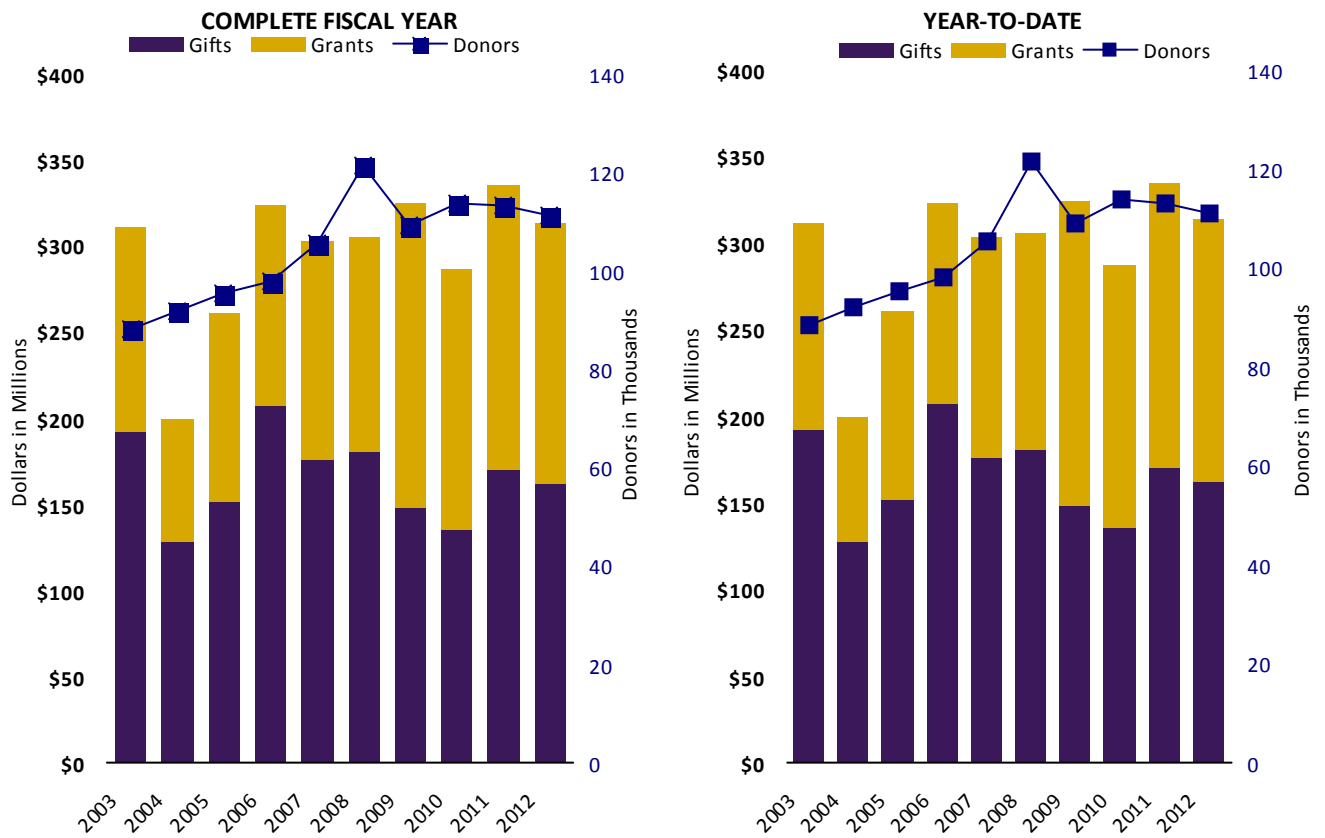
**DEVELOPMENT SUMMARY BY CONSTITUENCY**

School	Current Month		Year to Date		Prior Year to Date		Prior Year Total	
	Total	Donors	Total	Donors	Total	Donors	Total	Donors
UW Medicine	\$9,398,502	2,522	\$117,105,011	15,880	\$127,994,691	15,832	\$127,994,691	15,832
Arts and Sciences	\$6,135,027	1,559	\$28,630,072	13,296	\$26,366,179	14,021	\$26,366,179	14,021
Broadcast Services	\$136,916	8,455	\$6,997,556	19,560	\$2,945,722	21,519	\$2,945,722	21,519
Built Environments	\$124,597	123	\$1,319,922	1,054	\$4,097,082	1,304	\$4,097,082	1,304
Business School	\$1,116,398	549	\$20,100,354	4,568	\$14,099,968	4,136	\$14,099,968	4,136
Dentistry	\$105,823	146	\$1,636,141	1,329	\$4,880,520	1,371	\$4,880,520	1,371
Education	\$524,639	490	\$7,463,438	1,659	\$4,453,458	1,322	\$4,453,458	1,322
Engineering	\$3,594,213	356	\$22,525,824	4,219	\$28,104,317	4,207	\$28,104,317	4,207
Environment	\$423,503	244	\$10,129,819	2,489	\$10,224,490	2,596	\$10,224,490	2,596
Evans School of Public Affairs	\$213,758	79	\$1,593,243	551	\$1,259,897	536	\$1,259,897	536
Graduate School	\$33,273	70	\$1,919,499	309	\$1,904,156	260	\$1,904,156	260
Information School	\$323,988	88	\$1,007,884	868	\$978,535	747	\$978,535	747
Intercollegiate Athletics	\$5,251,027	19,331	\$33,580,010	22,874	\$25,769,643	24,108	\$25,769,643	24,108
Law	\$281,799	333	\$2,033,388	1,894	\$3,954,968	1,671	\$3,954,968	1,671
Libraries	\$204,334	403	\$1,989,175	5,077	\$2,221,330	5,602	\$2,221,330	5,602
Minority Affairs	\$57,200	140	\$1,099,134	809	\$1,125,063	762	\$1,125,063	762
Nursing	\$193,961	112	\$2,947,291	1,495	\$2,572,650	1,476	\$2,572,650	1,476
Pharmacy	\$108,389	87	\$10,883,740	1,346	\$3,449,822	1,256	\$3,449,822	1,256
President's Funds	\$15,271	101	\$591,920	1,297	\$4,660,973	1,419	\$4,660,973	1,419
Public Health	\$1,146,776	95	\$11,566,876	748	\$20,982,432	728	\$20,982,432	728
Social Work	\$210,312	112	\$3,619,549	953	\$3,825,867	922	\$3,825,867	922
Student Life	\$76,844	252	\$6,353,413	3,844	\$24,665,211	3,351	\$24,665,211	3,351
Undergraduate Academic Affairs	\$376,279	71	\$2,037,112	850	\$2,135,761	545	\$2,135,761	545
University Press	\$8,650	9	\$203,245	210	\$1,525,915	215	\$1,525,915	215
UW Alumni Association	\$132,701	2,364	\$1,136,496	19,208	\$943,635	17,676	\$943,635	17,676
UW Bothell	\$19,819	109	\$3,967,991	676	\$1,890,127	753	\$1,890,127	753
UW Tacoma	\$1,060,657	140	\$4,872,642	980	\$5,207,539	798	\$5,207,539	798
Other University Support	\$144,566	232	\$5,791,037	2,134	\$2,397,723	2,095	\$2,397,723	2,095
<b>Total<sup>1</sup></b>	<b>\$31,419,221</b>	<b>37,131</b>	<b>\$313,101,782</b>	<b>111,145</b>	<b>\$334,637,675</b>	<b>113,114</b>	<b>\$334,637,675</b>	<b>113,114</b>

<sup>1</sup> The donor total at the bottom of the chart is not a cumulative total of the rows above. The donor total is the number of unique donors who have been credited with a gift to the UW during the given time period.



### FISCAL YEAR COMPARISON OF TOTAL CONTRIBUTIONS



Fiscal Year	Complete Fiscal Year				Year to Date			
	Gifts	Private Grants	Total	Donors	Gifts	Private Grants	Total	Donors
2011-2012	\$161,989,170	\$151,112,612	\$313,101,782	111,145	\$161,989,170	\$151,112,612	\$313,101,782	111,145
2010-2011	\$170,201,978	\$164,435,696	\$334,637,675	113,114	\$170,201,978	\$164,435,696	\$334,637,675	113,114
2009-2010	\$135,813,022	\$150,815,796	\$286,628,819	113,746	\$135,813,022	\$150,815,796	\$286,628,819	113,746
2008-2009	\$148,364,809	\$175,713,667	\$324,078,477	109,083	\$148,364,809	\$175,713,667	\$324,078,477	109,083
2007-2008	\$180,735,444	\$124,224,214	\$304,959,657	121,447	\$180,735,444	\$124,224,214	\$304,959,657	121,447
2006-2007	\$176,490,215	\$126,399,369	\$302,889,584	105,353	\$176,490,215	\$126,399,369	\$302,889,584	105,353
2005-2006	\$207,744,231	\$115,261,186	\$323,005,417	97,876	\$207,744,231	\$115,261,186	\$323,005,417	97,876
2004-2005	\$151,969,925	\$108,802,371	\$260,772,296	95,227	\$151,969,925	\$108,802,371	\$260,772,296	95,227
2003-2004	\$128,174,367	\$71,603,323	\$199,777,690	91,903	\$128,174,367	\$71,603,323	\$199,777,690	91,903
2002-2003	\$192,573,183	\$118,677,722	\$311,250,905	88,259	\$192,573,183	\$118,677,722	\$311,250,905	88,259

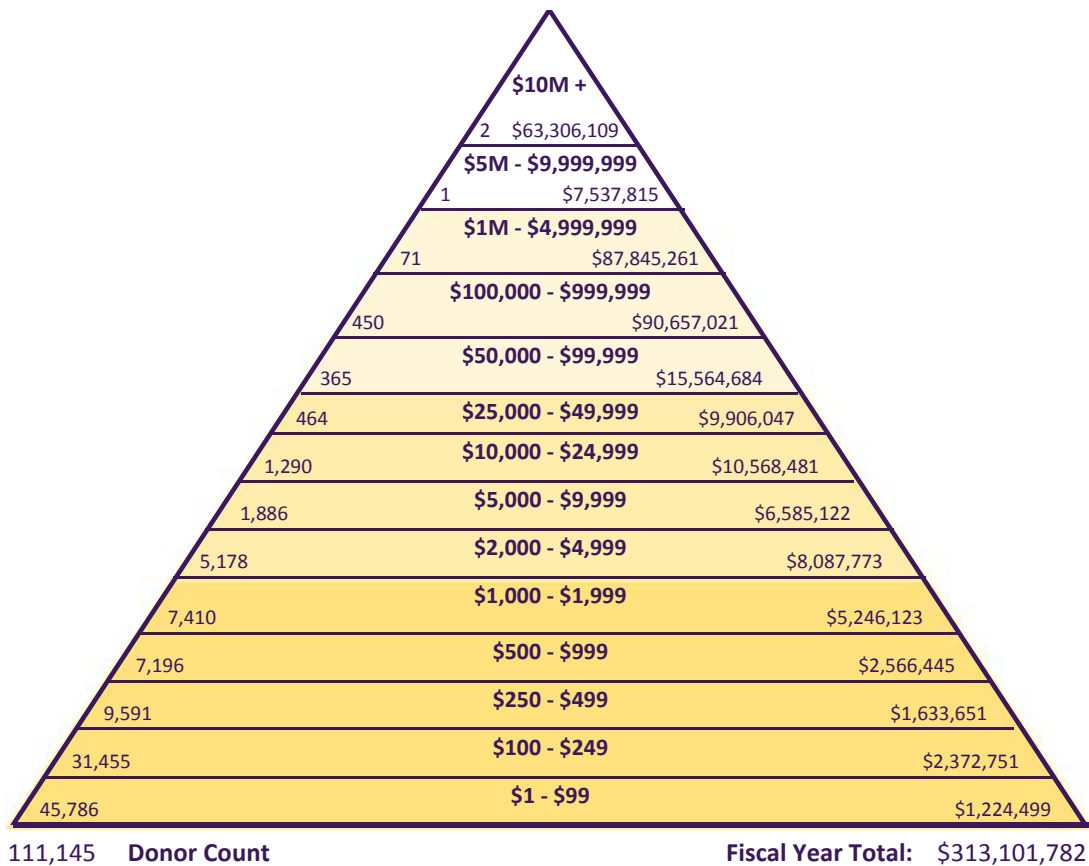
### ANNUAL FUNDING THEME PROGRESS

Theme	Current Use	Year to Date	
		Endowment	Total
Student Support	\$10,788,292	\$17,462,099	\$28,250,390
Faculty Support	\$9,273,282	\$9,728,724	\$19,002,006
Program Support for Faculty and Students	\$198,385,060	\$12,345,361	\$210,730,421
Capital	\$21,966,044	\$1,435	\$21,967,479
Excellence Funds	\$30,877,087	\$2,274,399	\$33,151,486
<b>Total</b>	<b>\$271,289,764</b>	<b>\$41,812,018</b>	<b>\$313,101,782</b>

### DEVELOPMENT ACTIVITY BY DONOR TYPE

Donor Type	Year to Date		Prior Year to Date		Prior Fiscal Year	
	Donors	Total	Donors <sup>1</sup>	Total	Donors	Total
Alumni	50,041	\$46,193,706	48,671	\$48,006,717	48,671	\$48,006,717
Corporations	2,784	\$49,922,648	2,568	\$48,099,904	2,568	\$48,099,904
Family Foundations	170	\$15,990,521	161	\$16,071,226	161	\$16,071,226
Foundations	407	\$90,656,428	446	\$97,547,429	446	\$97,547,429
Non-Alumni	57,161	\$39,634,685	60,669	\$49,015,743	60,669	\$49,015,743
Organizations	582	\$70,703,795	599	\$75,896,655	599	\$75,896,655
<b>Total</b>	<b>111,145</b>	<b>\$313,101,782</b>	<b>113,114</b>	<b>\$334,637,675</b>	<b>113,114</b>	<b>\$334,637,675</b>

### DEVELOPMENT ACTIVITY PYRAMID



<sup>1</sup> Prior Fiscal Year to Date numbers reflect the number of alumni for the reported period based on the state of the data at the end of the prior fiscal year.

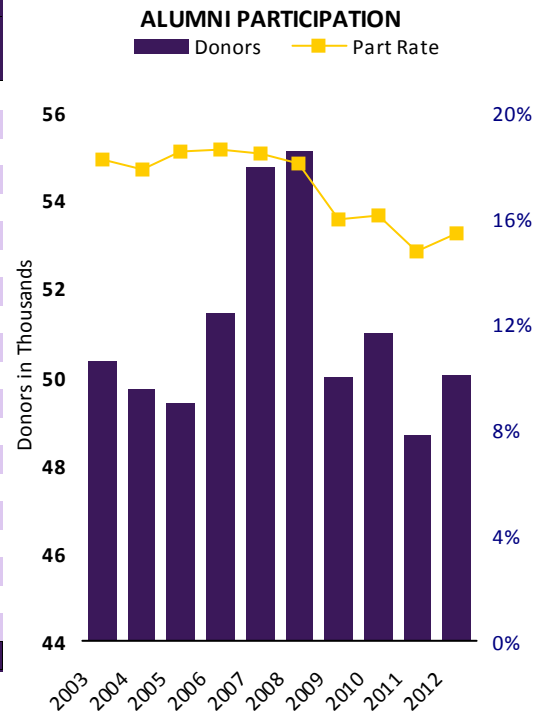
**ANNUAL PROGRESS BY GIVING LEVEL**

Giving Level	Alumni	Non Alumni	Family Fndns.	Corporations	Foundations	Other Orgs.	Total
\$10M +					\$40,620,987	\$22,685,122	\$63,306,109
\$5M - \$9,999,999						\$7,537,815	\$7,537,815
\$1M - \$4,999,999	\$9,639,991	\$8,407,756	\$9,642,448	\$20,134,168	\$23,708,751	\$16,312,148	\$87,845,261
\$100,000 - \$999,999	\$13,211,882	\$13,764,191	\$4,234,145	\$17,557,937	\$22,585,052	\$19,303,814	\$90,657,021
\$50,000 - \$99,999	\$3,215,929	\$3,236,971	\$1,008,876	\$4,348,035	\$1,663,221	\$2,091,652	\$15,564,684
\$25,000 - \$49,999	\$2,755,435	\$1,840,530	\$403,808	\$2,666,003	\$847,441	\$1,392,829	\$9,906,047
\$10,000 - \$24,999	\$3,454,967	\$2,636,280	\$439,360	\$2,473,924	\$791,609	\$772,343	\$10,568,481
\$5,000 - \$9,999	\$2,883,397	\$1,847,103	\$167,575	\$1,150,086	\$237,269	\$299,692	\$6,585,122
\$2,000 - \$4,999	\$4,129,214	\$2,653,935	\$68,860	\$910,690	\$130,000	\$195,074	\$8,087,773
\$1,000 - \$1,999	\$2,573,463	\$2,164,801	\$19,878	\$370,551	\$48,219	\$69,211	\$5,246,123
\$500 - \$999	\$1,381,123	\$979,672	\$5,001	\$166,667	\$13,769	\$20,214	\$2,566,445
\$250 - \$499	\$872,369	\$676,024	\$350	\$67,561	\$5,494	\$11,853	\$1,633,651
\$100 - \$249	\$1,293,847	\$1,002,005	\$150	\$62,483	\$4,130	\$10,136	\$2,372,751
\$1 - \$99	\$782,090	\$425,417	\$70	\$14,543	\$487	\$1,892	\$1,224,499
<b>Total</b>	<b>\$46,193,706</b>	<b>\$39,634,685</b>	<b>\$15,990,521</b>	<b>\$49,922,648</b>	<b>\$90,656,428</b>	<b>\$70,703,795</b>	<b>\$313,101,782</b>

Giving Level	Alumni	Non Alumni	Family Fndns.	Corporations	Foundations	Other Orgs.	Total
\$10M +					1	1	2
\$5M - \$9,999,999						1	1
\$1M - \$4,999,999	14	20	4	11	11	11	71
\$100,000 - \$999,999	103	119	19	79	78	52	450
\$50,000 - \$99,999	87	135	16	70	25	32	365
\$25,000 - \$49,999	154	148	14	82	26	40	464
\$10,000 - \$24,999	436	528	35	184	58	49	1,290
\$5,000 - \$9,999	784	779	26	210	39	48	1,886
\$2,000 - \$4,999	2,411	2,281	25	348	43	70	5,178
\$1,000 - \$1,999	3,283	3,679	19	330	43	56	7,410
\$500 - \$999	3,241	3,566	8	320	22	39	7,196
\$250 - \$499	4,150	5,105	1	274	19	42	9,591
\$100 - \$249	12,865	17,972	2	511	30	75	31,455
\$1 - \$99	22,513	22,829	1	365	12	66	45,786
<b>Total</b>	<b>50,041</b>	<b>57,161</b>	<b>170</b>	<b>2,784</b>	<b>407</b>	<b>582</b>	<b>111,145</b>

### ALUMNI PARTICIPATION BY CONSTITUENCY (CURRENT FISCAL YEAR)

Area	Solicitable	To UW		To Unit	
		Year to Date	Part Rate	Year to Date	Part Rate
UW Medicine	19,296	3,580	18.55%	2,285	11.84%
Arts and Sciences	148,325	20,873	14.07%	5,289	3.57%
Business School	38,811	7,631	19.66%	2,436	6.28%
Built Environments	8,372	1,343	16.04%	483	5.77%
Dentistry	4,598	1,091	23.73%	598	13.01%
Education	17,578	3,173	18.05%	493	2.80%
Engineering	33,380	4,957	14.85%	2,240	6.71%
Environment	11,457	1,717	14.99%	700	6.11%
Evans School of Public Affairs	2,773	655	23.62%	214	7.72%
Interdisc. Grad. Programs	2,239	328	14.65%		
Interschool Programs	2,406	497	20.66%		
Information School	4,882	1,075	22.02%	523	10.71%
Law	8,074	1,766	21.87%	916	11.35%
School of Nursing	8,737	1,715	19.63%	855	9.79%
Pharmacy	3,705	958	25.86%	692	18.68%
Public Health	4,728	787	16.65%	233	4.93%
Social Work	6,543	999	15.27%	445	6.80%
UW Bothell	8,323	999	12.00%	228	2.74%
UW Tacoma	9,481	971	10.24%	288	3.04%
Unspecified	9,066	1,442	15.91%		
<b>ALL UW TOTAL</b>	<b>324,647</b>	<b>50,041</b>	<b>15.41%</b>		



### ALUMNI PARTICIPATION BY CONSTITUENCY (PREVIOUS FISCAL YEAR)

Area	Solicitable	To UW				To Unit			
		Year to Date		FY Total		Year to Date		FY Total	
		Donors <sup>1</sup>	Part Rate	Donors	Part Rate	Donors	Part Rate	Donors	PFY Final
UW Medicine	19,185	3,576	18.64%	3,576	18.64%	2,273	11.85%	2,273	11.85%
Arts and Sciences	151,787	20,278	13.36%	20,278	13.36%	5,558	3.66%	5,558	3.66%
Business School	39,725	7,407	18.65%	7,407	18.65%	2,384	6.00%	2,384	6.00%
Built Environments	8,496	1,328	15.63%	1,328	15.63%	521	6.13%	521	6.13%
Dentistry	4,650	1,116	24.00%	1,116	24.00%	601	12.92%	601	12.92%
Education	18,092	3,180	17.58%	3,180	17.58%	542	3.00%	542	3.00%
Engineering	33,868	4,885	14.42%	4,885	14.42%	2,235	6.60%	2,235	6.60%
Environment	11,635	1,711	14.71%	1,711	14.71%	746	6.41%	746	6.41%
Evans School of Public Affairs	2,747	561	20.42%	561	20.42%	193	7.03%	193	7.03%
Interdisc. Grad. Programs	2,200	323	14.68%	323	14.68%				
Interdisc. Undergrad. Programs									
Interschool Programs	2,459	503	20.46%	503	20.46%				
Information School	4,950	981	19.82%	981	19.82%	464	9.37%	464	9.37%
Law	8,186	1,701	20.78%	1,701	20.78%	891	10.88%	891	10.88%
School of Nursing	8,909	1,709	19.18%	1,709	19.18%	883	9.91%	883	9.91%
Pharmacy	3,690	947	25.66%	947	25.66%	689	18.67%	689	18.67%
Public Health	4,683	736	15.72%	736	15.72%	234	5.00%	234	5.00%
Social Work	6,753	971	14.38%	971	14.38%	465	6.89%	465	6.89%
UW Bothell	8,069	803	9.95%	803	9.95%	271	3.36%	271	3.36%
UW Tacoma	9,452	772	8.17%	772	8.17%	373	3.95%	373	3.95%
Unspecified	9,472	1,540	16.26%	1,540	16.26%				
<b>ALL UW TOTAL</b>	<b>330,521</b>	<b>48,671</b>	<b>14.73%</b>	<b>48,671</b>	<b>14.73%</b>				

<sup>1</sup> Prior Fiscal Year to Date numbers reflect the number of alumni for the reported period based on the state of the data on the date this report was run in the prior fiscal year.

The University of Washington Alumni Association is the broad-based engagement vehicle for University Advancement and the University of Washington. Through its strategically designed programs, the UW Alumni Association invites alumni, donors and friends to engage in the life of the UW. Research indicates that engaged alumni and friends are more inclined to support the University and its students. The UW Alumni Association is proud to develop a solid base of support for the University of Washington.



## UWAA Member Giving by Constituency

School	Solicitable Alumni	Member		Alumni Giving	
		Members <sup>1</sup>	Donors	Members	Non Members
UW Medicine	19,296	1,911	986	51.60%	13.03%
Arts and Sciences	148,325	18,572	6,653	35.82%	7.57%
Business School	38,811	7,196	3,138	43.61%	10.46%
Built Environments	8,372	1,104	425	38.50%	9.53%
Dentistry	4,598	1,003	470	46.86%	12.77%
Education	17,578	2,823	1,119	39.64%	9.92%
Engineering	33,380	4,468	1,671	37.40%	8.57%
Environment	11,457	1,415	478	33.78%	9.24%
Evans School of Public Affairs	2,773	324	141	43.52%	15.72%
Interdisc. Grad. Programs	2,239	211	69	32.70%	9.12%
Interdisc. Undergrad. Progra					
Interscholar Programs	2,406	542	210	38.75%	9.28%
Information School	4,882	755	308	40.79%	14.68%
Law	8,074	1,087	563	51.79%	14.57%
School of Nursing	8,737	1,308	560	42.81%	12.13%
Pharmacy	3,705	643	363	56.45%	17.31%
Public Health	4,728	409	171	41.81%	11.28%
Social Work	6,543	558	199	35.66%	10.64%
UW Bothell	8,323	719	155	21.56%	5.48%
UW Tacoma	9,481	615	131	21.30%	4.58%
Unspecified	9,066	1,848	718	38.85%	6.14%
Non-Alumni		9,438	6,100	64.63%	
<b>Total</b>	<b>324,647</b>	<b>56,258</b>	<b>23,085</b>	<b>41.03%</b>	

## Alumni Activity

<b>1 in 3 registrants at 2011 UW events were UWAA members</b>
<b>1 in 2 registrants at 2011 UW events were UW donors</b>
<b>7 in 10 registrants at 2011 UW events were Solicitable Alumni</b>
<b>1 in 50 UWAA members attended a 2011 UW event</b>
<b>1 in 3 2010-2011 Football/Basketball season ticket holders were UWAA members</b>
<b>3 in 5 UWAA members were 2010-2011 Football/Basketball season ticket holders</b>

## Top 10 Membership by Class Year

Class Year	Part. Rate	Class Year	Population
1955	22.63%	2012	1,274
1953	21.53%	1971	1,102
1954	21.31%	1973	1,086
1946	20.90%	1974	1,051
1959	20.90%	1970	1,042
1956	20.80%	1972	1,032
1957	20.39%	1976	1,022
1960	20.13%	1975	997
1958	20.07%	1977	943
1950	19.91%	1968	903

## Activity Participation - Rolling 3 Year Total <sup>3</sup>

School <sup>2</sup>	Participants	Part. Donors	% Donors	Alum Non-Part.	Alum Non-Par Donor	% Non-Part Donor
Intercollegiate Athletics	1,879	1,845	98.19%			
UW Medicine	4,765	3,197	67.09%	21,628	2,856	13.21%
Arts and Sciences	18,724	3,334	17.81%	142,466	6,602	4.63%
Built Environments	1,878	673	35.84%	7,497	568	7.58%
Business School	7,831	1,878	23.98%	34,540	2,799	8.10%
Dentistry	2,063	725	35.14%	2,949	320	10.85%
Education	2,140	248	11.59%	16,712	689	4.12%
Engineering	3,759	1,018	27.08%	32,210	2,756	8.56%
Environment	1,633	642	39.31%	11,115	891	8.02%
Evans School of Public Affairs	1,013	311	30.70%	2,286	263	11.50%
Graduate School	419	148	35.32%	2,239	6	0.27%
Information School	877	278	31.70%	4,700	627	13.34%
Law	2,565	932	36.34%	6,508	884	13.58%
Libraries	705	693	98.30%			
Nursing	1,120	395	35.27%	8,392	1,159	13.81%
Pharmacy	517	290	56.09%	3,574	814	22.78%
Public Health	768	222	28.91%	4,207	329	7.82%
Social Work	1,076	382	35.50%	6,288	541	8.60%
UW Bothell	1,014	238	23.47%	9,188	638	6.94%
UW Tacoma	871	292	33.52%	10,739	808	7.52%

<sup>1</sup> Members include paid Annual Members, Lifetime Members, and TPC Level Donors

<sup>2</sup> Activity is based on a unit affiliated Alumni or Donor being labeled as a positive RSVP, host, speaker, or participant at any tracked UW activity.

<sup>3</sup> 3-Years consists of any activity since 7/1/2006

Source: University of Washington Alumni Association



UNIVERSITY *of* WASHINGTON  
*Foundation*



# Report of Contributions

All Areas | July 2012

## ANNUAL PROGRESS BY CONSTITUENCY

School	Current Month				Year to Date			
	Gifts	Private Grants	Total	Donors <sup>1</sup>	Gifts	Private Grants	Total	Donors
UW Medicine	\$748,842	\$3,810,231	\$4,559,073	1,863	\$748,842	\$3,810,231	\$4,559,073	1,863
Arts and Sciences	\$954,279	\$1,503,328	\$2,457,608	1,041	\$954,279	\$1,503,328	\$2,457,608	1,041
Broadcast Services	\$173,558		\$173,558	306	\$173,558		\$173,558	306
Built Environments	\$41,485		\$41,485	74	\$41,485		\$41,485	74
Business School	\$404,312		\$404,312	155	\$404,312		\$404,312	155
Dentistry	\$74,825		\$74,825	104	\$74,825		\$74,825	104
Education	\$16,408		\$16,408	64	\$16,408		\$16,408	64
Engineering	\$638,506	\$458,695	\$1,097,201	157	\$638,506	\$458,695	\$1,097,201	157
Environment	\$209,108	\$257,619	\$466,727	178	\$209,108	\$257,619	\$466,727	178
Evans School of Public Affairs	\$24,600		\$24,600	34	\$24,600		\$24,600	34
Graduate School	\$2,896	\$50,674	\$53,571	18	\$2,896	\$50,674	\$53,571	18
Information School	\$32,821		\$32,821	19	\$32,821		\$32,821	19
Intercollegiate Athletics	\$2,450,572		\$2,450,572	3,043	\$2,450,572		\$2,450,572	3,043
Law	\$84,757	\$10,000	\$94,757	177	\$84,757	\$10,000	\$94,757	177
Libraries	\$62,207		\$62,207	152	\$62,207		\$62,207	152
Minority Affairs	\$8,245		\$8,245	117	\$8,245		\$8,245	117
Nursing	\$141,254	\$43,864	\$185,118	67	\$141,254	\$43,864	\$185,118	67
Pharmacy	\$51,968	\$200,854	\$252,822	63	\$51,968	\$200,854	\$252,822	63
President's Funds	\$30,883		\$30,883	60	\$30,883		\$30,883	60
Public Health	\$85,886	\$108,262	\$194,148	75	\$85,886	\$108,262	\$194,148	75
Social Work	\$4,020		\$4,020	27	\$4,020		\$4,020	27
Student Life	\$67,259		\$67,259	127	\$67,259		\$67,259	127
Undergraduate Academic Affairs	\$77,138		\$77,138	42	\$77,138		\$77,138	42
University Press	\$14,855		\$14,855	4	\$14,855		\$14,855	4
UW Alumni Association	\$59,738		\$59,738	1,224	\$59,738		\$59,738	1,224
UW Bothell	\$8,166		\$8,166	118	\$8,166		\$8,166	118
UW Tacoma	\$60,888		\$60,888	197	\$60,888		\$60,888	197
Other University Support	\$66,267	\$77,371	\$143,638	440	\$66,267	\$77,371	\$143,638	440
<b>Total</b>	<b>\$6,595,743</b>	<b>\$6,520,899</b>	<b>\$13,116,642</b>	<b>9,475</b>	<b>\$6,595,743</b>	<b>\$6,520,899</b>	<b>\$13,116,642</b>	<b>9,475</b>

## MONTHLY HIGHLIGHTS

The UW received \$13.12M in total private voluntary support (\$6.60M in gifts and \$6.52M in grants) in the current month.

Areas including Arts and Sciences, Engineering, Evans School of Public Affairs, Intercollegiate Athletics, Libraries, Nursing and Undergraduate Academic Affairs are ahead of last year's year-to-date totals.

<sup>1</sup> Donors are defined as those entities who have a credit amount of greater than \$0.00.

The donor total at the bottom of the chart is not a cumulative total of the rows above. The donor total is the number of unique donors who have been credited with a gift to the UW during the given time period.

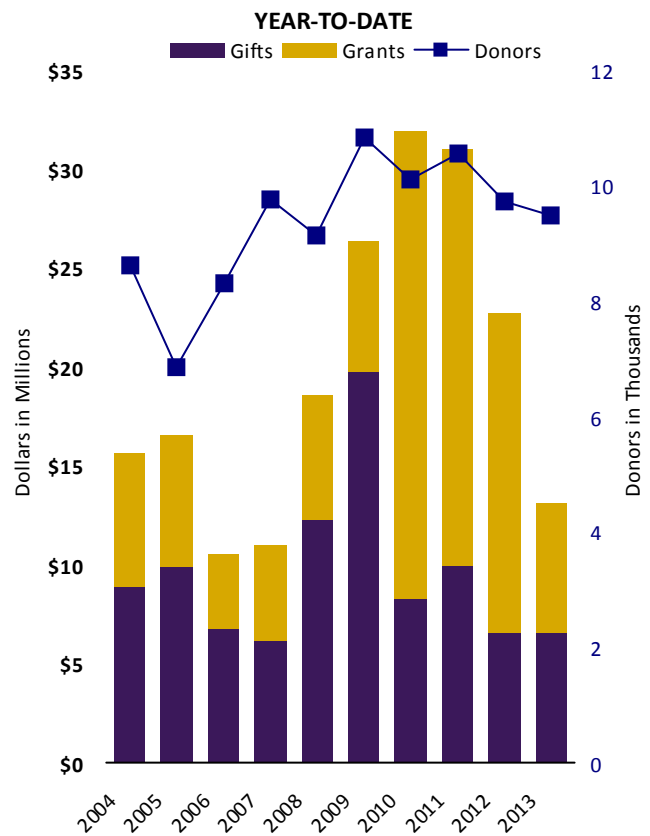
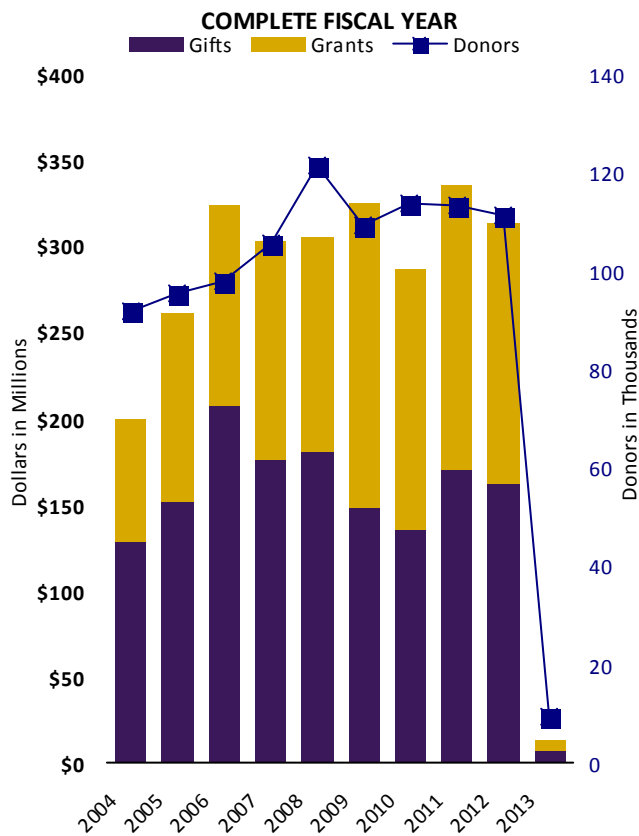
**DEVELOPMENT SUMMARY BY CONSTITUENCY**

School	Current Month		Year to Date		Prior Year to Date		Prior Year Total	
	Total	Donors	Total	Donors	Total	Donors	Total	Donors
UW Medicine	\$4,559,073	1,863	\$4,559,073	1,863	\$15,126,271	1,873	\$117,105,011	15,880
Arts and Sciences	\$2,457,608	1,041	\$2,457,608	1,041	\$1,280,267	1,260	\$28,630,072	13,296
Broadcast Services	\$173,558	306	\$173,558	306	\$439,109	976	\$6,997,556	19,560
Built Environments	\$41,485	74	\$41,485	74	\$128,472	29	\$1,319,922	1,054
Business School	\$404,312	155	\$404,312	155	\$489,884	207	\$20,100,354	4,568
Dentistry	\$74,825	104	\$74,825	104	\$319,170	98	\$1,636,141	1,329
Education	\$16,408	64	\$16,408	64	\$34,508	96	\$7,463,438	1,659
Engineering	\$1,097,201	157	\$1,097,201	157	\$666,361	178	\$22,525,824	4,219
Environment	\$466,727	178	\$466,727	178	\$614,523	212	\$10,129,819	2,489
Evans School of Public Affairs	\$24,600	34	\$24,600	34	\$15,422	60	\$1,593,243	551
Graduate School	\$53,571	18	\$53,571	18	\$96,756	33	\$1,919,499	309
Information School	\$32,821	19	\$32,821	19	\$38,428	50	\$1,007,884	868
Intercollegiate Athletics	\$2,450,572	3,043	\$2,450,572	3,043	\$1,537,477	1,764	\$33,580,010	22,874
Law	\$94,757	177	\$94,757	177	\$122,351	167	\$2,033,388	1,894
Libraries	\$62,207	152	\$62,207	152	\$24,344	255	\$1,989,175	5,077
Minority Affairs	\$8,245	117	\$8,245	117	\$17,935	123	\$1,099,134	809
Nursing	\$185,118	67	\$185,118	67	\$171,656	80	\$2,947,291	1,495
Pharmacy	\$252,822	63	\$252,822	63	\$340,508	72	\$10,883,740	1,346
President's Funds	\$30,883	60	\$30,883	60	\$29,278	105	\$591,920	1,297
Public Health	\$194,148	75	\$194,148	75	\$323,747	124	\$11,566,876	748
Social Work	\$4,020	27	\$4,020	27	\$31,732	40	\$3,619,549	953
Student Life	\$67,259	127	\$67,259	127	\$322,354	740	\$6,353,413	3,844
Undergraduate Academic Affairs	\$77,138	42	\$77,138	42	\$23,308	47	\$2,037,112	850
University Press	\$14,855	4	\$14,855	4	\$23,100	10	\$203,245	210
UW Alumni Association	\$59,738	1,224	\$59,738	1,224	\$66,286	1,309	\$1,136,496	19,208
UW Bothell	\$8,166	118	\$8,166	118	\$302,734	130	\$3,967,991	676
UW Tacoma	\$60,888	197	\$60,888	197	\$86,273	100	\$4,872,642	980
Other University Support	\$143,638	440	\$143,638	440	\$64,325	154	\$5,791,037	2,134
<b>Total<sup>1</sup></b>	<b>\$13,116,642</b>	<b>9,475</b>	<b>\$13,116,642</b>	<b>9,475</b>	<b>\$22,736,576</b>	<b>9,706</b>	<b>\$313,101,782</b>	<b>111,145</b>

<sup>1</sup> The donor total at the bottom of the chart is not a cumulative total of the rows above. The donor total is the number of unique donors who have been credited with a gift to the UW during the given time period.



### FISCAL YEAR COMPARISON OF TOTAL CONTRIBUTIONS



Fiscal Year	Complete Fiscal Year				Year to Date			
	Gifts	Private Grants	Total	Donors	Gifts	Private Grants	Total	Donors
2012-2013	\$6,595,743	\$6,520,899	\$13,116,642	9,475	\$6,595,743	\$6,520,899	\$13,116,642	9,475
2011-2012	\$161,989,170	\$151,112,612	\$313,101,782	111,145	\$6,523,085	\$16,213,491	\$22,736,576	9,706
2010-2011	\$170,201,978	\$164,435,696	\$334,637,675	113,114	\$9,959,875	\$20,994,646	\$30,954,521	10,531
2009-2010	\$135,813,022	\$150,815,796	\$286,628,819	113,746	\$8,260,590	\$23,649,904	\$31,910,494	10,102
2008-2009	\$148,364,809	\$175,713,667	\$324,078,477	109,083	\$19,758,240	\$6,517,332	\$26,275,572	10,830
2007-2008	\$180,735,444	\$124,224,214	\$304,959,657	121,447	\$12,303,834	\$6,270,004	\$18,573,838	9,144
2006-2007	\$176,490,215	\$126,399,369	\$302,889,584	105,353	\$6,104,593	\$4,871,560	\$10,976,153	9,761
2005-2006	\$207,744,231	\$115,261,186	\$323,005,417	97,876	\$6,786,483	\$3,717,811	\$10,504,294	8,309
2004-2005	\$151,969,925	\$108,802,371	\$260,772,296	95,227	\$9,875,987	\$6,685,340	\$16,561,327	6,859
2003-2004	\$128,174,367	\$71,603,323	\$199,777,690	91,903	\$8,901,929	\$6,715,497	\$15,617,426	8,609



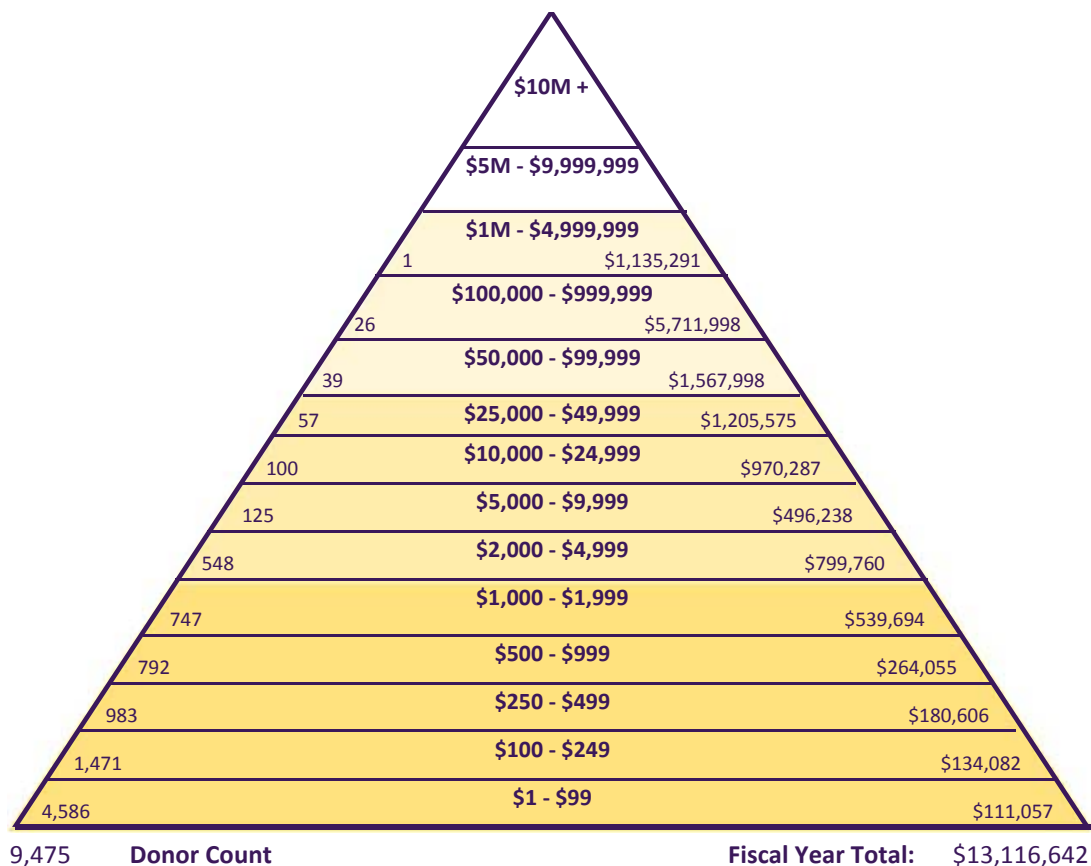
### ANNUAL FUNDING THEME PROGRESS

Theme	Year to Date		Total
	Current Use	Endowment	
Student Support	\$376,307	\$544,595	\$920,903
Faculty Support	\$572,599	\$127,188	\$699,787
Program Support for Faculty and Students	\$8,474,124	\$117,613	\$8,591,737
Capital	\$570,652		\$570,652
Excellence Funds	\$2,138,547	\$195,016	\$2,333,563
<b>Total</b>	<b>\$12,132,230</b>	<b>\$984,412</b>	<b>\$13,116,642</b>

### DEVELOPMENT ACTIVITY BY DONOR TYPE

Donor Type	Year to Date		Prior Year to Date		Prior Fiscal Year	
	Donors	Total	Donors <sup>1</sup>	Total	Donors	Total
Alumni	4,850	\$1,774,326	5,024	\$2,052,164	50,041	\$46,193,706
Corporations	259	\$1,949,396	234	\$2,182,602	2,784	\$49,922,648
Family Foundations	10	\$366,394	15	\$571,120	170	\$15,990,521
Foundations	67	\$3,286,077	63	\$11,906,133	407	\$90,656,428
Non-Alumni	4,233	\$2,081,064	4,308	\$1,355,457	57,161	\$39,634,685
Organizations	56	\$3,659,385	62	\$4,669,100	582	\$70,703,795
<b>Total</b>	<b>9,475</b>	<b>\$13,116,642</b>	<b>9,706</b>	<b>\$22,736,576</b>	<b>111,145</b>	<b>\$313,101,782</b>

### DEVELOPMENT ACTIVITY PYRAMID



<sup>1</sup> Prior Fiscal Year to Date numbers reflect the number of alumni for the reported period based on the state of the data at the end of the prior fiscal year.



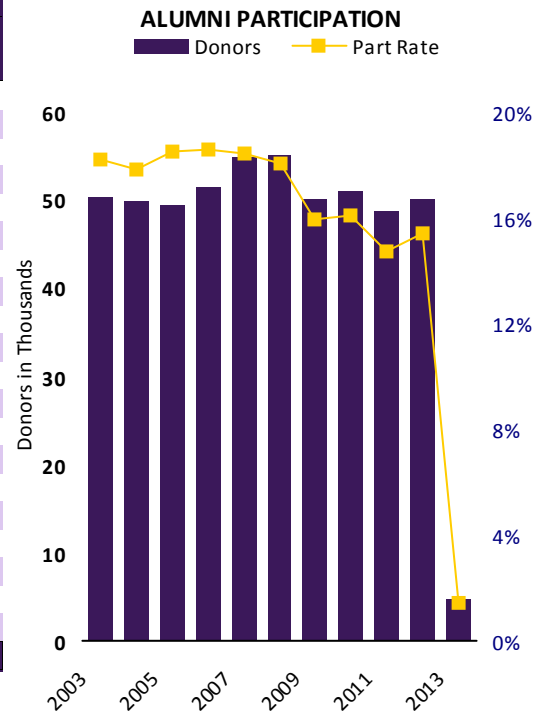
**ANNUAL PROGRESS BY GIVING LEVEL**

Giving Level	Alumni	Non Alumni	Family Fndns.	Corporations	Foundations	Other Orgs.	Total
\$10M +							\$0
\$5M - \$9,999,999							\$0
\$1M - \$4,999,999						\$1,135,291	\$1,135,291
\$100,000 - \$999,999	\$0	\$737,903	\$130,000	\$470,300	\$2,407,400	\$1,966,396	\$5,711,998
\$50,000 - \$99,999	\$70,000	\$269,802	\$167,274	\$320,081	\$502,841	\$238,000	\$1,567,998
\$25,000 - \$49,999	\$254,886	\$161,269	\$62,500	\$481,068	\$113,851	\$132,002	\$1,205,575
\$10,000 - \$24,999	\$202,320	\$147,892		\$317,992	\$196,917	\$105,165	\$970,287
\$5,000 - \$9,999	\$125,558	\$88,762	\$4,120	\$192,761	\$33,735	\$51,302	\$496,238
\$2,000 - \$4,999	\$426,073	\$215,601		\$112,422	\$20,486	\$25,179	\$799,760
\$1,000 - \$1,999	\$297,349	\$194,069	\$2,500	\$35,855	\$6,270	\$3,651	\$539,694
\$500 - \$999	\$154,419	\$97,553		\$8,357	\$2,450	\$1,277	\$264,055
\$250 - \$499	\$103,116	\$72,103		\$3,789	\$1,358	\$240	\$180,606
\$100 - \$249	\$72,925	\$54,221		\$5,653	\$700	\$583	\$134,082
\$1 - \$99	\$67,679	\$41,891		\$1,118	\$70	\$299	\$111,057
<b>Total</b>	<b>\$1,774,326</b>	<b>\$2,081,064</b>	<b>\$366,394</b>	<b>\$1,949,396</b>	<b>\$3,286,077</b>	<b>\$3,659,385</b>	<b>\$13,116,642</b>

Giving Level	Alumni	Non Alumni	Family Fndns.	Corporations	Foundations	Other Orgs.	Total
\$10M +							0
\$5M - \$9,999,999							0
\$1M - \$4,999,999						1	1
\$100,000 - \$999,999	1	8	1	4	8	4	26
\$50,000 - \$99,999	6	11	4	6	8	4	39
\$25,000 - \$49,999	18	15	2	14	3	5	57
\$10,000 - \$24,999	28	28		24	13	7	100
\$5,000 - \$9,999	40	37	1	33	6	8	125
\$2,000 - \$4,999	273	217		41	8	9	548
\$1,000 - \$1,999	370	335	2	30	6	4	747
\$500 - \$999	418	350		18	4	2	792
\$250 - \$499	498	466		14	4	1	983
\$100 - \$249	741	678		43	5	4	1,471
\$1 - \$99	2,457	2,088		32	2	7	4,586
<b>Total</b>	<b>4,850</b>	<b>4,233</b>	<b>10</b>	<b>259</b>	<b>67</b>	<b>56</b>	<b>9,475</b>

### ALUMNI PARTICIPATION BY CONSTITUENCY (CURRENT FISCAL YEAR)

Area	Solicitable	To UW		To Unit	
		Year to Date	Part Rate	Year to Date	Part Rate
UW Medicine	20,206	395	1.95%	205	1.01%
Arts and Sciences	158,093	2,155	1.36%	666	0.42%
Business School	40,686	758	1.86%	116	0.29%
Built Environments	8,782	121	1.38%	23	0.26%
Dentistry	4,729	124	2.62%	52	1.10%
Education	18,344	284	1.55%	14	0.08%
Engineering	34,946	342	0.98%	48	0.14%
Environment	12,029	113	0.94%	25	0.21%
Evans School of Public Affairs	3,068	71	2.31%	16	0.52%
Interdisc. Grad. Programs	2,457	36	1.47%		
Interschool Programs	2,564	42	1.64%		
Information School	5,322	69	1.30%	7	0.13%
Law	8,572	210	2.45%	106	1.24%
School of Nursing	9,128	168	1.84%	29	0.32%
Pharmacy	3,851	65	1.69%	30	0.78%
Public Health	5,138	92	1.79%	13	0.25%
Social Work	6,969	99	1.42%	9	0.13%
UW Bothell	9,945	143	1.44%	52	0.52%
UW Tacoma	11,337	151	1.33%	97	0.86%
Unspecified	8,909	109	1.22%		
<b>ALL UW TOTAL</b>	<b>345,483</b>	<b>4,850</b>	<b>1.40%</b>		



### ALUMNI PARTICIPATION BY CONSTITUENCY (PREVIOUS FISCAL YEAR)

Area	Solicitable	To UW				To Unit			
		Year to Date		FY Total		Year to Date		FY Total	
		Donors <sup>1</sup>	Part Rate	Donors	Part Rate	Donors	Part Rate	Donors	PFY Final
UW Medicine	19,296	356	1.84%	3,580	18.55%	188	0.97%	2,285	11.84%
Arts and Sciences	148,325	2,290	1.54%	20,873	14.07%	469	0.32%	5,289	3.57%
Business School	38,811	660	1.70%	7,631	19.66%	110	0.28%	2,436	6.28%
Built Environments	8,372	97	1.16%	1,343	16.04%	8	0.10%	483	5.77%
Dentistry	4,598	91	1.98%	1,091	23.73%	31	0.67%	598	13.01%
Education	17,578	296	1.68%	3,173	18.05%	19	0.11%	493	2.80%
Engineering	33,380	363	1.09%	4,957	14.85%	54	0.16%	2,240	6.71%
Environment	11,457	130	1.13%	1,717	14.99%	34	0.30%	700	6.11%
Evans School of Public Affairs	2,773	64	2.31%	655	23.62%	14	0.50%	214	7.72%
Interdisc. Grad. Programs	2,239	50	2.23%	328	14.65%				
Interdisc. Undergrad. Programs									
Interschool Programs	2,406	67	2.78%	497	20.66%				
Information School	4,882	97	1.99%	1,075	22.02%	19	0.39%	523	10.71%
Law	8,074	168	2.08%	1,766	21.87%	85	1.05%	916	11.35%
School of Nursing	8,737	166	1.90%	1,715	19.63%	27	0.31%	855	9.79%
Pharmacy	3,705	82	2.21%	958	25.86%	40	1.08%	692	18.68%
Public Health	4,728	82	1.73%	787	16.65%	9	0.19%	233	4.93%
Social Work	6,543	106	1.62%	999	15.27%	14	0.21%	445	6.80%
UW Bothell	8,323	149	1.79%	999	12.00%	22	0.26%	228	2.74%
UW Tacoma	9,481	90	0.95%	971	10.24%	29	0.31%	288	3.04%
Unspecified	9,066	115	1.27%	1,442	15.91%				
<b>ALL UW TOTAL</b>	<b>324,647</b>	<b>4,815</b>	<b>1.48%</b>	<b>50,041</b>	<b>15.41%</b>				

<sup>1</sup> Prior Fiscal Year to Date numbers reflect the number of alumni for the reported period based on the state of the data on the date this report was run in the prior fiscal year.



The University of Washington Alumni Association is the broad-based engagement vehicle for University Advancement and the University of Washington. Through its strategically designed programs, the UW Alumni Association invites alumni, donors and friends to engage in the life of the UW. Research indicates that engaged alumni and friends are more inclined to support the University and its students. The UW Alumni Association is proud to develop a solid base of support for the University of Washington.



## UWAA Member Giving by Constituency

School	Solicitable Alumni	Member		Alumni Giving	
		Members <sup>1</sup>	Donors	Members	Non Members
UW Medicine	20,206	1,952	148	7.58%	1.21%
Arts and Sciences	158,093	19,896	1,032	5.19%	0.52%
Business School	40,686	7,484	482	6.44%	0.54%
Built Environments	8,782	1,156	55	4.76%	0.56%
Dentistry	4,729	1,006	84	8.35%	0.83%
Education	18,344	2,876	127	4.42%	0.69%
Engineering	34,946	4,642	129	2.78%	0.45%
Environment	12,029	1,468	48	3.27%	0.36%
Evans School of Public Affairs	3,068	369	17	4.61%	1.52%
Interdisc. Grad. Programs	2,457	227	10	4.41%	0.85%
Interdisc. Undergrad. Progra					
Interscholar Programs	2,564	561	20	3.57%	0.60%
Information School	5,322	809	29	3.58%	0.53%
Law	8,572	1,125	96	8.53%	1.34%
School of Nursing	9,128	1,358	61	4.49%	1.03%
Pharmacy	3,851	657	37	5.63%	0.72%
Public Health	5,138	438	25	5.71%	1.28%
Social Work	6,969	613	31	5.06%	0.74%
UW Bothell	9,945	1,029	48	4.66%	0.59%
UW Tacoma	11,337	948	47	4.96%	0.64%
Unspecified	8,909	1,821	65	3.57%	0.40%
Non-Alumni		9,456	1,129	11.94%	
<b>Total</b>	<b>345,483</b>	<b>56,046</b>	<b>3,387</b>	<b>6.04%</b>	

## Alumni Activity

<b>11 in 25 registrants at 2012 UW events were UWAA members</b>
<b>1 in 20 registrants at 2012 UW events were UW donors</b>
<b>9 in 10 registrants at 2012 UW events were Solicitable Alumni</b>
<b>1 in 50 UWAA members attended a 2012 UW event</b>
<b>2 in 5 2011-2012 Football/Basketball season ticket holders were UWAA members</b>
<b>1 in 6 UWAA members were 2011-2012 Football/Basketball season ticket holders</b>

## Top 10 Membership by Class Year

Class Year	Part. Rate	Class Year	Population
1955	22.59%	2012	1,287
1953	21.44%	1971	1,098
1954	21.31%	1973	1,085
1946	20.90%	1974	1,051
1959	20.83%	1970	1,039
1956	20.80%	1972	1,031
1957	20.31%	1976	1,025
1958	20.18%	1975	998
1960	20.13%	1977	945
1950	19.98%	1968	899

## Activity Participation - Rolling 3 Year Total <sup>3</sup>

School <sup>2</sup>	Participants	Part. Donors	% Donors	Alum Non-Part.	Alum Non-Par Donor	% Non-Part Donor
Intercollegiate Athletics	1,509	1,486	98.48%			
UW Medicine	3,771	2,654	70.38%	22,170	3,019	13.62%
Arts and Sciences	14,193	2,779	19.58%	146,314	7,090	4.85%
Built Environments	1,581	576	36.43%	7,710	595	7.72%
Business School	5,781	1,548	26.78%	36,372	3,092	8.50%
Dentistry	1,640	637	38.84%	3,309	387	11.70%
Education	1,507	200	13.27%	17,288	729	4.22%
Engineering	2,806	813	28.97%	33,070	2,956	8.94%
Environment	1,191	513	43.07%	11,433	937	8.20%
Evans School of Public Affairs	796	277	34.80%	2,484	293	11.80%
Graduate School	334	131	39.22%	2,306	6	0.26%
Information School	532	191	35.90%	5,005	703	14.05%
Law	1,777	715	40.24%	7,217	1,075	14.90%
Libraries	575	566	98.43%			
Nursing	778	286	36.76%	8,673	1,234	14.23%
Pharmacy	306	195	63.73%	3,755	896	23.86%
Public Health	537	163	30.35%	4,382	347	7.92%
Social Work	718	319	44.43%	6,593	584	8.86%
UW Bothell	700	200	28.57%	9,464	660	6.97%
UW Tacoma	704	262	37.22%	10,876	824	7.58%

<sup>1</sup> Members include paid Annual Members, Lifetime Members, and TPC Level Donors

<sup>2</sup> Activity is based on a unit affiliated Alumni or Donor being labeled as a positive RSVP, host, speaker, or participant at any tracked UW activity.

<sup>3</sup> 3-Years consists of any activity since 7/1/2009

Source: University of Washington Alumni Association



VII. STANDING COMMITTEES

B. Finance, Audit and Facilities Committee

Grant and Contract Awards Summary – May and June 2012

RECOMMENDED ACTION:

It is the recommendation of the administration and the Finance, Audit and Facilities Committee that the Board of Regents accept the Grant and Contract Awards of \$1,000,000 or more as presented in the attached report.

*Attachments*

1. Grant and Contract Awards Summary for May 2012
2. Grant and Contract Awards Summary for June 2012

---

---

# **Grant and Contract Awards Summary**

**to**

**The Board of Regents**

**of the**

**University of Washington**

**for**

**May 2012**

**Office of Research**

**Office of Sponsored Programs**

The numbers provided in this report are subject to adjustment at the time that the Annual Report of Sponsored Activity is published.  
The changes would reflect modifications and additions to existing awards.

---

---

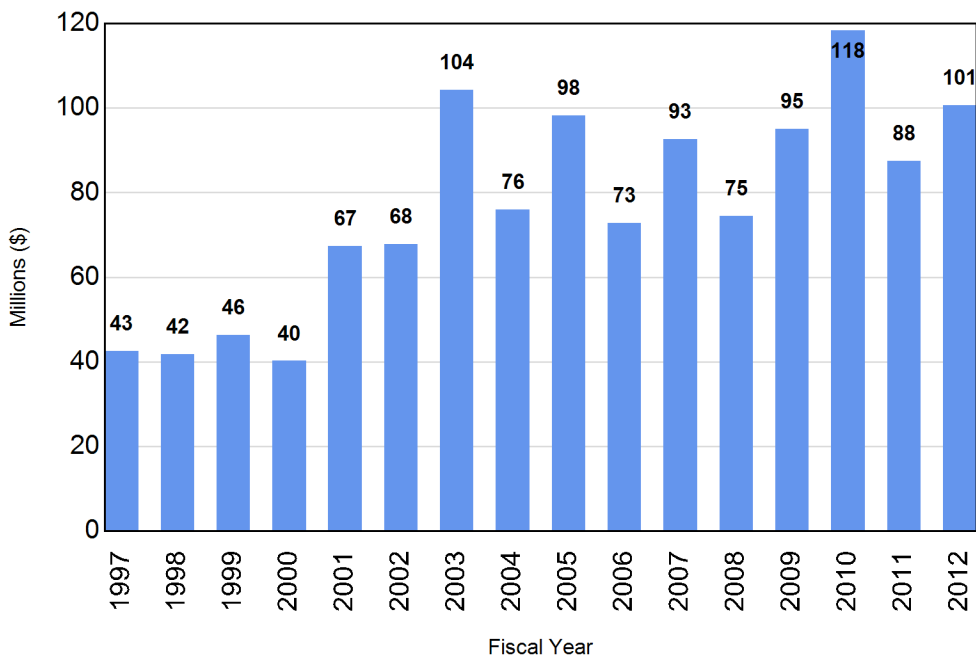
---

## Table of Contents

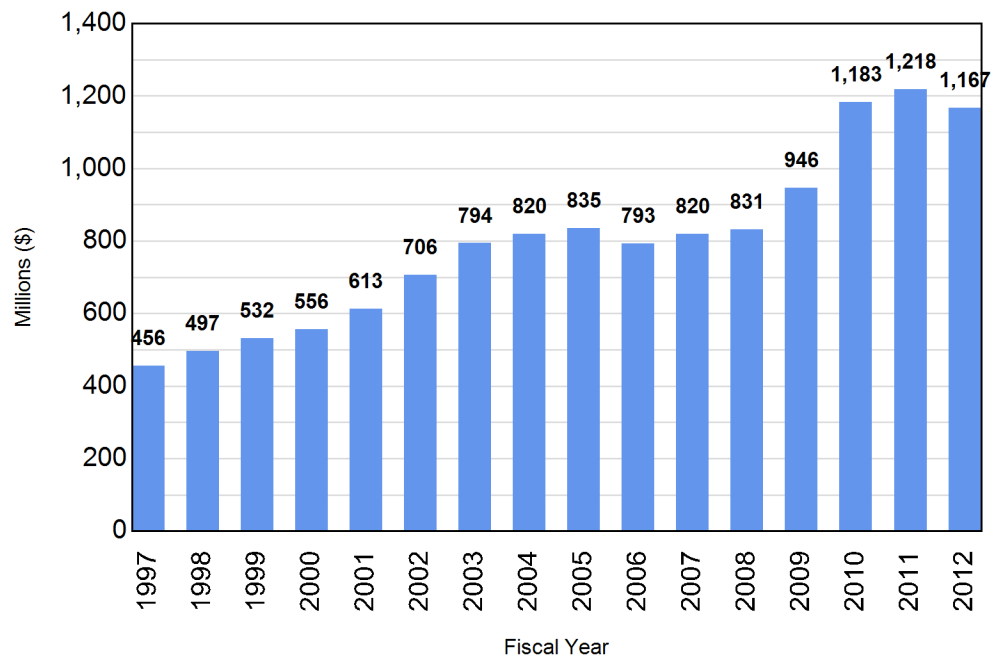
Graphical Summary of Award Activity	3
Summary of Grant and Contract Awards	4
Comparison of Grants and Contract Awards by Agency	5
Comparison of Grants and Contract Awards by School/College	6
Summary of Grant Awards – Excluding Private Awards	8
Summary of Grant Awards - Private Awards	9
Summary of Contract Awards	10
Report of Grant & Contract Awards over \$1,000,000	11



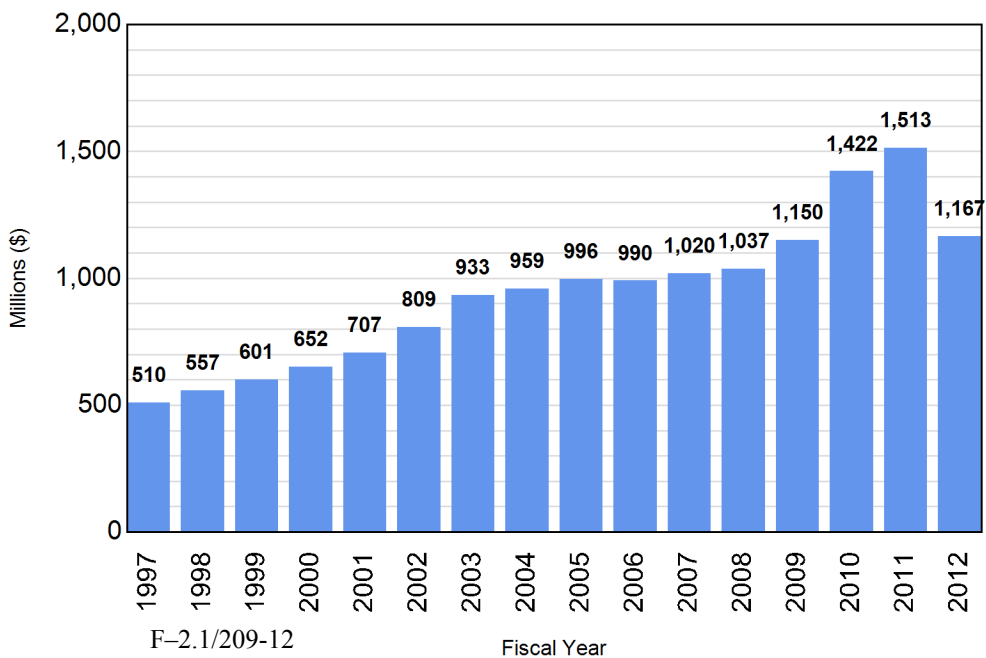
**May Only**  
**Comparison of Grant & Contract Awards**



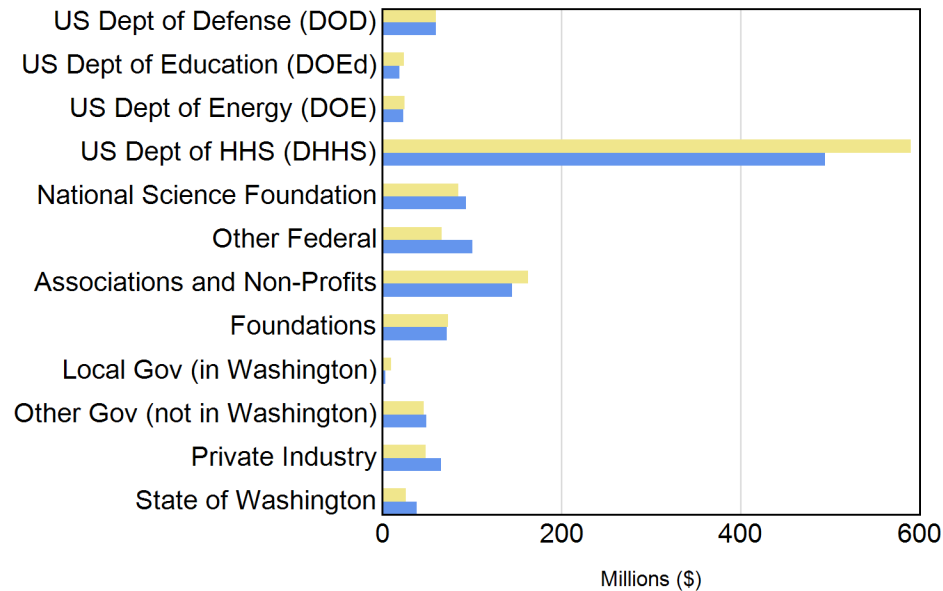
**Fiscal Year to Date**  
**Comparison of Grant & Contract Awards**



**Complete Fiscal Year**  
**Comparison of Grant & Contract Awards**



**Fiscal Year to Date**  
**Two-Year Comparison of Grant and Contract Awards**



---

---

**Summary of Grant and Contract Awards**Fiscal Year 2011-2012

---

Month	RESEARCH AND OTHER		TRAINING		Total Grants and Contracts
	Federal	Non-Federal	Federal	Non-Federal	
July	\$ 72,776,120	\$ 30,196,840	\$ 7,642,882	\$ 2,388,481	\$ 113,004,300
August	\$ 127,093,600	\$ 38,276,540	\$ 11,366,250	\$ 954,419	\$ 177,690,800
September	\$ 142,014,000	\$ 58,036,160	\$ 8,100,000	\$ 1,267,491	\$ 209,417,700
October	\$ 64,749,740	\$ 28,996,020	\$ 4,470,465	\$ 802,690	\$ 99,018,920
November	\$ 30,235,620	\$ 49,313,530	\$ 772,264	\$ 5,337,309	\$ 85,658,730
December	\$ 24,013,190	\$ 33,553,300	\$ 392,235	\$ 1,164,378	\$ 59,123,100
January	\$ 30,260,410	\$ 25,582,030	\$ 464,989	\$ 254,364	\$ 56,561,790
February	\$ 46,858,480	\$ 15,629,250	\$ 1,520,722	\$ 1,157,557	\$ 65,166,000
March	\$ 74,856,560	\$ 22,107,500	\$ 1,499,153	\$ 183,674	\$ 98,646,890
April	\$ 66,210,200	\$ 29,939,330	\$ 4,375,995	\$ 1,052,264	\$ 101,577,800
May	\$ 69,700,140	\$ 27,425,770	\$ 2,931,621	\$ 663,921	\$ 100,721,500
<b>FY12 to Date</b>	<b>\$748,768,131</b>	<b>\$359,056,280</b>	<b>\$43,536,571</b>	<b>\$15,226,547</b>	<b>\$1,166,587,530</b>
<b>FY11 to Date</b>	<b>\$743,518,536</b>	<b>\$349,325,305</b>	<b>\$108,091,039</b>	<b>\$17,289,171</b>	<b>\$1,218,224,050</b>
<b>Over (Under) Previous Year</b>	<b>\$5,249,596</b>	<b>\$9,730,976</b>	<b>(\$64,554,468)</b>	<b>(\$2,062,624)</b>	<b>(\$51,636,520)</b>

**Comparison of Grant and Contract Awards by Agency**

Fiscal Years 2010-2011 and 2011-2012

<b>Agency</b>	<b>Jul-May FY11</b>	<b>Jul-May FY12</b>
US Department of Defense (DOD)	\$ 60,112,338	\$ 60,191,019
US Department of Education (DOEd)	\$ 24,455,384	\$ 19,121,182
US Department of Energy (DOE)	\$ 24,939,272	\$ 23,748,090
US Department of Health and Human Services (DHHS)	\$ 590,198,947	\$ 494,641,959
National Science Foundation (NSF)	\$ 85,210,216	\$ 93,763,073
Other Federal	\$ 66,693,418	\$ 100,839,379
<b>Subtotal for Federal :</b>	<b>\$ 851,609,575</b>	<b>\$ 792,304,702</b>
Associations and Non-Profits	\$ 162,845,442	\$ 145,101,488
Foundations	\$ 73,233,803	\$ 71,788,549
Local Government (in Washington)	\$ 9,765,658	\$ 3,451,082
Other Government (not in Washington)	\$ 46,316,034	\$ 49,420,550
Private Industry	\$ 48,290,963	\$ 65,836,261
State of Washington	\$ 26,162,576	\$ 38,684,898
<b>Subtotal for Non-Federal :</b>	<b>\$ 366,614,476</b>	<b>\$ 374,282,828</b>
<b>Grand Total :</b>	<b>\$ 1,218,224,050</b>	<b>\$ 1,166,587,530</b>
<b>Amount of Increase (Decrease) :</b>		<b>(\$ 51,636,520)</b>
<b>Percent of Increase (Decrease) :</b>		<b>(4.2 %)</b>

---

---

**Comparison of Grant and Contract Awards by School/College**Fiscal Years 2010-2011 and 2011-2012

---

School/College	Jul-May FY11	Jul-May FY12
<b>Upper Campus</b>		
Architecture and Urban Planning	\$ 3,380,510	\$ 875,504
Arts and Sciences	\$ 80,846,616	\$ 76,067,462
Center for Commercialization	\$ 291,264	
College of the Environment	\$ 116,276,479	\$ 132,373,412
Computing & Communications		\$ 15,260
Director of Libraries	\$ 794,054	\$ 7,428,425
Education	\$ 19,612,556	\$ 18,413,558
Educational Outreach	\$ 212,500	\$ 80,000
Engineering	\$ 92,202,097	\$ 97,022,598
Evans School of Public Affairs	\$ 1,637,417	\$ 2,563,427
Executive Vice President	\$ 2,446,340	\$ 19,981
External Affairs	\$ 52,018	
Foster School of Business	\$ 1,150,823	\$ 327,543
Graduate School	\$ 3,993,306	\$ 7,177,031
Information School	\$ 2,217,074	\$ 4,190,576
Law	\$ 2,484,112	\$ 16,602,575
Office of Research	\$ 57,188,126	\$ 50,128,129
Provost	\$ 60,480	\$ 29,468
Social Work	\$ 18,749,493	\$ 16,991,529
Undergraduate Education	\$ 1,584,769	\$ 944,534
VP Minority Affairs	\$ 8,504,185	\$ 9,150,947
VP Student Life	\$ 20,715	\$ 46,000
<b>Subtotal :</b>	<b>\$ 413,704,933</b>	<b>\$ 440,447,959</b>
<b>Health Sciences</b>		
Dentistry	\$ 5,993,762	\$ 4,971,434
Health Sciences Admin		\$ 1,690
Medicine	\$ 614,057,861	\$ 534,497,236
Nursing	\$ 13,880,730	\$ 12,164,268
Pharmacy	\$ 13,747,969	\$ 20,292,521
Public Health	\$ 131,151,719	\$ 105,687,982
<b>Subtotal :</b>	<b>\$ 778,832,041</b>	<b>\$ 677,615,130</b>
<b>Special Programs</b>		
Alcohol and Drug Abuse Institute	\$ 3,684,597	\$ 3,523,124
CHDD Administration	\$ 4,536,089	\$ 6,426,067
Hall Health Primary Care Center	\$ 283,155	
Regional Primate Center	\$ 7,268,246	\$ 32,393,154
<b>Subtotal :</b>	<b>\$ 15,772,087</b>	<b>\$ 42,342,345</b>

School/College	Jul-May FY11	Jul-May FY12
<b>Other UW Campuses</b>		
Bothell	\$ 3,630,375	\$ 4,417,407
Tacoma	\$ 6,284,614	\$ 1,764,689
<b>Subtotal :</b>	\$ 9,914,989	\$ 6,182,096
<b>Grand Total :</b>	\$ 1,218,224,050	\$ 1,166,587,530

---

---

**Summary of Grant Awards****Fiscal Year 2011-2012***Excluding private awards from Foundations, Industry, Associations and Others*

---

<b>Month</b>	<b>RESEARCH AND OTHER</b>		<b>TRAINING</b>		<b>Total Grants</b>
	<b>Federal</b>	<b>Non-Federal</b>	<b>Federal</b>	<b>Non-Federal</b>	
July	\$ 71,450,980	\$ 5,019,858	\$ 7,510,674	\$ 126,824	\$ 84,108,340
August	\$ 120,682,900	\$ 2,948,988	\$ 11,366,250	\$ 314,640	\$ 135,312,800
September	\$ 138,053,300	\$ 9,825,795	\$ 8,080,000	\$ 172,830	\$ 156,131,900
October	\$ 55,634,390	\$ 8,875,251	\$ 4,470,465	\$ 255,199	\$ 69,235,300
November	\$ 21,802,560	\$ 2,942,820	\$ 772,264	\$ 4,077,087	\$ 29,594,730
December	\$ 21,360,260	\$ 2,630,255	\$ 392,235	\$ 300,964	\$ 24,683,720
January	\$ 28,677,020	\$ 4,843,651	\$ 464,989	\$ 151,603	\$ 34,137,260
February	\$ 40,830,610	\$ 2,539,351	\$ 1,520,722	\$ 80,748	\$ 44,971,430
March	\$ 71,996,500	\$ 3,145,390	\$ 1,499,153	\$ 90,000	\$ 76,731,040
April	\$ 64,154,760	\$ 5,389,679	\$ 4,334,945	\$ 250,000	\$ 74,129,380
May	\$ 67,014,040	\$ 3,642,812	\$ 2,931,621	\$ 0	\$ 73,588,470
<b>Year to Date</b>	<b>\$ 701,657,300</b>	<b>\$ 51,803,850</b>	<b>\$ 43,343,310</b>	<b>\$ 5,819,895</b>	<b>\$ 802,624,400</b>

---

---

---

**Summary of Grant Awards****Fiscal Year 2011-2012***Private awards from Foundations, Industry, Associations and Others*

---

<b>Month</b>	<b>RESEARCH AND OTHER</b>	<b>TRAINING</b>	<b>Total Grants</b>
July	\$ 21,192,900	\$ 165,382	\$ 21,358,280
August	\$ 20,388,870	\$ 425,819	\$ 20,814,690
September	\$ 37,724,740	\$ 1,061,446	\$ 38,786,180
October	\$ 15,480,580	\$ 515,275	\$ 15,995,860
November	\$ 39,275,870	\$ 901,444	\$ 40,177,310
December	\$ 21,673,470	\$ 292,047	\$ 21,965,520
January	\$ 16,280,460	\$ 8,296	\$ 16,288,750
February	\$ 8,418,964	\$ 123,092	\$ 8,542,055
March	\$ 8,493,699	\$ 92,007	\$ 8,585,706
April	\$ 19,192,650	\$ 486,798	\$ 19,679,450
May	\$ 19,319,170	\$ 454,053	\$ 19,773,220
<b>Year to Date</b>	<b>\$ 227,441,400</b>	<b>\$ 4,525,659</b>	<b>\$ 231,967,000</b>

---

---

---

**Summary of Contract Awards**Fiscal Year 2011-2012

---

Month	RESEARCH AND OTHER		TRAINING		Total Contracts
	Federal	Non-Federal	Federal	Non-Federal	
July	\$ 1,325,143	\$ 3,984,090	\$ 132,208	\$ 2,096,275	\$ 7,537,716
August	\$ 6,410,709	\$ 14,938,690	\$ 0	\$ 213,960	\$ 21,563,360
September	\$ 3,960,724	\$ 10,485,630	\$ 20,000	\$ 33,215	\$ 14,499,570
October	\$ 9,115,353	\$ 4,640,188	\$ 0	\$ 32,216	\$ 13,787,760
November	\$ 8,433,068	\$ 7,094,843	\$ 0	\$ 358,778	\$ 15,886,690
December	\$ 2,652,925	\$ 9,249,576	\$ 0	\$ 571,367	\$ 12,473,870
January	\$ 1,583,393	\$ 4,457,920	\$ 0	\$ 94,465	\$ 6,135,778
February	\$ 6,027,863	\$ 4,670,933	\$ 0	\$ 953,717	\$ 11,652,510
March	\$ 2,860,064	\$ 10,468,410	\$ 0	\$ 1,667	\$ 13,330,140
April	\$ 2,055,442	\$ 5,357,007	\$ 41,050	\$ 315,466	\$ 7,768,965
May	\$ 2,686,101	\$ 4,463,793	\$ 0	\$ 209,868	\$ 7,359,762
<b>Year to Date</b>	<b>\$ 47,110,780</b>	<b>\$ 79,811,070</b>	<b>\$ 193,258</b>	<b>\$ 4,880,994</b>	<b>\$ 131,996,100</b>

---



---

---

**Report of Grant and Contract Awards  
of \$1,000,000 or More**

**May 2012**

**Requiring action of  
The Board of Regents  
of the  
University of Washington**

**Office of Research  
Office of Sponsored Programs**

---

---

**Detail of Public Grant Awards**

**Federal**

**US Department of Health and Human Services (DHHS)**

**National Institutes of Health (NIH)**

To:	Michael Gale, Professor Immunology	\$ 1,506,330
For:	Innate Immune Antivirals for Biodefense	
Eff:	4/1/2012	Classified: No
To:	Connie Celum, Professor Global Health	\$ 1,159,185
For:	Interventions to decrease HIV infectiousness in Uganda and South Africa	
Eff:	5/1/2012	Classified: No
To:	G Stamatoyannopoulos, Professor Department Of Medicine	\$ 2,383,844
For:	Stem Cell Gene Therapy for Hemoglobinopathies	
Eff:	4/1/2012	Classified: No
To:	Linda Shapiro, Professor Computer Science & Eng	\$ 1,036,930
For:	Technology Project: Shape-Based Retrieval of 3D Craniofacial Data	
Eff:	5/1/2012	Classified: No
To:	Alan Chait, Professor Department Of Medicine	\$ 2,226,221
For:	Pathobiology of Macrovascular Disease in Diabetes	
Eff:	6/1/2012	Classified: No
To:	Bruce M. Psaty, Professor Department Of Medicine	\$ 1,341,853
For:	Prospective meta-analyses of drug-gene interactions: CHARGE GWAS consortium	
Eff:	6/1/2012	Classified: No

*National Center for Research Resources (NCRR)*

To:	Martha Somerman, Dean Dentistry-Deans Office	\$ 13,584,132
For:	Washington National Primate Research Center	
Eff:	5/8/2012	Classified: No

*Total for National Center for Research Resources (NCRR):* \$ 13,584,132

*National Institute of Environmental Health and Science (NIEHS)*

To:	Terrance Kavanagh, Professor Enviro & Occup Health	\$ 1,090,146
For:	Linking the physical and chemical characteristics of Qdots to their toxicity	
Eff:	5/1/2012	Classified: No

*Total for National Institute of Environmental Health and Science (NIEHS):* \$ 1,090,146

**Total for National Institutes of Health (NIH):** \$ 24,328,641

**Total for US Department of Health and Human Services (DHHS):** \$ 24,328,641

**Detail of Public Grant Awards**

**Federal**

---

**Other Federal**

**National Oceanic and Atmospheric Administration (NOAA)**

To: David Martin, Apl-principal Oceanographer \$ 2,428,291  
Applied Physics Lab

For: Sustaining the NANOOS Regional Coastal Ocean Observing  
System (RCOOS)

Eff: 6/1/2011 Classified: No

**Total for National Oceanic and Atmospheric Administration (NOAA): \$ 2,428,291**

**Total for Other Federal: \$ 2,428,291**

**Total for Federal: \$ 26,756,932**

**Other Government (not in Washington)**

---

**University of California, Los Angeles (UCLA)**

To: Renee Leboeuf, Research Professor \$ 1,084,535  
Department Of Medicine

For: System genetics of type 1 diabetes complications

Eff: 9/30/2011 Classified: No

**Total for University of California, Los Angeles (UCLA): \$ 1,084,535**

**Total for Other Government (not in Washington): \$ 1,084,535**

**Total Public Grants: \$ 27,841,467**

**Detail of Private Grant Awards**

**Associations and Non-Profits**

---

**Committee for Children**

To: Clayton Cook, Assistant Professor \$ 1,221,066  
Dept Of Education

For: Second Step Efficacy Study

Eff: 1/1/2012 Classified: No

**Total for Committee for Children: \$ 1,221,066**

**Total for Associations and Non-Profits: \$ 1,221,066**

**Other Government (not in Washington)**

---

**Kingdom of Saudi Arabia**

To: Ali Mokdad, Professor \$ 9,725,738  
Global Health

For: Kingdom of Saudi Arabia Burden of Disease

Eff: 4/10/2012 Classified: No

**Total for Kingdom of Saudi Arabia: \$ 9,725,738**

**Total for Other Government (not in Washington): \$ 9,725,738**

**Total Private Grants: \$ 10,946,804**

Detail of Contract Awards

Federal

---

**US Department of Health and Human Services (DHHS)**

**National Institutes of Health (NIH)**

*National Library of Medicine (NLM)*

To: Tania Bardyn, Associate Dean Of Library Library \$ 1,856,928

For: National Network of Libraries of Medicine, Reg 6, Pacific NW Region, 2011-2016

Eff: 5/1/2012 Classified: No

*Total for National Library of Medicine (NLM):* \$ 1,856,928

**Total for National Institutes of Health (NIH):** \$ 1,856,928

**Total for US Department of Health and Human Services (DHHS):** \$ 1,856,928

**Total for Federal:** \$ 1,856,928

**Total Contracts:** \$ 1,856,928

**Grand Total for all Awards** \$ 40,645,199

---

---

# **Grant and Contract Awards Summary**

**to**

**The Board of Regents**

**of the**

**University of Washington**

**for**

**June 2012**

**Office of Research**

**Office of Sponsored Programs**

The numbers provided in this report are subject to adjustment at the time that the Annual Report of Sponsored Activity is published.  
The changes would reflect modifications and additions to existing awards.

---

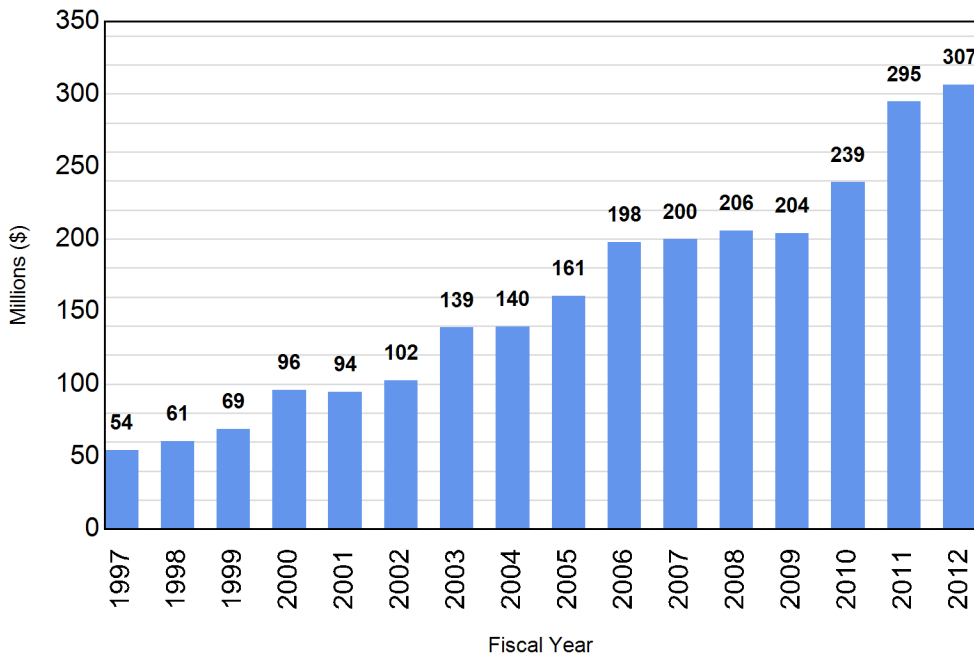
---

---

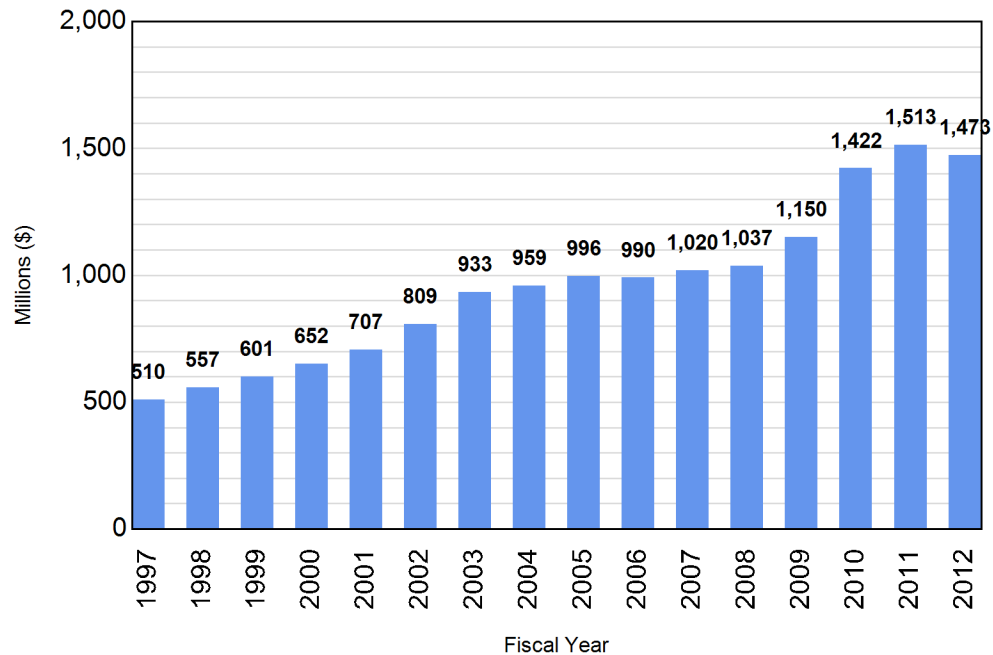
## Table of Contents

Graphical Summary of Award Activity	3
Summary of Grant and Contract Awards	4
Comparison of Grants and Contract Awards by Agency	5
Comparison of Grants and Contract Awards by School/College	6
Summary of Grant Awards – Excluding Private Awards	8
Summary of Grant Awards - Private Awards	9
Summary of Contract Awards	10
Report of Grant & Contract Awards over \$1,000,000	11

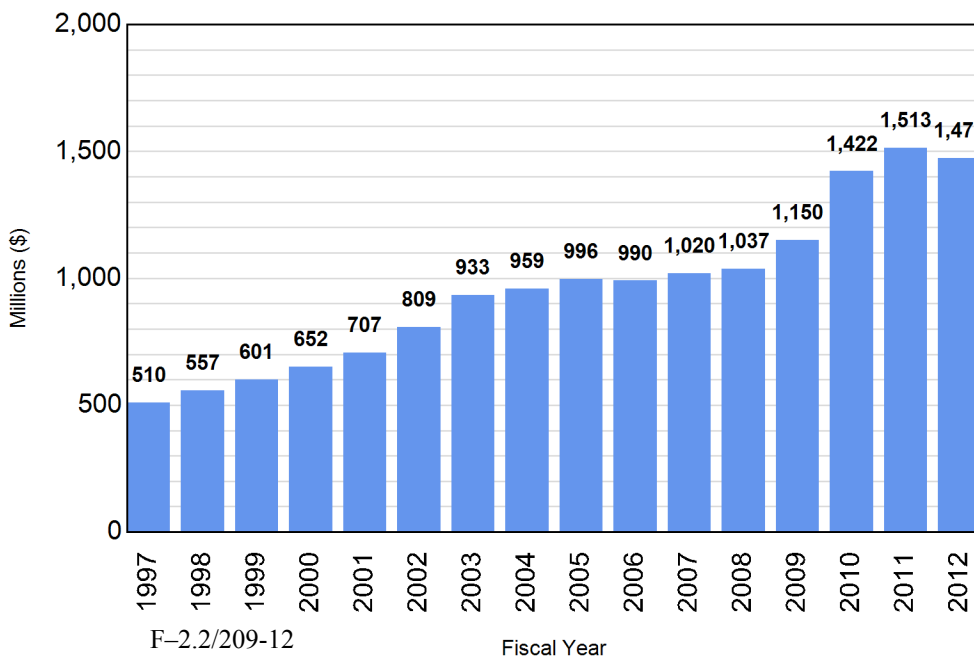
**June Only**  
**Comparison of Grant & Contract Awards**



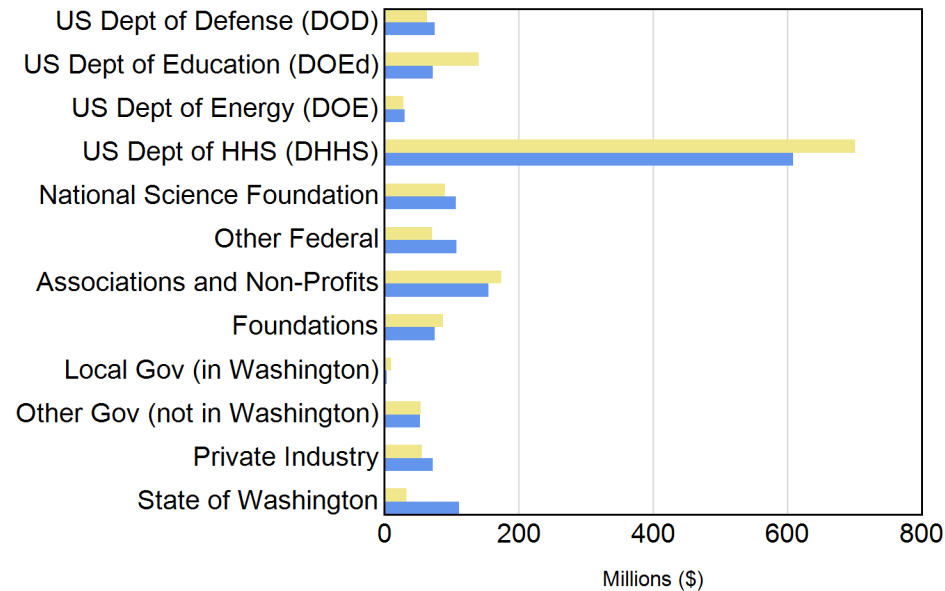
**Fiscal Year to Date**  
**Comparison of Grant & Contract Awards**



**Complete Fiscal Year**  
**Comparison of Grant & Contract Awards**



**Fiscal Year to Date**  
**Two-Year Comparison of Grant and Contract Awards**



---

---

**Summary of Grant and Contract Awards**Fiscal Year 2011-2012

---

Month	RESEARCH AND OTHER		TRAINING		Total Grants and Contracts
	Federal	Non-Federal	Federal	Non-Federal	
July	\$ 72,776,120	\$ 30,196,840	\$ 7,642,882	\$ 2,388,481	\$ 113,004,300
August	\$ 127,093,600	\$ 38,276,540	\$ 11,366,250	\$ 954,419	\$ 177,690,800
September	\$ 142,014,000	\$ 58,036,160	\$ 8,100,000	\$ 1,267,491	\$ 209,417,700
October	\$ 64,749,740	\$ 28,996,020	\$ 4,470,465	\$ 802,690	\$ 99,018,920
November	\$ 30,235,620	\$ 49,313,530	\$ 772,264	\$ 5,337,309	\$ 85,658,730
December	\$ 24,013,190	\$ 33,553,300	\$ 392,235	\$ 1,164,378	\$ 59,123,100
January	\$ 30,260,410	\$ 25,582,030	\$ 464,989	\$ 254,364	\$ 56,561,790
February	\$ 46,779,300	\$ 15,564,190	\$ 1,520,722	\$ 1,157,557	\$ 65,021,770
March	\$ 74,856,560	\$ 22,107,500	\$ 1,499,153	\$ 183,674	\$ 98,646,890
April	\$ 66,210,200	\$ 29,897,280	\$ 4,375,995	\$ 1,052,264	\$ 101,535,700
May	\$ 69,700,140	\$ 27,425,770	\$ 2,931,621	\$ 663,921	\$ 100,721,500
June	\$ 187,666,100	\$ 87,858,060	\$ 22,525,780	\$ 8,554,647	\$ 306,604,500
<b>FY12 to Date</b>	<b>\$936,355,016</b>	<b>\$446,807,227</b>	<b>\$66,062,351</b>	<b>\$23,781,194</b>	<b>\$1,473,005,787</b>
<b>FY11 to Date</b>	<b>\$973,194,333</b>	<b>\$397,000,863</b>	<b>\$123,088,653</b>	<b>\$19,698,572</b>	<b>\$1,512,982,421</b>
<b>Over (Under) Previous Year</b>	<b>(\$36,839,318)</b>	<b>\$49,806,364</b>	<b>(\$57,026,302)</b>	<b>\$4,082,622</b>	<b>(\$39,976,633)</b>



**Comparison of Grant and Contract Awards by Agency**

Fiscal Years 2010-2011 and 2011-2012

<b>Agency</b>	<b>FY11</b>	<b>FY12</b>
US Department of Defense (DOD)	\$ 63,917,127	\$ 75,265,593
US Department of Education (DOEd)	\$ 141,169,212	\$ 72,661,149
US Department of Energy (DOE)	\$ 28,389,334	\$ 30,369,559
US Department of Health and Human Services (DHHS)	\$ 701,236,217	\$ 609,309,217
National Science Foundation (NSF)	\$ 90,613,693	\$ 106,908,748
Other Federal	\$ 70,957,403	\$ 107,903,101
<b>Subtotal for Federal :</b>	<b>\$ 1,096,282,986</b>	<b>\$ 1,002,417,367</b>
Associations and Non-Profits	\$ 174,711,706	\$ 155,620,138
Foundations	\$ 87,627,781	\$ 74,995,715
Local Government (in Washington)	\$ 10,425,153	\$ 3,725,278
Other Government (not in Washington)	\$ 54,294,617	\$ 52,814,411
Private Industry	\$ 56,317,983	\$ 72,452,658
State of Washington	\$ 33,322,194	\$ 110,980,220
<b>Subtotal for Non-Federal :</b>	<b>\$ 416,699,435</b>	<b>\$ 470,588,421</b>
<b>Grand Total :</b>	<b>\$ 1,512,982,421</b>	<b>\$ 1,473,005,787</b>
<b>Amount of Increase (Decrease) :</b>		<b>(\$ 39,976,633)</b>
<b>Percent of Increase (Decrease) :</b>		<b>(2.6 %)</b>

**Comparison of Grant and Contract Awards by School/College**

Fiscal Years 2010-2011 and 2011-2012

School/College	FY11	FY12
<b>Upper Campus</b>		
Architecture and Urban Planning	\$ 3,380,510	\$ 920,504
Arts and Sciences	\$ 90,951,432	\$ 92,952,477
Center for Commercialization	\$ 291,264	
College of the Environment	\$ 121,000,146	\$ 140,941,014
Computing & Communications		\$ 15,260
Director of Libraries	\$ 4,160,902	\$ 7,428,425
Education	\$ 21,735,588	\$ 28,111,976
Educational Outreach	\$ 212,500	\$ 80,000
Engineering	\$ 105,406,859	\$ 108,141,260
Evans School of Public Affairs	\$ 1,828,438	\$ 2,937,725
Executive Vice President	\$ 2,446,340	\$ 19,981
External Affairs	\$ 52,018	
Foster School of Business	\$ 1,344,092	\$ 638,063
Graduate School	\$ 4,159,918	\$ 7,222,641
Information School	\$ 2,237,074	\$ 4,368,394
Law	\$ 2,548,512	\$ 16,722,125
Office of Research	\$ 61,024,809	\$ 59,923,405
Provost	\$ 60,480	\$ 29,468
Social Work	\$ 21,210,274	\$ 26,217,300
Undergraduate Education	\$ 1,584,769	\$ 944,534
VP Minority Affairs	\$ 9,069,278	\$ 10,250,891
VP Student Life	\$ 115,894,126	\$ 107,528,126
<b>Subtotal :</b>	<b>\$ 570,599,328</b>	<b>\$ 615,393,569</b>
<b>Health Sciences</b>		
Dentistry	\$ 8,787,218	\$ 5,976,664
Health Sciences Admin		\$ 1,690
Medicine	\$ 714,973,450	\$ 635,529,110
Nursing	\$ 17,793,736	\$ 16,496,158
Pharmacy	\$ 15,065,565	\$ 21,413,767
Public Health	\$ 152,757,941	\$ 124,373,473
<b>Subtotal :</b>	<b>\$ 909,377,910</b>	<b>\$ 803,790,861</b>
<b>Special Programs</b>		
Alcohol and Drug Abuse Institute	\$ 3,905,898	\$ 3,581,836
CHDD Administration	\$ 5,131,187	\$ 7,617,709
Hall Health Primary Care Center	\$ 283,155	
Regional Primate Center	\$ 12,465,115	\$ 36,378,651
<b>Subtotal :</b>	<b>\$ 21,785,355</b>	<b>\$ 47,578,197</b>

School/College	FY11	FY12
<b>Other UW Campuses</b>		
Bothell	\$ 4,608,959	\$ 4,417,407
Tacoma	\$ 6,610,869	\$ 1,825,754
<b>Subtotal :</b>	\$ 11,219,828	\$ 6,243,161
<b>Grand Total :</b>	\$ 1,512,982,421	\$ 1,473,005,787

---

---

**Summary of Grant Awards****Fiscal Year 2011-2012***Excluding private awards from Foundations, Industry, Associations and Others*

---

<b>Month</b>	<b>RESEARCH AND OTHER</b>		<b>TRAINING</b>		<b>Total Grants</b>
	<b>Federal</b>	<b>Non-Federal</b>	<b>Federal</b>	<b>Non-Federal</b>	
July	\$ 71,450,980	\$ 5,019,858	\$ 7,510,674	\$ 126,824	\$ 84,108,340
August	\$ 120,682,900	\$ 2,948,988	\$ 11,366,250	\$ 314,640	\$ 135,312,800
September	\$ 138,053,300	\$ 9,825,795	\$ 8,080,000	\$ 172,830	\$ 156,131,900
October	\$ 55,634,390	\$ 8,875,251	\$ 4,470,465	\$ 255,199	\$ 69,235,300
November	\$ 21,802,560	\$ 2,942,820	\$ 772,264	\$ 4,077,087	\$ 29,594,730
December	\$ 21,360,260	\$ 2,630,255	\$ 392,235	\$ 300,964	\$ 24,683,720
January	\$ 28,677,020	\$ 4,843,651	\$ 464,989	\$ 151,603	\$ 34,137,260
February	\$ 40,751,440	\$ 2,539,351	\$ 1,520,722	\$ 80,748	\$ 44,892,260
March	\$ 71,996,500	\$ 3,145,390	\$ 1,499,153	\$ 90,000	\$ 76,731,040
April	\$ 64,154,760	\$ 5,389,679	\$ 4,334,945	\$ 250,000	\$ 74,129,380
May	\$ 67,014,040	\$ 3,642,812	\$ 2,931,621	\$ 0	\$ 73,588,470
June	\$ 168,110,300	\$ 66,855,060	\$ 22,525,780	\$ 7,268,308	\$ 264,759,400
<b>Year to Date</b>	<b>\$ 869,688,400</b>	<b>\$ 118,658,900</b>	<b>\$ 65,869,090</b>	<b>\$ 13,088,200</b>	<b>\$ 1,067,305,000</b>

---

---

---

**Summary of Grant Awards****Fiscal Year 2011-2012***Private awards from Foundations, Industry, Associations and Others*

---

<b>Month</b>	<b>RESEARCH AND OTHER</b>	<b>TRAINING</b>	<b>Total Grants</b>
July	\$ 21,192,900	\$ 165,382	\$ 21,358,280
August	\$ 20,388,870	\$ 425,819	\$ 20,814,690
September	\$ 37,724,740	\$ 1,061,446	\$ 38,786,180
October	\$ 15,480,580	\$ 515,275	\$ 15,995,860
November	\$ 39,275,870	\$ 901,444	\$ 40,177,310
December	\$ 21,673,470	\$ 292,047	\$ 21,965,520
January	\$ 16,280,460	\$ 8,296	\$ 16,288,750
February	\$ 8,353,909	\$ 123,092	\$ 8,477,000
March	\$ 8,493,699	\$ 92,007	\$ 8,585,706
April	\$ 19,150,590	\$ 486,798	\$ 19,637,390
May	\$ 19,319,170	\$ 454,053	\$ 19,773,220
June	\$ 13,991,080	\$ 1,070,188	\$ 15,061,270
<b>Year to Date</b>	<b>\$ 241,325,300</b>	<b>\$ 5,595,847</b>	<b>\$ 246,921,200</b>

---

---

---

**Summary of Contract Awards**Fiscal Year 2011-2012

---

Month	RESEARCH AND OTHER		TRAINING		Total Contracts
	Federal	Non-Federal	Federal	Non-Federal	
July	\$ 1,325,143	\$ 3,984,090	\$ 132,208	\$ 2,096,275	\$ 7,537,716
August	\$ 6,410,709	\$ 14,938,690	\$ 0	\$ 213,960	\$ 21,563,360
September	\$ 3,960,724	\$ 10,485,630	\$ 20,000	\$ 33,215	\$ 14,499,570
October	\$ 9,115,353	\$ 4,640,188	\$ 0	\$ 32,216	\$ 13,787,760
November	\$ 8,433,068	\$ 7,094,843	\$ 0	\$ 358,778	\$ 15,886,690
December	\$ 2,652,925	\$ 9,249,576	\$ 0	\$ 571,367	\$ 12,473,870
January	\$ 1,583,393	\$ 4,457,920	\$ 0	\$ 94,465	\$ 6,135,778
February	\$ 6,027,863	\$ 4,670,933	\$ 0	\$ 953,717	\$ 11,652,510
March	\$ 2,860,064	\$ 10,468,410	\$ 0	\$ 1,667	\$ 13,330,140
April	\$ 2,055,442	\$ 5,357,007	\$ 41,050	\$ 315,466	\$ 7,768,965
May	\$ 2,686,101	\$ 4,463,793	\$ 0	\$ 209,868	\$ 7,359,762
June	\$ 19,555,780	\$ 7,011,920	\$ 0	\$ 216,151	\$ 26,783,850
<b>Year to Date</b>	<b>\$ 66,666,560</b>	<b>\$ 86,822,990</b>	<b>\$ 193,258</b>	<b>\$ 5,097,145</b>	<b>\$ 158,780,000</b>

---

---

---

**Report of Grant and Contract Awards  
of \$1,000,000 or More**

**June 2012**

**Requiring action of  
The Board of Regents  
of the  
University of Washington**

**Office of Research  
Office of Sponsored Programs**

---

---

**Detail of Public Grant Awards**

**Federal**

**US Department of Defense (DOD)**

**Office of Naval Research (ONR)**

To: Zoran Popovic, Associate Professor \$ 2,785,116  
 Computer Science & Eng  
 For: Engage: A Game Based Learning and Problem Solving Framework  
 Eff: 1/9/2012 Classified: No

**Total for Office of Naval Research (ONR): \$ 2,785,116**

**US Department of Defense (DOD)**

To: Ann Downer, Senior Lecturer-full Time \$ 1,785,000  
 Global Health  
 For: Department of Defense HIV/AIDS Care and Treatment Program  
 Eff: 6/1/2012 Classified: No

**Total for US Department of Defense (DOD): \$ 1,785,000**

**Total for US Department of Defense (DOD): \$ 4,570,116**

**US Department of Education (DOEd)**

**Institute of Education Sciences (IES)**

To: Robert D Abbott, Professor \$ 1,269,917  
 Dept Of Education  
 For: Preparing Scholars for Rigorous Mixed-Method Studies of K-20  
 Education Policies and Programs: The Collaborative Researchers  
 for Education Sciences Training (CREST) Program, University of  
 Washington  
 Eff: 7/1/2012 Classified: No

**Total for Institute of Education Sciences (IES): \$ 1,269,917**

**Office of Federal Student Aid (FSA)**

To: Sharon K. Lewis, Director \$ 47,000,000  
 Student Financial Aid  
 For: Pell Grant  
 Eff: 7/1/2011 Classified: No

To: Sharon K. Lewis, Director \$ 1,519,377  
 Student Financial Aid  
 For: Supplemental Educational Opportunity Grant Program  
 Eff: 7/1/2011 Classified: No

To: Sharon K. Lewis, Director \$ 2,100,000  
 Student Financial Aid  
 For: Federal Work Study  
 Eff: 7/1/2011 Classified: No

**Total for Office of Federal Student Aid (FSA): \$ 50,619,377**

**Total for US Department of Education (DOEd): \$ 51,889,294**



Detail of Public Grant Awards

Federal

**US Department of Energy (DOE)**

**US Department of Energy (DOE)**

To: David Stahl, Professor \$ 1,343,904  
Civil & Envir Engineer

For: Archaeal Influence on Nitrogen Transformations in Soil and Root  
Systems of Bioenergy Crop Species

Eff: 9/1/2011 Classified: No

To: R. Robertson, Professor \$ 3,659,000  
Physics

For: FY 2011 Annual Notice Submission of Renewal and Supplemental  
Applications for Office of Science Grants and Cooperative  
Agreements

Eff: 12/1/2011 Classified: No

**Total for US Department of Energy (DOE): \$ 5,002,904**

**Total for US Department of Energy (DOE): \$ 5,002,904**

**US Department of Health and Human Services (DHHS)**

**Health Resources and Services Administration (HRSA)**

To: King Holmes, Professor \$ 12,366,826  
Global Health

For: Building Sustainable Human and Institutional Capacity for HIV Care

Eff: 4/1/2012 Classified: No

To: David H Spach, Professor \$ 2,410,560  
Department Of Medicine

For: Regional AIDS Education and Training Centers Program

Eff: 7/1/2012 Classified: No

**Total for Health Resources and Services Administration (HRSA): \$ 14,777,386**

**Detail of Public Grant Awards**

**Federal**

**US Department of Health and Human Services (DHHS)**

**National Institutes of Health (NIH)**

To:	Dedra Buchwald, Professor Department Of Medicine	\$ 2,011,221
For:	Center for Native Population Health Disparities	
Eff:	5/1/2012	Classified: No
To:	Pradipsinh Rathod, Professor Chemistry	\$ 1,843,342
For:	Malaria Evolution in South Asia	
Eff:	7/1/2012	Classified: No
To:	Raymond Monnat, Professor Pathology	\$ 1,436,456
For:	Human RecQ helicases in biology and oncology	
Eff:	7/1/2012	Classified: No
To:	Charles E. Murry, Professor Pathology	\$ 2,529,403
For:	STEM CELLS AND CARDIOVASCULAR REPAIR	
Eff:	6/1/2012	Classified: No
To:	Walter A Kukull, Director Epidemiology	\$ 3,293,315
For:	National Alzheimer's Coordinating Center	
Eff:	7/1/2012	Classified: No
To:	Dedra Buchwald, Professor Department Of Medicine	\$ 1,713,773
For:	Cerebrovascular Disease and its Consequences in the Strong Study Cohort	
Eff:	7/1/2012	Classified: No
To:	Evan Eichler, Professor Genome Sciences	\$ 1,055,249
For:	Human Genome Structural Variaton	
Eff:	7/1/2012	Classified: No
To:	Jairam Lingappa, Assoc Professor Global Health	\$ 1,489,907
For:	Complete Genome Variation in Africans with Extreme HIV-1 Transmission Phenotypes	
Eff:	7/1/2011	Classified: No
<i>National Center for Research Resources (NCRR)</i>		
To:	Mary Disis, Professor Department Of Medicine	\$ 9,802,566
For:	Institute of Translational Health Sciences (ITHS)	
Eff:	6/27/2012	Classified: No
To:	Mary Disis, Professor Department Of Medicine	\$ 2,512,119
For:	Institute of Translational Health Sciences (ITHS)	
Eff:	6/27/2012	Classified: No
<i>Total for National Center for Research Resources (NCRR):</i>		\$ 12,314,685

**Detail of Public Grant Awards**

**Federal**

**US Department of Health and Human Services (DHHS)**

**National Institutes of Health (NIH)**

*National Institute of Environmental Health and Science (NIEHS)*

To:	Joel Kaufman, Professor Enviro & Occup Health	\$ 2,402,615
For:	DISCOVER Center: Cardiovascular Disease and Traffic-Related Air Pollution	
Eff:	6/1/2012	Classified: No
	<i>Total for National Institute of Environmental Health and Science (NIEHS):</i>	\$ 2,402,615

*National Institute of General Medical Sciences (NIGMS)*

To:	Marshall Horwitz, Professor Pathology	\$ 1,309,366
For:	Medical Scientist Training Program	
Eff:	7/1/2012	Classified: No
To:	Bruce Weir, Professor Biostatistics	\$ 1,421,545
For:	Statistical and Quantitative Genetics	
Eff:	6/5/2012	Classified: No
	<i>Total for National Institute of General Medical Sciences (NIGMS):</i>	\$ 2,730,911

*National Institute on Drug Abuse (NIDA)*

To:	Karl Hill, Research Associate Professor School Of Social Work	\$ 1,218,922
For:	Social and Genetic Factors in the Development of Tobacco and Alcohol Dependence	
Eff:	9/30/2011	Classified: No
	<i>Total for National Institute on Drug Abuse (NIDA):</i>	\$ 1,218,922

**Total for National Institutes of Health (NIH):** **\$ 34,039,799**

**Total for US Department of Health and Human Services (DHHS):** **\$ 48,817,185**

**National Science Foundation (NSF)**

**National Science Foundation (NSF)**

To:	Patricia Kuhl, Professor Speech & Hear Sci	\$ 3,750,000
For:	LIFE Center: Learning in Formal & Informal Environments	
Eff:	10/1/2009	Classified: No

**Total for National Science Foundation (NSF):** **\$ 3,750,000**

**Total for National Science Foundation (NSF):** **\$ 3,750,000**

**Detail of Public Grant Awards**

**Federal**

---

**Other Federal**

**Environmental Protection Agency (EPA)**

To: Sverre Vedal, Professor \$ 1,660,008  
 Enviro & Occup Health  
 For: UW Center for Clean Air Research YR3  
 Eff: 12/1/2010 Classified: No

**Total for Environmental Protection Agency (EPA): \$ 1,660,008**

**Total for Other Federal: \$ 1,660,008**

**Total for Federal: \$ 115,689,507**

**State of Washington**

---

**Washington State Department of Early Learning**

To: Gail Joseph, Assistant Professor \$ 7,944,892  
 Dept Of Education  
 For: UW Quality Rating and Improvement Systems  
 Eff: 5/15/2012 Classified: No

**Total for Washington State Department of Early Learning: \$ 7,944,892**

**Washington State Student Achievement Council**

To: Sharon K. Lewis, Director \$ 56,182,729  
 Student Financial Aid  
 For: State Work Study  
 Eff: 7/1/2011 Classified: No

**Total for Washington State Student Achievement Council: \$ 56,182,729**

**Total for State of Washington: \$ 64,127,621**

**Total Public Grants: \$ 179,817,128**

**Detail of Contract Awards**

**Federal**

---

**US Department of Defense (DOD)**

**Naval Surface Warfare Center**

To: Gary L Harkins, Associate Director \$ 2,553,001  
 Applied Physics Lab  
 For: FY-12 AN/BQH-9 SYSTEM UPGRADES (O&MN)  
 Eff: 6/22/2012 Classified: No

To: Gary L Harkins, Associate Director \$ 5,189,000  
 Applied Physics Lab  
 For: FY12 AN/BQH-9 SYSTEM UPGRADES (OPN)  
 Eff: 6/26/2012 Classified: No

**Total for Naval Surface Warfare Center: \$ 7,742,001**

**Total for US Department of Defense (DOD): \$ 7,742,001**

**Detail of Contract Awards**

**Federal**

**US Department of Health and Human Services (DHHS)**

**National Institutes of Health (NIH)**

*National Heart, Lung, and Blood Institute (NHLBI)*

To: Deborah Nickerson, Professor \$ 6,465,315  
Genome Sciences

For: UW NHLBI Resequencing and Genotyping Center

Eff: 6/1/2012 Classified: No

*Total for National Heart, Lung, and Blood Institute (NHLBI):* \$ 6,465,315

*National Institute of Allergy and Infectious Diseases (NIAID)*

To: Dorothy L Patton, Professor \$ 1,854,839  
Obgyn/Admin

For: Topical Microbicide Safety and Efficacy Evaluation in Nonhuman Primates

Eff: 5/31/2007 Classified: No

To: Michael B. Agy, Research Scientist/engineer Principal \$ 3,283,375  
Regional Primate Ctr

For: Simian Vaccine Evaluation Unit - 4

Eff: 6/1/2012 Classified: No

*Total for National Institute of Allergy and Infectious Diseases (NIAID):* \$ 5,138,214

**Total for National Institutes of Health (NIH):** \$ 11,603,529

**Total for US Department of Health and Human Services (DHHS):** \$ 11,603,529

**Total for Federal:** \$ 19,345,530

**Associations and Non-Profits**

**Consortium for Ocean Leadership, Inc.**

To: John R. Delaney, Professor \$ 1,944,955  
School Of Oceanography

For: Ocean Observatories Initiative: Regional Scale Nodes

Eff: 1/1/2010 Classified: No

**Total for Consortium for Ocean Leadership, Inc.:** \$ 1,944,955

**Total for Associations and Non-Profits:** \$ 1,944,955

**State of Washington**

**Washington State Department of Social and Health Services (DSHS)**

To: Edwina Uehara, Dean \$ 6,743,569  
School Of Social Work

For: The Washington State Child Welfare and Social Work Learning Alliance

Eff: 12/1/2011 Classified: No

**Total for Washington State Department of Social and Health Services (DSHS):** \$ 6,743,569

**Total for State of Washington:** \$ 6,743,569

**Total Contracts:** \$ 28,034,054



## VII. STANDING COMMITTEES

## B. Finance, Audit and Facilities Committee

Actions Taken Under Delegated Authority

Pursuant to the Standing Orders of the Board of Regents, Delegation of Authority, and to the delegation of authority from the President of the University to the Senior Vice President in Administrative Order No. 1, to take action for projects or contracts that exceed \$1,000,000 in value or cost but are less than \$5,000,000, the Administration may approve and execute all instruments.

REPORT OF ACTIONS TAKEN UNDER GENERAL DELEGATED AUTHORITY  
- CAPITAL PROJECT BUDGETS

1. MHSC I-Wing WaNPRC Cagewash Upgrade Project No. 202197  
Actions Reported: Select Architect and Adopt Budget

On July 16, 2012, the Magnuson Health Sciences Center (MHSC) I-Wing Washington National Primate Research Center (WaNPRC) Cagewash Project was re-activated to complete design and construction. The project originally completed schematic design to submit for a grant application in 2009 and 2010. In December 2008, an architectural agreement was awarded to Ambia using their Master Term Agreement based on a project value of \$992,688. The agreement amount is \$87,556 for basic services which is included in a budgeted value of \$194,905 for design consultants. The balance of the design budget is intended for a site survey, security, hazardous materials and commissioning consultant services. On July 16, 2012, a project budget was established at \$1,235,000.

Ambia has been purchased by BergerABAM. BergerABAM is a national, multidisciplinary company headquartered in Federal Way, Washington. They have been in business since 1951 providing services in planning; architectural, civil and structural engineering; environmental services; landscape architecture; public involvement; surveying and construction management.

This project completes the design and renovation of the WaNPRC Cagewash Suite located in the -1 level of the MHSC I-Wing. The project includes the renovation of five rooms and an adjacent corridor to allow for the installation of a new cagewash system, along with a newly-required steam autoclave unit. The project renovates the area to accommodate the layout of new equipment and upgrades the interior finishes. The project will require the complete remodel of the existing mechanical, electrical and communication systems that service the suite.

Design is scheduled for completion in December 2012, with construction completion forecast for June 2013.

VII. STANDING COMMITTEES

B. Finance, Audit and Facilities Committee

Actions Taken Under Delegated Authority (continued p. 2)

Funding of this project is provided as follows: \$963,533 local; \$75,000 state; and \$196,467 from a WaNPRC Grant.

Budget Summary	Current Approved Budget	Forecast Cost At Completion
Total Consultant Services	\$194,905	\$194,905
Total Construction Cost*	\$578,492	\$578,492
Other Costs	\$360,382	\$360,382
Project Administration	\$101,221	\$101,221
Total Project Budget	\$1,235,000	\$1,235,000

\* Includes construction contract amount, contingencies, and state sales tax.

2. Plant Services Building (PSB) Facilities Services Training Academy  
Project No. 202534  
Action Reported: Award Construction Contract

On August 6, 2012, a construction contract was awarded to Western Ventures Construction Company of Mountlake Terrace, Washington, in the amount of \$2,067,100 for the PSB Facilities Services Training Academy Project. Ten bids were received for this project; the highest bid was \$2,572,000. The budgeted construction cost is \$2,266,852.

Western Ventures Construction has achieved broad experience in all types of renovations, alterations, seismic upgrades, and tenant improvement projects. Their work is diverse with completed projects ranging from \$50,000 to \$4,000,000. They have completed several projects at the UW, including the Child & Family Wellbeing Center, Safe Campus Fire and Life Safety Monitoring and Notification Project, Kane Hall Classroom Renovations, UWMC Radiology Faculty Upgrade, and the Hec-Ed Team Area Renovation.

This project renovates approximately 8,350 square feet of the first floor of the Plant Services Building to accommodate a new training facility. This will provide the only centralized location for specialized staff training for Facilities Services' large and geographically dispersed workforce. It is foundational to Facilities Services' commitment to invest in staff development, technical skills improvement, train on emerging technologies and equipment, and share facility-specific and industry-wide knowledge. In addition to the Training Center, additional contiguous square footage will be renovated for Material Management,



## VII. STANDING COMMITTEES

### B. Finance, Audit and Facilities Committee

#### Actions Taken Under Delegated Authority (continued p. 3)

Facilities Records, and Asbestos Management activities, all of which support the core mission of Facilities Services.

Design was completed in May 2012. Construction began in August, with completion forecast for January 2013.

Funding in the amount of \$4,190,000 is provided from local funds and \$26,533 from state funding. Originally, the audio video package (see "Other Costs" below) of the project was valued at \$300,000, and has now been increased to include a more robust system valued at approximately \$600,000. No donor funding is being used nor are any naming opportunities envisioned.

Budget Summary	Current Approved Budget	Forecast Cost At Completion
Total Consultant Services	\$445,664	\$443,059
Total Construction Cost*	\$2,804,890	\$2,586,052
Other Costs	\$429,933	\$791,376
Project Administration	\$289,513	\$289,513
Total Project Budget	\$3,970,000	\$4,110,000

\* Includes construction contract amount, contingencies, and state sales tax.

#### Previous Actions Reported:

September 2011      Select Architect  
July 2012              Adopt Budget

3. Magnuson Health Sciences Center E Membrane Replacement Project No. 203172  
Action Reported: Award Construction Contract

On June 15, 2012, a construction contract was awarded to MBR, LLC of Woodinville, Washington, in the amount of \$2,396,000 for the Magnuson Health Sciences Center (MHSC) E Membrane Replacement Project. Two bids were received for this project; the highest bid was \$2,588,000. The budgeted construction cost was \$2,194,016.

MBR, LLC was established in 2009 to perform commercial general contractor public works projects. These include projects for Issaquah, Seattle, and Monroe school districts and Everett Community College, as well as the City of Everett.

VII. STANDING COMMITTEES

B. Finance, Audit and Facilities Committee

Actions Taken Under Delegated Authority (continued p. 4)

This project will eliminate leaks from the MHSC E Courtyard into the building below by replacing the horizontal waterproofing membrane on the structure. The work will include removing all existing landscaping and the existing membrane. A new waterproofing membrane and insulation will be placed. New landscaping will be installed, including new subsurface drainage, topsoil and plantings, irrigation, paving and furniture.

Design was completed in May. Construction began in June, with completion forecast for December 2012.

Funding of \$760,240 is provided by the state with an addition of \$3,000,000 from local funds. No donor funding is being used nor are any naming opportunities envisioned.

Budget Summary	Current Approved Budget	Forecast Cost At Completion
Total Consultant Services	\$310,513	\$387,226
Total Construction Cost*	\$2,915,786	\$3,077,224
Other Costs	\$38,742	\$41,661
Project Administration	\$254,129	\$254,129
Total Project Budget	\$3,519,170	\$3,760,240

\* Includes construction contract amount, contingencies, and state sales tax.

Previous Actions Reported:

February 2011      Establish Budget  
February 2011      Select Architect

4.      Tunnel/Manhole Asbestos Abatement and Expansion Joints/Steam Trap Repair or Replacement No. 203695  
Actions Reported: Select Engineer, Budget Adjustment and Award Construction Contract and Engineering Agreement

On July 24, 2012, a construction contract was awarded to Shinn Mechanical, Inc. in the amount of \$697,797 for the Tunnel/Manhole Asbestos Abatement and Expansion Joint/Steam Trap Repair and Replacement Project. Two bids were received for this project; the highest bid was \$697,797. The low bid claimed a mathematical error and declined to accept the award. The budgeted construction cost was \$ 488,399. On May 7, 2012, the project budget was originally

## VII. STANDING COMMITTEES

### B. Finance, Audit and Facilities Committee

#### Actions Taken Under Delegated Authority (continued p. 5)

established at \$800,000. Due to bid results, it was increased on July 5, 2012 to \$1,050,000.

On November 18, 2011, an engineering agreement was awarded to Harris Group for this project using their Master Term Agreement. The agreement amount is \$68,713 for basic services which is included in a budget value of \$117,883 for design consultants. The balance of the design budget is intended for hazardous materials consultant and designing additional scope.

Shinn Mechanical, Inc. is headquartered in Kent, Washington, and provides construction services for commercial and industrial clients throughout the Pacific NW region using cutting edge equipment such as AutoCAD 3-dimensional models to fabricate pipe with a higher level of efficiency, precision and quality control. Shinn Mechanical has completed numerous projects at the UW Power Plant Facility, including the asbestos abatement projects in our tunnel system in past biennia.

The Harris Group is an engineering firm based in Seattle, Washington, comprised of over 250 employees nationwide. Their Seattle headquarters office employs nearly 80 staff. Over the past two years, the Harris Group has managed over a dozen mechanical-focused on-call projects for the University on its Master Term Agreement for industrial mechanical projects. In addition, this firm has provided on-call engineering services for a broad range of public and private clients including Boeing, Port of Seattle and Shell Oil.

This project will remove all asbestos-containing pipe insulation within one vault and utility tunnel system, and replace select expansion joints throughout the tunnel system. This will require isolation of the steam lines and other utilities for this location. All valves, expansion joints and selected other appurtenances will be replaced as a matter of preventative maintenance during the shutdown. Everything requiring insulation will then receive new non-asbestos insulation.

Design was completed in June. Construction began in July, with completion forecast for May 2013.

Funding of \$1,050,000 is provided by the state.

VII. STANDING COMMITTEES

B. Finance, Audit and Facilities Committee

Actions Taken Under Delegated Authority (continued p. 6)

Budget Summary	Original Budget	Current Approved Budget
Total Consultant Services	\$118,850	\$117,883
Total Construction Cost*	\$598,973	\$851,420
Other Costs	\$28,824	\$13,718
Project Administration	\$53,353	\$66,979
Total Project Budget	\$800,000	\$1,050,000

\* Includes construction contract amount, contingencies, and state sales tax.

5. UWMC Operating Rooms (ORs) 8, 9, 13, 20 Upgrade Project No. 203979  
Actions Reported: Select Architect and Adopt Budget

On July 24, 2012, an architectural agreement was awarded to Buffalo Design for the UWMC Operating Rooms 8, 9, 13 and 20 Upgrade Project using their Master Term Agreement. The agreement amount is \$125,834.00 for basic services which is included in a budget value of \$209,854 for design consultants. The balance of the design budget is intended for the following consultant services: hazardous materials, testing and balancing, permit expedition, and commissioning. On July 24, 2012, a project budget was established for \$1,000,000.

Buffalo Design, Inc. is a local Seattle firm established in 1986. The firm has an extensive history of successful design projects at the University of Washington Medical Center and Harborview Medical Center, including the UWMC MICC ADA Upgrade, UWMC Cart Washer Replacement, UWMC 8SE Infusion Clinic, HMC Hydrotherapy Renovation, and the HMC Transfusion Support Services. They also have completed a broad range of successful project types at other regional hospitals.

This project will upgrade normal power utility services and provide minor finishes upgrades in Operating Rooms 8, 9, 13 and 20 in the OR Suite on the second floor of the UWMC to address a building code deficiency. This project is the second phase of a phased program by the UWMC to standardize the ORs in the suite and comply with current code requirements. The project adds redundant power in the form of normal power service to each of these rooms, as well as assesses and provides better distribution of the emergency power circuits within each of these ORs. As part of the effort to standardize, the project will relocate utility service columns to better suit the equipment locations and use of the room

## VII. STANDING COMMITTEES

### B. Finance, Audit and Facilities Committee

#### Actions Taken Under Delegated Authority (continued p. 7)

by the operating teams as well as upgrade the finishes and lighting within the room.

Design is scheduled for completion in December 2012. Construction will begin in January 2013, with completion forecast for February 2014.

Funding is provided from the University of Washington Medical Center. No donor funding is being used nor are any naming opportunities envisioned.

Budget Summary	Current Approved Budget	Forecast Cost At Completion
Total Consultant Services	\$209,854	\$209,854
Total Construction Cost*	\$684,375	\$684,375
Other Costs	\$22,491	\$22,491
Project Administration	\$83,280	\$83,280
Total Project Budget	\$1,000,000	\$1,000,000

\* Includes construction contract amount, contingencies, and state sales tax.

#### 6. Lewis Hall Concept Analysis and Move Project No. 203983 Actions Reported: Select Architect and Adopt Budget

On June 26, 2012, an architectural agreement was awarded to Buffalo Design for the Lewis Hall Concept Analysis and Move project under their existing Master Term Agreement for architectural services contract. The agreement amount is \$29,714 for professional services to complete a predesign and analysis for occupying the fourth floor, which is included in a budget value of \$118,797 for design consultants. The balance of the design budget is intended for basic services, a hazardous materials consultant, furnishings design and a structural analysis. On July 31, 2012, the project budget was established at \$1,500,000.

Buffalo Design is a Seattle firm of planners, architects and interior designers established in 1986. This Women and Minority Business Enterprise (WMBE) firm has successfully completed projects at the University of Washington Medical Center and throughout the campus, including the President's Residence, Burke Museum, UW Bothell Enrollment Expansion, and Magnuson Health Sciences Center B503 Lab Conversion.

This project renovates a majority of Lewis Hall for occupancy by the College of Arts & Sciences, Applied Mathematics Department. This project will be

VII. STANDING COMMITTEES

B. Finance, Audit and Facilities Committee

Actions Taken Under Delegated Authority (continued p. 8)

completed in two phases to accommodate the school calendar. Phase 1 will install carpet, paint and furniture prior to the start of school using the JOC procurement. Phase 2 will include similar tenant improvements for the remaining portions of Lewis Hall as a design-bid-build, and will be completed by the end of the calendar year.

Design is scheduled for completion in September 2012. Construction began in August for Phase 1, with completion forecast for December 2012 for Phase 2.

Funding is provided by College of Arts and Sciences. No donor funding is being used nor are any naming opportunities envisioned.

Budget Summary	Current Approved Budget	Forecast Cost At Completion
Total Consultant Services	\$118,797	\$118,797
Total Construction Cost*	\$415,553	\$415,553
Other Costs	\$835,238	\$835,238
Project Administration	\$130,412	\$130,412
Total Project Budget	\$1,500,000	\$1,500,000

\* Includes construction contract amount, contingencies, and state sales tax.

REPORT OF ACTIONS TAKEN UNDER SPECIFIC DELEGATED AUTHORITY

1. Fluke Hall Renovation Project No. 203880  
Actions Reported: Select General Contractor/Construction Manager (GC/CM)

In May 2012, the Board of Regents authorized the use of the GC/CM Alternative Public Works contracting method, and delegated authority to the President to award a GC/CM contract for the Fluke Hall Renovation project.

The Capital Projects Office issued a Request for Proposals for GC/CM services, and received responses from eleven firms. A selection committee reviewed the responses and selected four firms, who were interviewed by the University's selection committee on July 16, 2012. Based on the scoring of the proposals and interviews, Hoffman, Sellen and Turner were requested to submit a Final Proposal for Contractor Fee and Specified General Conditions on August 2, 2012.

## VII. STANDING COMMITTEES

### B. Finance, Audit and Facilities Committee

#### Actions Taken Under Delegated Authority (continued p. 9)

The firm with the highest total score, resulting from the scoring of the Proposal, the Interview and the results of the Final Proposal, was Sellen Construction. They were selected to provide Preconstruction Services and for Maximum Allowable Construction Cost (MACC) negotiations. Their bid for Fee and Specified General Conditions was \$1,517,778, which is included in a budget value of \$1,514,889. An Agreement for Preconstruction services is in negotiations.

Sellen Construction was founded in Seattle, Washington, in 1944. Recent projects constructed by Sellen on the Seattle campus include PACCAR and Business Halls for the Foster School of Business, the Conibear Shellhouse and the Hec Edmundson Pavilion Renovation. Sellen also completed the Harborview Research and Training Facility and UW Medicine's South Lake Union campus second phase building.

Fluke Hall was built by Sellen Construction in 1988, and is located near the eastern edge of the Seattle campus. Fluke Hall is a three-story building that served as the former home of the Washington Technology Center. This project will renovate core building systems and redevelop the building spaces for joint use by the UW Center for Commercialization (C4C) and the College of Engineering (CoE). It is envisioned that the project will be constructed in multiple phases, and will be partially-occupied during the renovation. The complete scope of the Fluke Hall Renovation remains to be determined. The project architect has begun a schematic design effort aimed at determining the most cost-effective phasing strategy, and a clear understanding of what can be achieved for the available funds.

The Project scope described in the feasibility study was expected to have a total project cost of \$28.5 million. Funding in the amount of \$500,000 has been provided by the University of Washington Office of Planning and Budgeting for the start of design.

Funding sources for the projected \$28.5M Fluke Hall Renovation project are primarily local funds. Approximately \$1.5M of debt proceeds from the debt issued for the Molecular Engineering Building project will be used to support critical improvements to the UW Clean Room Core Research Facility in Fluke Hall, which is managed by the College of Engineering and supports the nanotechnology-focused research planned for the Molecular Engineering Building. The local funds sources for the renovation include \$2.82M from the Provost's 2011-2013 Minor Capital Reserve, \$3.28M from the Sound Transit Reserve, and \$20.9M from onetime Minor Capital Repair carry-forward funding from previous years.

VII. STANDING COMMITTEES

B. Finance, Audit and Facilities Committee

Actions Taken Under Delegated Authority (continued p. 10)

As discussed with the Board at its May 2012 meeting, a GC/CM construction contract will not be awarded until the project budget is confirmed at a future meeting of the Board.

Budget Summary	Current Approved Budget	Forecast Cost At Completion
Total Consultant Services	\$3,491,000	To be determined
Total Construction Cost*	\$22,590,000	To be determined
Equipment, Artwork, Other Costs	\$910,000	To be determined
Project Administration	\$1,509,000	To be determined
Total Project Budget	\$28,500,000	To be determined

\* Includes construction contract amount, contingencies, and state sales tax.



**VII. STANDING COMMITTEES****B. Finance, Audit and Facilities Committee**Architectural Commission Student Membership AppointmentRECOMMENDED ACTION

It is the recommendation of the administration and the Finance, Audit and Facilities Committee that the Board of Regents appoint Chris Tritt to the University of Washington Architectural Commission as the student representative, with a term commencing in September 2012 and ending in June 2013. Chris fills a vacancy created by the departure of Aaron James Yamasaki due to his recent graduation.

BACKGROUND

The Board of Regents established the Architectural Commission in December 1957 to advise the Board and University President on matters concerning the design, function, performance, and environmental integrity of the University's buildings, landscapes, infrastructure, and urban amenities. In its advisory capacity, the commission reviews and evaluates plans and projects that affect the aesthetic character and composition of the University's three campuses. It reviews the selection of building sites, the design of new buildings and public spaces, major additions and modifications to these elements, and campus plans; and it issues general and specific recommendations related to these elements, and to design and planning policies that ensure the aesthetic and historic integrity of the public settings of University life. The commission assists the Board and University President in the selection of architects and consultants for all projects that influence the physical and aesthetic character of its campuses, and periodically reviews the design of these projects through all phases of their development. In addition, the commission periodically reviews and evaluates the University's campus master and subsidiary plans, and advises the University President on related architectural and environmental issues as they may arise, including historic conservation. The Architectural Commission's Statement of Organization and Function is attached.

MEMBERSHIP

Chris Tritt is a dual degree student pursuing degrees in architecture and construction management (resume attached). He has completed his coursework toward Architectural Studies with Departmental Honors in 2012, the first dual degree student ever to achieve this honor. He continues to pursue studies for a degree in Construction Management in 2013. He is an excellent student, achieving Dean's List status from 2009 to the present, with a GPA of 3.84. Chris

## VII. STANDING COMMITTEES

### B. Finance, Audit and Facilities Committee

#### Architectural Commission Student Membership Appointment (continued, p. 2)

studied with the Rome program in 2011, was a member of UW's cycling team, and currently works for a local architectural firm. He is a 2009 graduate of Seattle's Nathan Hale High School.

Other current members of the Commission are:

Linda Jewell	Freeman & Jewell (Term expires 10/14)
Stephen Kieran	Kieran Timberlake (Term expires 10/13; stepping down as of 11/12)
Cathy Simon	Perkins+Will (Term expires 10/14)
John Syvertsen	Cannon Design (Term expires 10/14)
John Schaufelberger	Faculty Member, Commission Chair and Interim Dean, College of Built Environments*

*\*Daniel Friedman, Dean, College of Built Environments is on leave for the 2012-13 academic year.*

#### *Ex officio members:*

V'Ella Warren	Senior Vice President
Rebecca Barnes	University Architect & Assistant Vice Provost, Campus Planning
Richard Chapman	Associate Vice President, Capital Projects Office
Charles Kennedy	Associate Vice President, Facilities Services
Kristine Kenney	University Landscape Architect
Kirk Pawlowski	Assistant Vice Provost, Capital Resource Planning

#### REVIEW AND APPROVALS

This recommendation has been reviewed and approved by the Chair of the Architectural Commission.

#### *Attachments*

1. BRG, Standing Orders, Chapter 4, Section 1.A, The University of Washington Architectural Commission
2. Chris Tritt resume

# **Board of Regents Governance**

## **Standing Orders**

### **Chapter 4**

#### **Advisory Committees, Commissions, and Boards**

#### **1. Advisory Committees and Commissions**

##### **A. The University of Washington Architectural Commission**

###### **1) Establishment of the Commission**

The Board of Regents established the Architectural Commission (commission) in December 1957 to advise the Board and University President on matters concerning the design, function, performance, and environmental integrity of the University's buildings, landscapes, infrastructure, and urban amenities.

In its advisory capacity, the commission reviews and evaluates plans and projects that affect the aesthetic character and composition of the University's three campuses. It reviews the selection of building sites, the design of new buildings and public spaces, major additions and modifications to these elements, and campus plans; and it issues general and specific recommendations related to these elements, and to design and planning policies that ensure the aesthetic and historic integrity of the public settings of University life. The commission assists the Board and University President in the selection of architects and consultants for all projects that influence the physical and aesthetic character of its campuses, and periodically reviews the design of these projects through all phases of their development. In addition, the commission periodically reviews and evaluates the University's campus master and subsidiary plans, and advises the University President on related architectural and environmental issues as they may arise, including historic conservation.

###### **2) Statement of Organization and Function**

###### **a) Number of Members and Representation**

Nine voting members and four non-voting ex-officio members constitute the University of Washington Architectural Commission. The Board of Regents appoints all nine voting academic and professional members: the Dean of the College of Built Environments, or his or her designee; four design professionals, including at least two registered architects and one registered landscape architect; a representative of the University of Washington Faculty Senate recommended by the Senate Chair, who shall serve as Vice Chair of the commission; a representative of student government jointly recommended by the President of the Associated Students of the University of Washington and the President of the

Graduate and Professional Student Senate; and two voting members-at-large from within or outside the University community, nominated by the University President. The four non-voting ex-officio members of the commission include the Senior Vice President, the Associate Vice President for Capital Projects, the University Architect, and the University Landscape Architect.

The Chair of the commission may designate additional ex-officio members as appropriate.

**b) Terms of Membership**

The Board of Regents will appoint each professional member for a term of four years; when the Board fills a vacancy among the professional members, the appointee will serve for the remainder of the unexpired term. The faculty and representatives and members-at-large will serve a term of two years. Members of the commission may succeed themselves and may serve beyond the appointed term, until the Board of Regents appoints a successor.

Wherever possible, the terms of professional and at-large members will be staggered, such that no two appointments expire in the same year.

**c) Officers of the Commission, Quorum, Meetings, and Procedures**

The Dean of the College of Built Environments (or his or her recommended designee as approved and appointed by the Board of Regents) will chair the commission and preside at its meetings. In the event the Chair is absent from a regularly scheduled meeting of the commission, the Vice Chair will preside. When and where appropriate, the Chair will represent the commission at meetings of the Board of Regents Finance, Audit, and Facilities Committee (FAF), and at any other meeting where university groups, departments, or academic units seek the perspective of the commission.

Any five voting members will constitute a quorum for the transaction of commission business. Actions constituting commission recommendations must secure the approval of a majority of those present.

The Vice Provost for Planning and Budgeting shall authorize appropriate compensation for the professional members.

The University of Washington Office of the Vice Provost for Planning and Budgeting, through the agency of the University Architect, will assist the commission in the coordination of its meetings and minutes, and in the preparation and dissemination of official correspondence.

The Chair of the commission, working in cooperation with the University Architect, may from time to time appoint and convene sub-committees to act on behalf of the commission to expedite the timely review of major projects; review smaller projects that would not otherwise fall under the commission's purview; and undertake special reviews or assignments of projects or the review of other issues related to the urban, architectural, and aesthetic integrity of the University.

**d) Advisory Responsibilities and Referral Function**

The Architectural Commission advises the Board of Regents and University President on the planning and development of the University's primary campuses, urban properties, remote facilities, and other significant environmental assets. Its role includes recommending architectural and planning principles and policies appropriate and advantageous in guiding the physical growth, development, and conservation of the University's buildings and grounds and their various physical settings and contexts. Except for minor interior remodeling and renovations, the University refers all campus architectural and planning matters to the commission for its review and recommendations.

**e) Comprehensive Planning**

The commission will make recommendations concerning the preparation of a comprehensive general plan for the physical and aesthetic development of the University' campuses, including and especially design principles to guide future growth. The commission will periodically review existing, proposed, and revised campus plans. In its ongoing review the progress of the campus design and planning efforts, the commission may recommend the selection of firms and consultants for specific projects, and periodically issue related recommendations for approval by the Board of Regents. These recommendations shall be documented and may be revised from time to time for the purpose of providing a current guide for the design and performance of campus grounds and buildings. In making recommendations involving campus open space, landscape design, and plantings, the commission will seek the consultation of the University Landscape Advisory Committee.

**f) Special Projects, Design Requirements, and Referral Functions**

The commission will review the urban and architectural design, performance, and environmental consequences of all projects that influence the character and integrity of the University's campuses including new construction; additions to existing buildings when such additions affect the exterior appearance of buildings; major interior

renovations of existing significant buildings; and projects involving the development of the campus grounds, including landscaping, sculpture, monuments, memorials, and public art.

The commission will advise and assist the project designer and the University in the development of all major projects. It will review such projects during and upon completion of feasibility study, prior to the commencement of detailed planning work, and following the commencement of the design process; it will guide the project designers, review the progress of designs, and suggest modifications and adjustments as necessary and appropriate up to the approval of a fully developed design for construction. The commission's recommendations will embody or set forth principles and criteria as they relate to campus plans and to the principles of campus design and such other recommendations deemed proper and important in the design of the project. The commission may recommend approval of the design of projects, or recommend changes in the design. Recommended changes that significantly affect the scope of work must secure the concurrence and approval of the Senior Vice President prior to their implementation.

**g) Recommendations for Awarding of Design Contracts**

The voting members of the commission shall make recommendations to the University President and the Board of Regents for the awarding of major design contracts for new construction and additions to existing buildings when such additions affect the exterior appearance of buildings and major planning and site studies. Major design contracts include any contract that requires the approval of the Board of Regents.

**h) Procedure**

In its meetings and deliberations the formal procedures of the commission will be governed by Robert's Rules of Order, latest revised edition.

**i) Conflict of Interest**

Commission members or their firms are not eligible to accept design or major consulting contracts with the University of Washington on any projects during the time of their tenure on the commission.

*BR, January 21, 1977; October 1989; June 9, 1995; September 17, 1999; January 21, 2000; July 12, 2012.*

# Chris Tritt

1542 NE 96th St. Seattle, WA 98115

(206) 349-3669

trittc@uw.edu

**Statement** I am pursuing a position on the Architectural Commission to learn about the projects and development on the University of Washington Campus, and to aid in the quality evaluation and assurance of projects that affect the University.

**Education** University of Washington - Seattle, WA  
Architectural Studies with Departmental Honors 2012  
Construction Management 2013

Nathan Hale High School - Seattle, WA 2009

**Achievements** First student awarded departmental honors in Architecture while in the dual-degree program with Construction Management

Faculty Award for Scholarship and Design, University of Washington 2012

Rowland A. Simpson Endowed Fund in Architecture, 2011

Annual Dean's List, 2009 to Present (3.84 GPA)

**Skills** Proficient in Adobe Illustrator, InDesign, Photoshop, Google Sketchup, V-ray, On-Screen Takeoff, and Excel. Some experience in Rhino, Solidworks, AutoCAD, Grasshopper, and Revit.

**Experience** Herban Feast Catering - 8/2008 to 8/2011  
Food preparation, dish washing, inventory, van driving

HDR Architectural Intern - 6/2012 to present  
Conceptual diagramming, Revit modeling, analysis, and notation

**Activities** Study Abroad - Rome, Italy 2011

UW Cycling Team 2009

**References** available upon request

VII. STANDING COMMITTEES

B. Finance, Audit and Facilities Committee

University of Washington Investment Committee Membership Reappointment

RECOMMENDED ACTION

It is the recommendation of the administration and the Finance, Audit and Facilities Committee that the Board of Regents make the following reappointment to the University of Washington Investment Committee:

Reappointment

Bryan White

November 1, 2012 to October 31, 2015

BACKGROUND

The University of Washington Investment Committee (UWINCO) was established in May 2001 as an advisory committee to the Board of Regents to help oversee the University’s investment programs. A Statement of Principles was adopted to address the administrative functioning of the Committee (attached). UWINCO is comprised of both Regent and non-Regent members. Non-Regent members are investment professionals whose global expertise brings added perspective to the investment process at the University. The President of the University serves as an *ex officio* member. Bryan White’s bio is attached.

UWINCO APPOINTMENT DATES

	<u>Terms of Appointment</u>	
David Bonderman	10/1/2011 to 9/30/2015	
Jeff Brotman, UWINCO Chair	10/1/2011 to 9/30/2014	
Michael Larson	10/1/2011 to 9/30/2013	
Mary Pugh	10/1/2011 to 9/30/2014	
Bryan White	11/1/2012 to 10/31/2015	<i>reappointment</i>
Regent Orin Smith	3/1/2010 to 2/28/2013	
President Michael Young	<i>ex officio</i>	

REVIEW AND APPROVAL

The recommended action has been reviewed and approved by the Chair of the Board of Regents, the President of the University, the Chair of UWINCO, the Chief Investment Officer, and the Senior Vice President.

*Attachments*

1. BRG, Standing Orders, Chapter 4, Section 1.B, University of Washington Investment Committee (UWINCO)
2. Bryan White Bio



# Board of Regents Governance

## Standing Orders

### Chapter 4

#### Advisory Committees, Commissions, and Boards

##### 1. Advisory Committees and Commissions

###### B. University of Washington Investment Committee (UWINCO)

###### 1) Establishment of the Committee

The Board of Regents of the University of Washington is vested by statute with responsibility for the management of the properties of the University, including its investment programs.

In May 2001, in recognition of the growth of the investment program in both size and complexity, the Board established under its Finance, Audit and Facilities (FAF) Committee (then known as the Finance and Audit Committee or "FAC") an advisory subcommittee called the University of Washington Investment Committee (UWINCO) to help it oversee investment programs. UWINCO is comprised of both Regent and non-Regent members. Non-Regent members are investment professionals whose expertise brings added perspective to the investment process at the University.

###### 2) Statement of Principles

###### a) Membership and Terms

UWINCO shall consist of no more than ten members to be appointed by the Board of Regents, plus the President of the University who shall serve ex-officio. These appointments shall be based on recommendations submitted by the Chair of the Board of Regents after consultation with the Chair of UWINCO and the President of the University (or his or her designee).

One or two UWINCO members shall be selected from the Board of Regents. The remaining UWINCO members shall be experienced investment professionals of varying backgrounds with close ties to the University. Criteria for non-Regent membership on UWINCO shall include investment expertise in such areas as private equity, hedge funds, international markets, real estate and institutional investing; access to desirable managers; strategic focus; and commitment to the University of Washington.

Regent and non-Regent members will be asked to make a minimum commitment of three consecutive years, renewable by the Board of Regents.

**b) Functions**

UWINCO shall advise the Board of Regents (and/or its appropriate committee) and the University President (and/or his or her designee) on matters relating to the management of the University's investment program. This includes, but is not limited to, the following: overall asset allocation, performance goals, new investment strategies, strategy implementation, manager identification, due diligence, and valuation policy.

**c) Meetings**

Regular meetings of UWINCO shall be held quarterly. Special meetings may be called by the Chair, the University President (or his or her designee) at any time.

**d) Indemnification and Compensation**

The University shall indemnify UWINCO members to the fullest extent permitted by law and the Standing Orders of the Board of Regents. UWINCO members shall not be paid for service as committee members.

**e) Conflict of Interest**

Regent members of UWINCO are governed by conflict of interest rules applicable to Regents. Non-Regent members shall comply with the following conflict of interest provisions:

- i)** When a UWINCO member knows that the University is considering a transaction in which he or she has a beneficial interest, the member shall (1) alert the Senior Vice President (or successor official) of his or her potential beneficial interest and (2) not participate in the formulation or rendering of advice with respect to the transaction.
- ii)** Committee members shall not participate in the formulation or rendering of UWINCO advice where their participation could be influenced by financial or other considerations that would conflict or could reasonably appear to conflict with their UWINCO obligations to only consider the best interest of the University. Where a member is uncertain about the application of this rule to particular circumstances, he or she should consult the Chair of UWINCO and the Senior Vice President who may seek the advice of the Attorney General's Office as appropriate.

iii) Committee members may engage in investment transactions with the University if the Chair of UWINCO and the Senior Vice President (who may consult with the Attorney General's Office as he or she deems appropriate) determine that the UWINCO member has not participated in the formulation or rendering of UWINCO advice to the University regarding the transaction.

**f) Chair and Vice Chair; Administrative Support**

The Chair of UWINCO shall be designated by the Chair of the Board of Regents. The Chair of UWINCO shall designate a Vice Chair from the committee membership. During the absence of the Chair or while he or she is unable to act, the Vice Chair shall perform the duties and exercise the powers of the Chair. The Senior Vice President shall ensure that UWINCO has appropriate administrative support services, including secretarial assistance and record keeping.

**g) Communication**

The Chair of the committee and/or the Chief Investment Officer shall provide quarterly reports on the performance of the University's investment program to the Board of Regents (and/or its designated committee).

**h) Amendments**

This Statement of Principles shall be reviewed annually and updated as needed. Amendments, additions, deletions or replacements, may be recommended by UWINCO. Such changes shall be subject to the approval of the President of the University and the Board of Regents.

*BR, January 21, 1977; October 1989; June 9, 1995; September 17, 1999; January 21, 2000; July 12, 2012.*

**Bryan White**, Managing Director, is co-head of BlackRock Alternative Advisors (BAA), the firm's fund of hedge funds platform, serves as BAA's Chief Investment Officer and is a member of BlackRock's Operating and Capital Committees.

Mr. White's service with the firm dates back to 1994, including his years with Quellos Group, LLC, which was acquired by BlackRock in 2007. He co-founded Quellos in 1994, and served as Chief Investment Officer, Chairman of the Quellos Investment Committee and member of the Quellos Executive Committee. From 1988 to 1994, Mr. White was a Portfolio Manager and the Director of Research at Collins Associates. Before joining Collins, Mr. White was a consultant with Price Waterhouse and a sole proprietor of his own independent consulting firm.

Mr. White serves on the Board of Pomona College and Seattle Biomedical Research Institute and is a member of the University of Washington Investment Committee. He earned a BA degree with a concentration in mathematical economics from Pomona College in 1984 and an MBA degree, *with honors*, from the University of Chicago in 1989.

VII. STANDING COMMITTEES

B. Finance, Audit and Facilities Committee

UW Advisory Committee on Real Estate Membership Reappointments

RECOMMENDED ACTION

It is the recommendation of the administration and the Finance, Audit and Facilities Committee that the Board of Regents make the following reappointments to the Advisory Committee on Real Estate:

<u>Reappointments</u>	
Curtis Feeny	10/1/12 to 9/30/15
Michael Giliberto	10/1/12 to 9/30/15
James Kenyon	10/1/12 to 9/30/15
Roslyn Payne	10/1/12 to 9/30/15
Stuart Sloan	10/1/12 to 9/30/15
Gary Waterman	10/1/12 to 9/30/15

BACKGROUND

The University of Washington Advisory Committee on Real Estate (ACRE) was established in September 2009 as an advisory committee to the Board of Regents on matters relating to the management of the University’s commercial income-producing properties and other significant real estate investments. A Statement of Principles (attached) was adopted to address the administrative functioning of the Committee. ACRE is comprised of both Regent and non-Regent members. Non-Regent members are real estate professionals of varying background whose expertise brings added perspective to those responsible for the management of the University’s real estate. The President of the University serves as an *ex officio* member. The bios for the reappointed members are attached.

ACRE MEMBERSHIP

	<u>Term of Appointments</u>	
Jeff Brotman, ACRE Chair	2/1/12 to 1/31/15	
Curtis Feeny	10/1/12 to 9/30/15	<i>reappointment</i>
Michael Giliberto	10/1/12 to 9/30/15	<i>reappointment</i>
James Kenyon	10/1/12 to 9/30/15	<i>reappointment</i>
Roslyn Payne	10/1/12 to 9/30/15	<i>reappointment</i>
Stuart Sloan	10/1/12 to 9/30/15	<i>reappointment</i>
Gary Waterman	10/1/12 to 9/30/15	<i>reappointment</i>
Regent Herb Simon	2/1/12 to 1/31/15	
President Michael Young	<i>ex officio</i>	

## VII. STANDING COMMITTEES

### B. Finance, Audit and Facilities Committee

UW Advisory Committee on Real Estate Membership Reappointments (continued  
p. 2)

### REVIEW AND APPROVAL

The recommended action has been reviewed and approved by the Chair of the Board of Regents, the President of the University, the Chair of ACRE, the Chief Real Estate Officer, and the Senior Vice President.

### *Attachments*

1. BRG, Standing Orders, Chapter 4, Section 1.C, University of Washington Advisory Committee on Real Estate (ACRE)
2. Member bios

# **Board of Regents Governance**

## **Standing Orders**

### **Chapter 4**

#### **Advisory Committees, Commissions, and Boards**

#### **1. Advisory Committees and Commissions**

##### **C. University of Washington Advisory Committee on Real Estate (ACRE)**

###### **1) Establishment of the Committee**

The Board of Regents of the University of Washington is vested by statute with responsibility for the management of the real properties of the University, including its Metropolitan Tract located in downtown Seattle. In September 2009, the Board established an Advisory Committee on Real Estate (ACRE) and adopted the following Statement of Principles.

###### **2) Statement of Principles**

###### **a) Membership and Terms**

The UW Advisory Committee on Real Estate (ACRE) shall consist of no more than eight members to be appointed by the Board of Regents, plus the President of the University who shall serve ex officio. The appointments shall be based on recommendations submitted by the Chair of the Board of Regents after consultation with the Chair of ACRE, the President of the University and his or her designee(s).

One or two of the appointed members shall be selected from the Board of Regents. The remaining appointed members shall be experienced professionals of varying backgrounds.

There shall be a three-year term limitation for Regent and non-Regent members of ACRE, renewable by the Board of Regents. Members will be asked to make a minimum commitment of three consecutive years, and shall serve at the pleasure of the Board of Regents.

###### **b) Functions**

ACRE shall advise the Board of Regents (and/or its appropriate committee) and the University President (and/or his or her designee) on matters relating to the management of the University's commercial income producing properties and other significant real estate investments.

###### **c) Meetings**

ACRE shall establish a regular meeting schedule. Other meetings may be called by the Chair at any time. The Chair of ACRE may invite experts who are not members of the ACRE to attend specific meetings to provide additional guidance, advice and information.

**d) Indemnification and Compensation**

The University shall indemnify members of ACRE to the fullest extent permitted by law and the Standing Orders of the Board of Regents. ACRE members will not be paid for service on the committee.

**e) Conflict of Interest**

Regental members of ACRE are governed by conflict of interest rules applicable to Regents. Non-Regent members shall comply with the following conflict of interest provisions:

- i) When a member of ACRE knows that the University is considering a transaction in which he or she has or may have a beneficial interest, the member shall (1) alert the Senior Vice President (or successor official) of the University of his or her potential beneficial interest and (2) not participate in the formulation or rendering of advice with respect to the transaction.
- ii) Committee members shall not participate in the formulation or rendering of advice by ACRE where their participation could be influenced by financial or other considerations that would conflict or could reasonably appear to conflict with their obligations to only consider the best interest of the University. Where a member is uncertain about the application of this rule to particular circumstances, he or she should consult the Chair of ACRE and the Senior Vice President, who may seek the advice of the Attorney General's Office as appropriate.
- iii) Committee members may engage in transactions with the University if the Chair of ACRE and the Senior Vice President (who may consult with the Attorney General's Office as she or he deems appropriate) determine that the member has not participated in the formulation or rendering of advice by ACRE to the University regarding the transaction.

**f) Chair and Vice Chair; Administrative Support**

The Chair of ACRE shall be designated by the Chair of the Board of Regents. The Chair of ACRE shall designate a Vice Chair from the committee membership. During the absence of the Chair or while he or she is unable to act, the Vice Chair shall perform the duties and exercise the powers of the Chair. The Senior Vice President shall ensure that ACRE has appropriate administrative support services,



including secretarial assistance and record keeping.

**g) Communication**

The Chair of ACRE and/or the Chief Real Estate Officer shall provide quarterly reports to the Board of Regents (and/or its designated committee).

**h) Amendments**

This Statement of Principles shall be reviewed annually and updated as needed. Amendments, additions, deletions or replacements may be recommended by ACRE. Such changes shall be subject to the approval of the President of the University and the Board of Regents.

*BR, January 21, 1977; October 1989; June 9, 1995; September 17, 1999; January 21, 2000; July 12, 2012.*

**Curtis F. Feeny**  
**3000 Sand Hill Road**  
**Building 3 #100**  
**Menlo Park, CA 94025**  
**650-854-4320**  
**feeny@voyagercap.com**

## **WORK EXPERIENCE**

- 2000-Present Voyager Capital Venture Capital** – Managing Director of \$360 million Venture Capital. Early stage venture capital firm that specializes in enterprise software and enabling software technologies. Sit on Boards of the following private portfolio companies: Verari Systems (supercomputing manufacturer), Sensys Networks (wireless transceivers for traffic management), Tropos Networks (metro-scale wi-fi systems provider for muni and smart grid).
- 2006 -Present CB Richard Ellis (CBRE – NYSE), Los Angeles, CA** Board of Directors, Governance Chair, Audit Committee. Became the Trammell Crow Company designated Board member for CBRE, Fortune 500 firm with 26,000 global employees. World's largest real estate services firm, \$5 billion in revenues.
- 2000-2006 Trammell Crow Company (TCC – NYSE), Dallas, TX** Board of Directors, Compensation Chair, Executive, and Governance Committees. Joined as one of four outside Board Members one of the largest real estate services companies in the U. S. 600 million s.f. under management world wide. 8,000 employees. \$900 million + revenues in 2006.
- 1992-2000 Stanford Management Company, Stanford University, Stanford, CA** – Executive Vice President. Responsible for approximately half of Stanford's \$8.5 billion endowment. \$2Billion of Real Estate (including Stanford Research Park – 10 million s.f., Stanford Shopping Center – 1.3 million s.f. , 4,000 acres of Silicon Valley land, and \$1 billion + of investment Real Estate). Sand Hill Road Projects (\$350 million including apartments, roads, senior housing, and shopping center – 6 years and \$10 million to be approved). Private Equity and Venture Capital Investing, member of Portfolio Management Group for approving all of Stanford's investments. Worked w/ University President (Gerhard Casper) and Provost (Condoleezza Rice) as Director of Stanford University Lands and Buildings responsible for the University's entire Campus (1,500 acres – 12 million s.f.), it's Construction, Facilities, Planning, and Architecture (\$1 billion + budget for Capital, 350 + employees).
- 1981-1992 Trammell Crow Company, Seattle, WA, Portland, OR, Houston, TX, Oklahoma City, OK** - Managing Director. Responsible for 90 employees in Seattle and Portland with 15 million s.f. of office, industrial, and retail facilities. Most profitable Trammell Crow office in the U.S. Managed development of projects totaling over 4 million s.f. Shifted focus from development to fee services. Sold over \$350 million of properties. Served 15 institutional owners. Ran Oklahoma City office '83-'87. Houston leasing agent '81-83. Served on Profit Sharing Trust, Trammell Crow Corporate Services, National Compensation Committee, National Marketing Board, Internal Audit Committee.

## **EDUCATION**

- 1979-1981 Harvard Graduate School of Business** – MBA - Charles Tandy Fellowship, Rockwell Fellowship, Real Estate Club, Southwest Club, Rugby Football Club, Finance Club. Financed 100% of graduate school.
- 1975-1979 Texas A&M University** - *Magna cum laude*, B.S. Mechanical Engineering. Society of Automotive Engineers, *Pi Tau Sigma* Engineering Honor Fraternity, Opportunity Awards Scholar, Student Conference on National Affairs, Chairman: Great Issues. Financed 100% of undergraduate school.

## **Michael Giliberto, Ph.D., CRE, FRICS**

Michael Giliberto recently retired as Managing Director within the Global Real Assets Group at JPMorgan Asset Management, the global investment management business of JPMorgan Chase. Mr. Giliberto oversaw U.S. portfolio management and global investment strategy and research.

Mr. Giliberto has authored many publications about real estate investment performance, asset allocation, and capital markets. He is a frequent speaker at industry events and is active in numerous professional organizations. He serves on the editorial boards of several scholarly and professional journals and is an Adjunct Professor at Columbia University's Graduate School of Business. He has been a member of the Real Estate Information Standards Board, which oversees the creation and implementation of reporting and performance measurement standards for real estate investment managers. He was a Director of the Pension Real Estate Association (PREA) for six years and served as Treasurer and Chairman of that organization. Working with John B. Levy, Mr. Giliberto created the Giliberto-Levy Commercial Mortgage Performance Index. He received the 1996 Graaskamp Award for research excellence from PREA, is a past President of the Real Estate Research Institute and a Fellow of the Homer Hoyt Advanced Studies Institute. In addition, Mr. Giliberto helped launch RED-SIG, the U.S. real estate derivatives special interest group.

Before joining J.P. Morgan in 1996, Mr. Giliberto was Director of Real Estate Research at Lehman Brothers, a position he had previously held at Salomon Brothers. Prior to coming to Wall Street, he was a professor in the Real Estate and Urban Land Economics Department at Southern Methodist University in Dallas. Before commencing Ph.D. studies, he was Manager of Investment Research at Aetna's Real Estate Investment Department.

Mr. Giliberto was awarded a Ph.D. in finance from the University of Washington, holds an M.A. in Business Economics from the University of Hartford and earned his undergraduate degree at Harvard University. He holds the Counselor of Real Estate designation and is a Fellow of the Royal Institution of Chartered Surveyors.

## **James W. Kenyon**

Jim Kenyon is a native Washingtonian, born in Aberdeen, 1955, graduate from Port Townsend High School, and from UW 1959 with a business degree, real estate major.

He spent 10 years in real estate finance in California and 40 years in Real Estate development and ownership.

In corporate real estate, he left Cabot, Cabot & Forbes as President in 1989 to form his own company. CC&F was a large national commercial real estate company developing urban properties and suburban office and industrial parks nationally, headquartered in Boston. The company developed and owned over 15,000,000 s.f. Assets were approximately \$2 Billion.

In the last 20 years as a smaller developer, Kenyon Company has built, owned or invested in over 20 commercial projects primarily in the sun-belt states.

He has been an active Washington alumni, currently serving on the Tyee board. He is currently a Laureate of the university.

Kenyon resides in California.

## **ROSLYN BRAEMAN PAYNE**

Roslyn B. Payne has more than thirty years of real estate development, finance and investment banking experience. With her husband Lisle, Jackson Street Partners, Ltd. was formed in 1988 to provide real estate venture capital. As well, Mrs. Payne owns Dover Corporation, a company that provides equity capital for various residential developments in California.

From 1986 to 1988, she was President and served on the Board of Directors of the Federal Asset Disposition Association, an organization created by the Federal Home Loan Bank Board to facilitate the management and liquidation of loans and properties of failed savings and loan institutions. Previously, she was an executive with Genstar Corporation and Eastdil Realty, Inc.

Mrs. Payne's current activities include serving on the Board of Directors of First American Corporation (NYSE), a large real estate title and information services company where she is a member of the Audit Committee and the Ad Hoc Oversight Committee. She is a member of the Urban Land Institute, and she is a former president of the San Francisco Chapter of Lambda Alpha International, an international real estate honorary society as well as the Bay Area Mortgage Association. In addition, Mrs. Payne is a member of the California Transportation Commission's Real Estate Advisory Panel that advises the Commission on real estate asset management issues and surplus properties for the State of California. Locally, Mrs. Payne has served on the Board of the San Francisco Planning and Urban Research Association.

Education is an area of special interest to Mrs. Payne. She serves on the Visiting Committee of the University of Michigan Ross Business School, and is the former chair of the Women's Council. As well, she has been a guest lecturer at the University of California, Berkeley, and is a present member of the Fisher Center for Real Estate and Urban Economics University of California, Berkeley Policy Advisory Board. Mrs. Payne was appointed to the Harvard Business School Alumni Association's Board of Directors in 2000 and served until June, 2005. She was appointed to the Visiting Committee of Harvard Business School commencing May, 2007. In 2008, Mrs. Payne was named to the Leadership Council for the Harvard School of Public Health; she helped to create Project Antares, a collaboration between the Harvard School of Public Health, and Harvard Business School. She was the chair of the Citizen's Advisory Committee for the SF Unified School District for the bond issues for facilities and was instrumental in the identification of fraud.

She is currently on the Women's Leadership Committee for the Center of Excellence in Women's Health, at the University of California, San Francisco and the Board of Directors of the Harvard Business School Association of Northern California. She is a member of Women's Forum West (International Women's Forum).

A resident of San Francisco, CA, Mrs. Payne has a Bachelor of Business Administration from the University of Michigan (BBA 1968) and a Masters of Business Administration from Harvard Business School (MBA 1970). She is the President of the Payne Family Foundation.

## Stuart M. Sloan

Mr. Sloan was born in Rochester, New York, October 27, 1943, grew up in the Los Angeles area, where he graduated from high school and then in 1996 he graduated from the University of Washington with a BS in Business Administration.

From 1967 through January 1984 Mr. Sloan was the President and a director of Schuck's Auto Supply, Inc. Acquired in 1967 when Stuart Sloan was 23 years old, this privately held chain of stores founded in 1917 was comprised of eight stores with annual sales of \$1.1 million. At the time of its merger in January 1984 with the Seattle-based Pay'n Save Corporation, Schuck's Auto Supply, recognized for its superior service and high-quality products, had become the Pacific Northwest's largest chain of retail automotive parts and supplies stores with annual sales in excess of \$70 million, 58 stores open in three Pacific Northwest states, and control of over 20 additional sites for future stores. Throughout Mr. Sloan's affiliation with the company, Schuck's Auto Supply was known nationwide for its clean stores presenting high quality merchandise, superior customer service and excellent employee relations.

In 1984 Mr. Sloan founded Sloan Capital Companies, a sole proprietorship through which his various investments are made.

In June 1986 Mr. Sloan acquired, through a management-led buyout, the majority interest in Quality Food Centers, Inc. (QFC), the largest independent retail grocery chain in the Seattle/King County area. At the time of acquisition, QFC had 20 stores with sales of \$130 million with a market share of approximately 5%. In March of 1987, Quality Food Centers, Inc. made an initial public offering of common stock. The company was recognized nationwide for its superior customer service, an extremely loyal customer base, high-quality perishables, and providing an innovative and exciting shopping experience with a commitment to convenience, quality, and thoughtful service. In March 1997 QFC was merged with Portland-based Fred Meyer, Inc. At the time of this merger the company had annual sales of \$2.3 billion, 90 stores throughout the Puget Sound region of Western Washington, and 57 stores in Southern California, with additional stores in the planning and construction stages in the Western Washington, Portland, Oregon and Southern California markets. Mr. Sloan served as a member of the company's Board of Directors since 1984, and from the time of acquisition until the company's sale to Portland-based Fred Meyer, Inc. in 1997, he served as the company's Chairman and as its Chief Executive Officer. Mr. Sloan then served as a director of Fred Meyer, Inc. until its merger with The Kroger Co. in 1999.

Mr. Sloan was a founder/investor/director of Egghead Discount Software from its inception in 1984 until 1991, at the time the nation's largest reseller of computer

software. He served as that company's Chairman, President and Chief Executive Office from March 1989 until March 1991.

Mr. Sloan has served on the board of directors of Anixter International, Inc. since August 1994, and on the board of directors of J. Crew Group since September 2003. He served on the board of directors of Clearwire Corporation from September 2004 until its acquisition by AT&T in 2008, on the board of Revco D.S. Inc. after its emergence from bankruptcy in June 1992 until August 1994, and on the board of directors of Rite Aid Corporation from 2002 until 2008. He was appointed to the board of directors of McCaw Cellular Communications in October 1992 and served until McCaw Cellular's acquisition by AT&T in 1994. He served as a director of Rainier Bank/Security Pacific Bancorporation Northwest/SeaFirst Corporation/SeaFirst Bank until Bank of America's merger with Nations Bank.

In August of 1993 Mr. Sloan purchased University Village, a 40-year old low-key neighborhood shopping center adjacent to the University of Washington campus in Seattle with primarily local tenants in approximately 340,000 square feet of retail space. In the thirteen years since its acquisition Mr. Sloan has redeveloped and upgraded University Village to a nationally recognized regional center for upscale shopping with national tenants such as Crate & Barrel, Apple, Gap, Barnes & Noble, Williams Sonoma, Banana Republic, Pottery Barn, Restoration Hardware, Eddie Bauer and Starbucks, and numerous local upscale shops, services and restaurants in approximately 450,000 square feet of retail space.

Mr. Sloan is the founder and proprietor of Sloan Estate Wines of Rutherford, California.

In 1996 Mr. Sloan began negotiations with the Seattle School District to create a unique public/private partnership to support a neighborhood public elementary school in Seattle's central district. Financial support from a foundation established by Mr. Sloan supplemented the district's regular funding for the New School at T.T. Minor and, beginning in the fall of 2002, the New School at South Shore. Mr. Sloan's funding provided for a year-round, extended-day elementary school with small, well-staffed classes, special curricula, family support, and before and after school programs including uniforms, meals and snacks. The Seattle School District withdrew its support of the program in 2008.

Mr. Sloan serves as a director of the Marsha Rivkin Center for Ovarian Cancer Research in Seattle, and until May of 2009 served as a director of the Swedish Medical Center. He is active, both personally and through his private foundation, in numerous other civic, cultural, educational and other philanthropic activities.

## Gary L. Waterman

Gary graduated from the University of Washington with a BA in 1965 and earned a MA (Economics) in 1968.

In September, 1968 he moved to El Paso, Texas to begin his real estate career as one of the four initial partners in a real estate company that became LaSalle Partners Incorporated (now Jones, Lang, LaSalle). He opened LaSalle's Chicago office in 1969 and specialized in the financing, acquisition and sale of institutional quality real estate.

He was the Managing Director of the Property Finance Group and served on the Executive Committee, Investment Committee and Board.

In 1984 he opened LaSalle's Seattle office. He founded Waterman Limited, a real estate investment and development company after he retired from LaSalle in 1989.

Gary is now semi-retired, winding down Waterman Limited and serving on the Board of Directors of Equity Lifestyle Properties and Avalara.

He is a member of the Runstad Center Advisory Board and in the late eighties served as an advisor to the Board of Regents on the Metropolitan Tract.



VII. STANDING COMMITTEES

B. Finance, Audit and Facilities Committee

Investment Performance Report, Fourth Quarter Fiscal Year 2012

For information only.

*Attachment*

UW Investment Performance Report, Fourth Quarter Fiscal Year 2012

# UNIVERSITY OF WASHINGTON

## Investment Performance Report Fourth Quarter Fiscal Year 2012

As of June 30, 2012

Treasurer, Board of Regents  
Treasury Office

Published August 2012

UNIVERSITY OF WASHINGTON  
INVESTMENT PERFORMANCE REPORT  
FOURTH QUARTER FISCAL YEAR 2012

As of June 30, 2012

TABLE OF CONTENTS

Treasury Assets .....1  
CEF Asset Allocation .....2  
CEF Performance Summary .....3  
CEF Performance by Strategy .....4  
CEF Activity .....5  
CEF Exposures .....6  
Invested Funds .....7

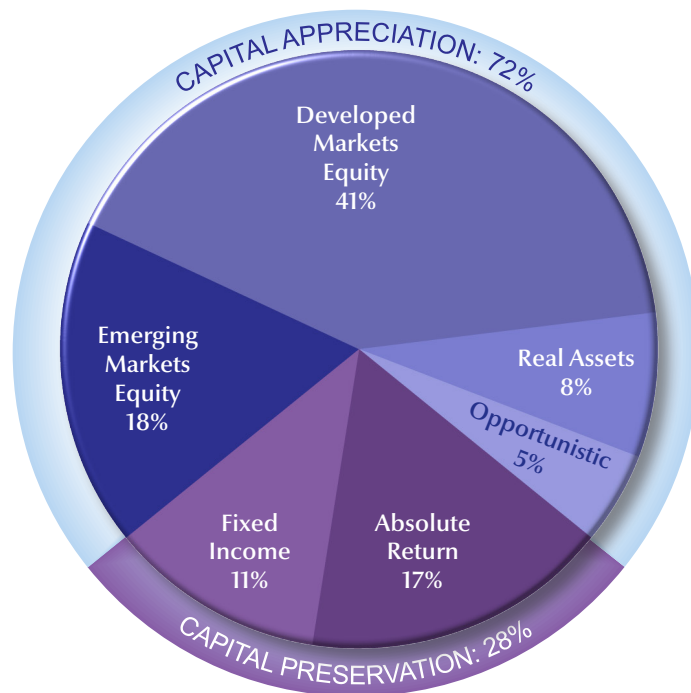
# TREASURY ASSETS<sup>1</sup> AS OF JUNE 30, 2012

\$ = millions



1. Total market value of assets at 6/30/12: \$3.9 billion. Includes assets whose management falls under the auspices of the Finance & Audit Committee of the Board of Regents, excluding Metro Tract and Forest Trust Lands.
2. The Invested Funds holds Consolidated Endowment Fund units valued at \$423. To avoid double counting, the dollars are included only in the CEF totals.
3. Bond Retirement Fund and Building Fund.
4. Debt service reserve funds and construction project funds which have not yet been disbursed.
5. Proceeds from sale of land grants and subsequent investment returns on deposit with the state of Washington.

# CEF ASSET ALLOCATION<sup>1</sup> FOR THE QUARTER ENDING JUNE 30, 2012



Current Allocation (\$ = millions)			Policy Target	Policy Range
Emerging Markets Equity	\$370	18%	17%	
Developed Markets Equity	\$868	41%	36%	
Real Assets	\$169	8%	11%	
Opportunistic	\$105	5%	6%	
<b>Capital Appreciation<sup>2</sup></b>	<b>\$1,513</b>	<b>72%</b>	<b>70%</b>	<b>55%–85%</b>
Absolute Return	\$356	17%	15%	
Fixed Income <sup>3</sup>	\$243	11%	15%	
<b>Capital Preservation</b>	<b>\$598</b>	<b>28%</b>	<b>30%</b>	<b>15%–45%</b>
<b>Total CEF</b>	<b>\$2,111</b>	<b>100%</b>		

<sup>1</sup> Exposures at 6/30/12: International: 33%, Foreign Currency: 30%

<sup>2</sup> Private Non-Marketable Investments: current exposure: 26%, uncalled capital commitments: 10%

<sup>3</sup> Includes allocation to cash.

# CEF PERFORMANCE SUMMARY FOR THE QUARTER ENDING JUNE 30, 2012

## ROLLING YEAR RETURNS<sup>1</sup> (%)

	4 <sup>th</sup> Qtr	Rolling Years		
	FY 2012	1-Year	5-Year	10-Year
<b>Total CEF Return</b>	<b>-1.6</b>	<b>-0.9</b>	<b>0.2</b>	<b>7.0</b>
Policy Benchmark	-1.3	1.3	2.4	7.5
70% MSCI ACWI/30% BC Gov't Bond	-2.9	-1.3	1.0	6.4
<b>Capital Appreciation</b>	<b>-2.3</b>	<b>-1.9</b>	<b>-0.6</b>	<b>7.1</b>
MSCI ACWI	-5.4	-6.0	-2.2	6.3
<b>Capital Preservation</b>	<b>-0.1</b>	<b>1.2</b>	<b>0.8</b>	<b>5.3</b>
BC Government Bond	2.6	8.3	6.6	5.4

<sup>1</sup>Total Return: average annual compound return (dividend or interest plus capital appreciation or depreciation)

## FISCAL YEAR RETURNS<sup>1</sup> (%)

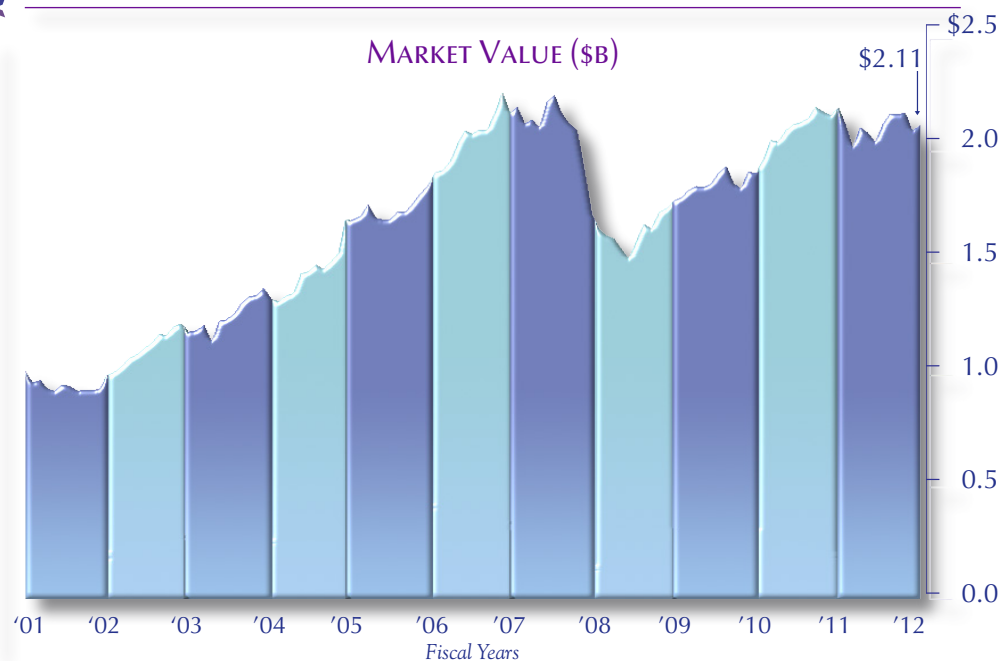
	Fiscal Years				
	2012	2011	2010	2009	2008
<b>Total CEF Return</b>	<b>-0.9</b>	<b>16.0</b>	<b>12.5</b>	<b>-23.5</b>	<b>2.0</b>
Policy Benchmark	1.3	19.9	9.8	-16.5	1.1
70% MSCI ACWI/30% BC Gov't Bond	-1.3	21.8	10.9	-18.6	-3.2
<b>Capital Appreciation</b>	<b>-1.9</b>	<b>21.5</b>	<b>13.7</b>	<b>-29.3</b>	<b>1.0</b>
MSCI ACWI	-6.0	30.8	12.3	-28.9	-8.8
<b>Capital Preservation</b>	<b>1.2</b>	<b>3.6</b>	<b>10.8</b>	<b>-14.0</b>	<b>4.0</b>
BC Government Bond	8.3	2.3	6.5	6.6	9.7

<sup>1</sup>Total Return: average annual compound return (dividend or interest plus capital appreciation or depreciation)

## PEER COMPARISON

Data not available  
at press time

## MARKET VALUE (\$B)



<sup>1</sup>Reflects inclusion of IF units in CEF, starting 2001. Value without IF units would be \$1.7

## CEF PERFORMANCE BY STRATEGY

*Total Return<sup>1</sup> as of June 30, 2012*

		4 <sup>th</sup> Qtr FY '12	1 Year	3 Years	5 Years	10 Years
<b>Consolidated Endowment Fund</b>		<b>-1.6</b>	<b>-0.9</b>	<b>9.0</b>	<b>0.2</b>	<b>7.0</b>
Capital Appreciation	Capital Appreciation	-2.3	-1.9	10.7	-0.6	7.1
	MSCI ACWI	-5.4	-6.0	11.4	-2.2	6.3
	Emerging Markets Equity	-6.2	-10.9	14.5	3.0	16.5
	MSCI EMF	-8.8	-15.7	10.1	0.2	14.4
	Developed Markets Equity <sup>2</sup>	-1.7	0.4	11.7	-0.5	6.4
	MSCI World	-4.9	-4.4	11.6	-2.4	5.7
	Real Assets <sup>2</sup>	0.2	4.7	4.6	-4.3	4.8
	NCREIF Property Index <sup>2</sup>	2.6	13.4	6.0	2.9	8.2
	CA Natural Resources <sup>2</sup>	4.3	13.5	15.2	10.0	19.2
	Opportunistic <sup>2,3</sup>	1.8	2.3	—	—	—
MSCI ACWI	-5.4	-6.0	—	—	—	
Capital Preservation	Capital Preservation	-0.1	1.2	5.1	0.8	5.3
	BC Government Bond	2.6	8.3	5.6	6.6	5.4
	Absolute Return (including historic MAS returns)	-0.5	1.3	8.5	2.7	8.1
	HFRI Conservative plus historic MAS benchmark	-1.3	-2.8	2.7	1.4	4.8
	Fixed Income	0.3	1.5	2.2	1.9	3.5
BC Government Bond	2.6	8.3	5.6	6.6	5.4	
<b>Public Market Indices</b>						
	S&P	-2.8	5.4	16.4	0.2	5.3
	NASDAQ	-5.1	5.8	16.9	1.5	6.7
	MSCI EAFE	-6.9	-13.4	6.5	-5.6	5.6
	BC High Yield	1.8	7.3	16.3	8.4	10.2
	Citigroup World Bond (unhedged to USD)	0.9	2.7	5.4	7.3	6.8

<sup>1</sup> Total Return: average annual compound return (dividend or interest plus capital appreciation or depreciation)

<sup>2</sup> Private non-marketable investments and related indices are reported on a quarter lag.

<sup>3</sup> New strategy reflecting data starting 7/1/2010.

## CEF ACTIVITY AS OF JUNE 30, 2012

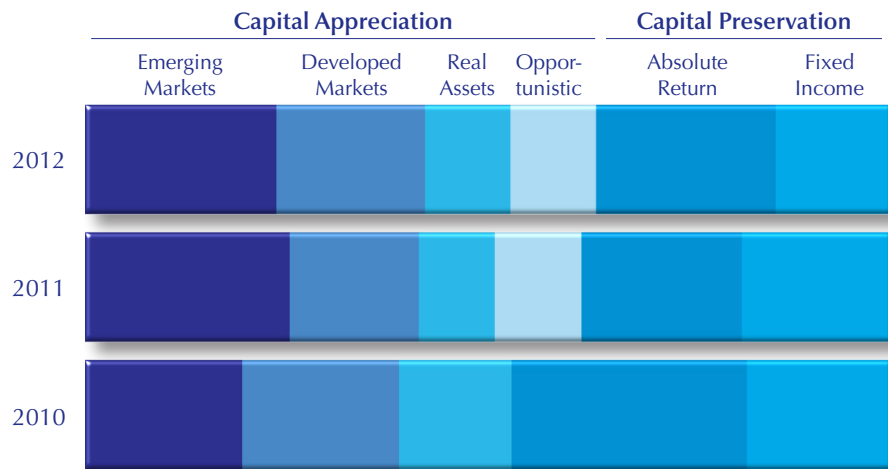
*\$ = millions*

	<u>FY 2012</u>	<u>FY 2011</u>	<u>FY 2010</u>	<u>5 Years</u>	<u>10 Years</u>
Beginning Balance	\$2,154	\$1,830	\$1,649	\$2,074	\$1,013
Gifts	75	63	43	364	677
Transfers	8	5	5	36	89
<b>Total Additions</b>	<b>\$83</b>	<b>\$68</b>	<b>\$48</b>	<b>\$400</b>	<b>\$766</b>
Operating Funds Purchases	2	51	8	107	209
Net Investment Return	(21)	301	201	18	1,019
Distributions	(85)	(76)	(59)	(390)	(730)
Administrative Fees	(4)	(4)	(4)	(20)	(33)
Advancement Support	(17)	(16)	(14)	(78)	(132)
<b>Ending Balance</b>	<b>\$2,111</b>	<b>\$2,154</b>	<b>\$1,830</b>	<b>\$2,111</b>	<b>\$2,111</b>
Net Change	(\$43)	\$325	\$181	\$38	\$1,098



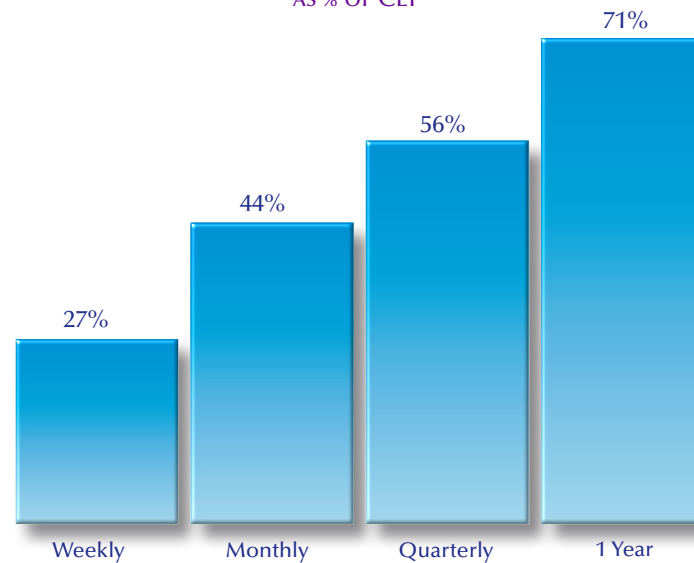
# CEF EXPOSURES FOR THE QUARTER ENDING JUNE 30, 2012

## EXPOSURE BY STRATEGY

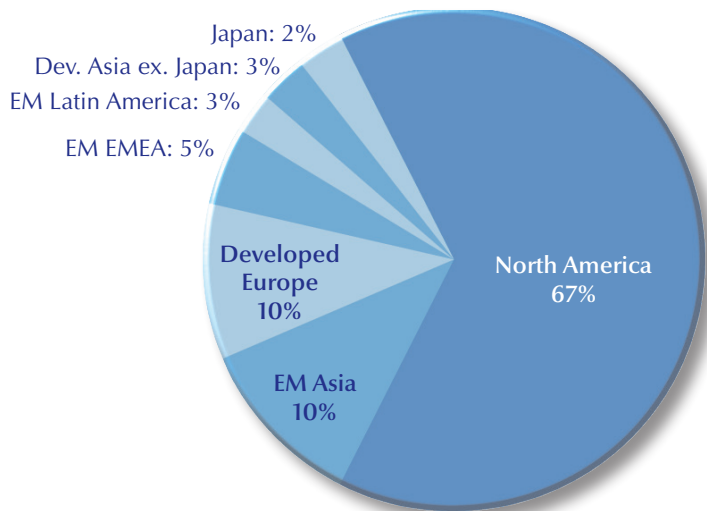


## SHORT-TERM LIQUIDITY ESTIMATES

AS % OF CEF



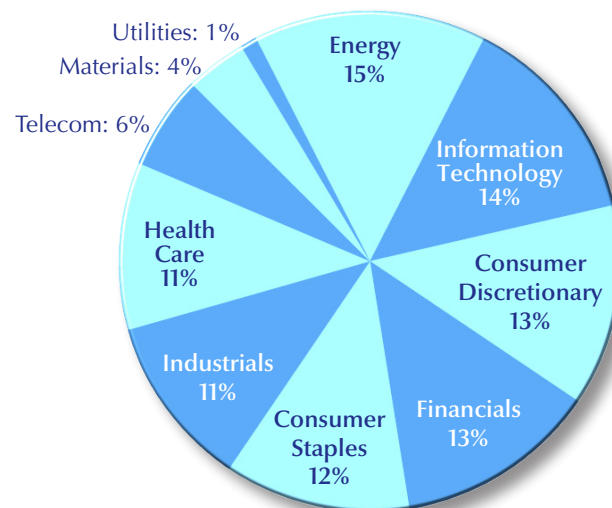
## GEOGRAPHIC EXPOSURE<sup>1</sup>



<sup>1</sup> At 6/30/12 foreign currency exposure: 30%

F-7.1/209-12  
9/13/12

## EQUITY SECTOR EXPOSURE<sup>1</sup>



<sup>1</sup> Emerging Markets, Developed Markets, Real Assets and select Absolute Return equity.

# INVESTED FUNDS FOR THE QUARTER ENDING JUNE 30, 2012

## TOTAL RETURN<sup>1</sup> (%)

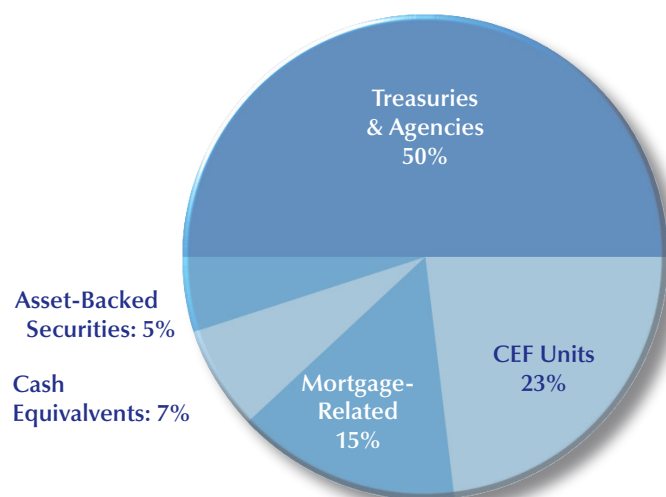
	4 <sup>th</sup> Qtr FY 2012	1-Year	5-Year	10-Year
<b>IF including CEF units</b>	<b>0.3</b>	<b>1.9</b>	<b>2.7</b>	<b>4.7</b>
Weighted Benchmark	0.4	2.7	3.8	5.0
<b>IF excluding CEF units</b>	<b>0.8</b>	<b>3.2</b>	<b>4.1</b>	<b>3.8</b>
Weighted Benchmark	0.8	3.1	4.5	3.9
<b>Cash</b>	<b>0.0</b>	<b>0.0</b>	<b>2.4</b>	<b>2.8</b>
Cash Benchmark	0.0	0.0	2.3	2.5
<b>Liquidity</b>	<b>1.4</b>	<b>5.1</b>	<b>5.1</b>	<b>4.3</b>
LB Intermediate Govt Bond	1.5	5.0	5.8	4.6

<sup>1</sup> Total Return: average annual compound return (dividend or interest plus capital appreciation or depreciation)

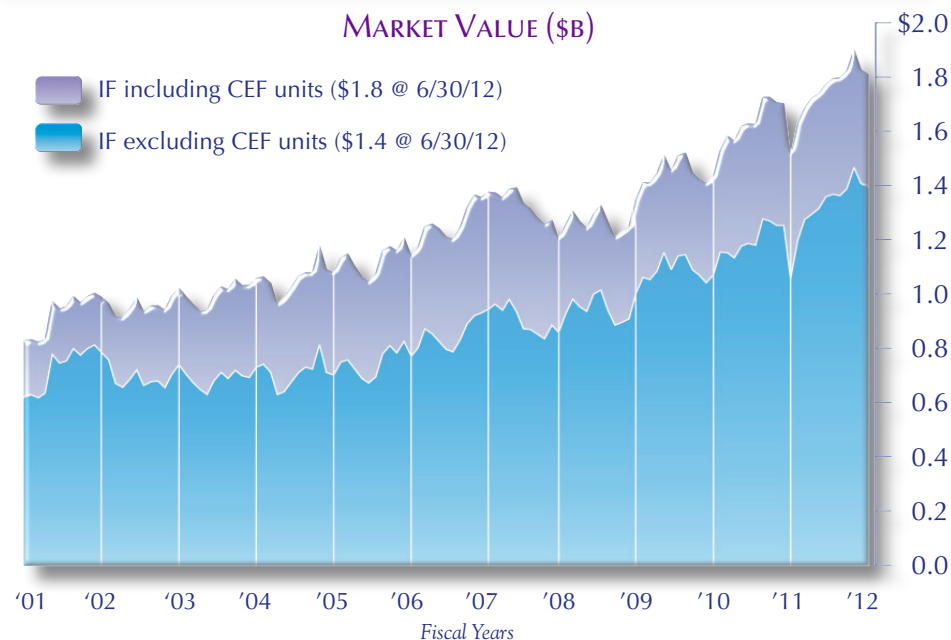
## FUND ALLOCATION BY POOL (\$M)

	Fund Allocation		Range	Duration in Years	
				Actual	Maximum
Cash Pool	\$573	32%	10%–40%	0.5	3.0
Liquidity Pool	\$814	45%	30%–60%	3.5	4.5
<b>Total Cash &amp; Liquidity Pool</b>	<b>\$1,387</b>	<b>77%</b>			
CEF Units held by IF	\$423	23%	15%–40%		
<b>Total Invested Funds</b>	<b>\$1,809</b>	<b>100%</b>			

## MIX OF INVESTMENTS



## MARKET VALUE (\$B)



VII. STANDING COMMITTEES

B. Finance, Audit and Facilities Committee

Internal Lending Program Quarterly Report for the Quarter Ended June 30, 2012

For information only.

*Attachment*

Internal Lending Program Quarterly Report, Quarter Ended June 30, 2012

Average  
Cost of  
Debt  
4.2%

# Internal Lending Program Quarterly Report

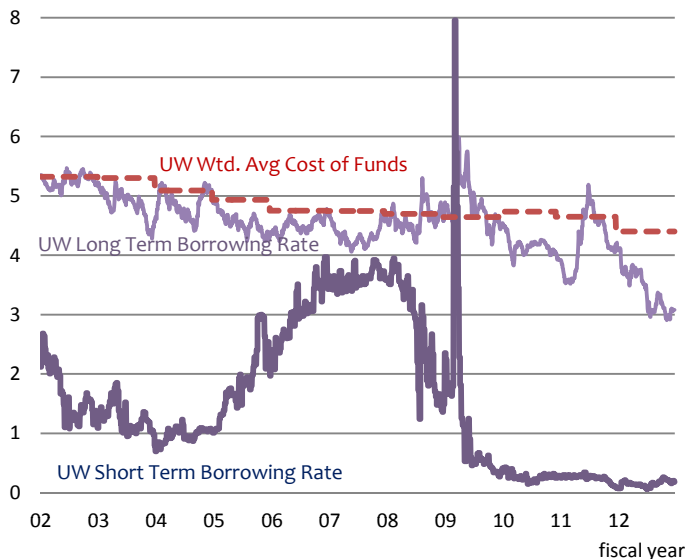
Quarter Ended June 30, 2012

(dollars in millions)

Internal  
Lending  
Rate  
5.5%

## Interest Rates

The market remains in a low but volatile interest rate environment as uncertainty in Europe has investors looking for safe investments. If the UW issued long-term tax-exempt bonds today, the overall rate would be between 3.0 and 3.25%.



## External Borrowing

The University borrowed \$268 million in March 2012 at an all-in rate of 3.67%. The proceeds were used to pay off \$75 million in commercial paper issued earlier in the fiscal year, refund \$62 million in existing debt and provide capital funding for authorized projects.

Type of Debt	Issued FY12	Total Outstanding	Wtd. Avg Rate	Wtd. Avg Maturity (yrs)
Commercial Paper	75	25	0.2%	0.34
Variable Rate	0	0	n/a	n/a
Fixed Rate	503	1,126	3.9%	16.36
<b>ILP Total</b>	<b>578</b>	<b>1,151</b>	<b>3.8%</b>	<b>16.02</b>
<b>Non-ILP Debt</b>	<b>48</b>	<b>921</b>	<b>4.7%</b>	<b>14.61</b>
<b>Total Debt</b>	<b>626</b>	<b>2,072</b>	<b>4.2%</b>	<b>15.39</b>

Non-ILP outstanding includes \$438 million for Valley & NW Hospital debt.

## Internal Lending

The large increase in internal lending for the Service mission is mainly due to converting \$108 million of non-ILP debt to ILP debt, Housing & Dining projects (\$104 million), HUB Renovation (\$50 million), and Husky Stadium Renovation (\$52 million).

	By Mission			Total
	Education	Research	Service	
Beginning Bal Jul-11	113	111	609	833
Additions	10	28	335	373
Reductions	(17)	(11)	(21)	(49)
<b>Annual Activity</b>	<b>(7)</b>	<b>17</b>	<b>314</b>	<b>324</b>
<b>Total Receivable</b>	<b>106</b>	<b>128</b>	<b>923</b>	<b>1,157</b>

## Cash Position

Net debt proceeds reflect the debt issuances less project funding for the fiscal year to date.

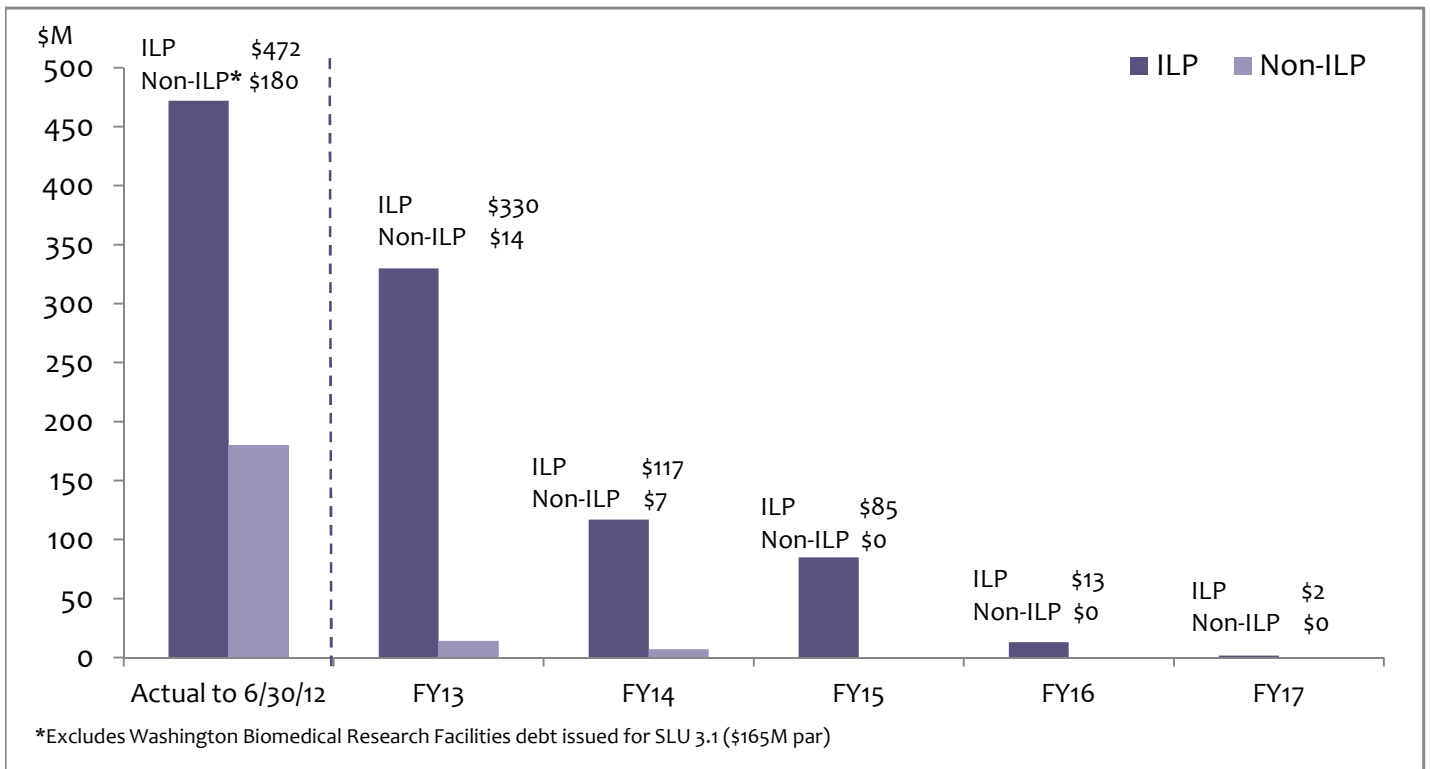
Beginning Balance Jul-11	\$51.2
Internal Debt Service	94.4
External Debt Service	(66.5)
Net Debt Proceeds	69.7
Expenses	(0.3)
<b>Ending Balance Jun-12</b>	<b>\$148.5</b>

## Funding Status for Approved Projects - by Project and Source

Project Name	Date Approved	Current Budget	ILP	Non-ILP	Spent to Date (all sources)
Bothell Sports Field	Jun-11*	4	2	2	0%
ECC Renovation	Jul-09	15	14	1	45%
Housing Phase 1	May-09	151	150	1	94%
Housing Phase 2 - excludes site 30W	Feb-11	195	189	6	19%
Housing Phase 3	Jun-12	133	133	0	1%
HUB Renovation	Jul-09	119	113	6	76%
Husky Stadium Renovation	Nov-10	251	228	23	30%
Husky Stadium Renovation Increase	Jun-11	11	11	0	0%
Molecular Engineering	Jun-09	76	18	58	94%
Tacoma Phase 3	May-10	54	5	49	87%
UWMC Expansion Phase 1	Feb-08	166	156	10	86%
UWMC Expansion Phase 1 Increase	Jan-10	45	0	45	84%
<b>Total</b>		<b>1,220</b>	<b>1,019</b>	<b>201</b>	<b>53%</b>

\*approved under delegated authority.

## Funding Forecast for Approved Projects - by Source



VII. STANDING COMMITTEES

B. Finance, Audit and Facilities Committee

Metropolitan Tract Quarterly Report for the Quarter Ended June 30, 2012

For information only.

*Attachment*

Metropolitan Tract Quarterly Report for the Quarter Ended June 30, 2012

# Metropolitan Tract Quarterly Report

## Q2 ended 6/30/2012

### Q2 Performance Notables:

- Leasing activity was strong in Q2 with increased interest in both office and retail space
- Total occupancy on the Metropolitan Tract is 89%. Vacancies are concentrated in low rise office space and retail space
- The Olympic Hotel occupancy has increased 14% year-to-date along with slight rate increases
- Capital expenditures have been in line with the budget which is set at \$5 million for 2012
- Revenue exceeded the budget for the quarter due to an increase in office and parking revenues across the portfolio

### Market News:

- The Seattle office market is showing continued signs of strength as net absorption during Q2 reached 600,000 square feet
- Office vacancy in the Seattle Central Business District is currently at 14.5%, representing a 2% decrease from Q1
- Property sales of \$500 million closed in the CBD office market during Q2
- The largest lease transaction involved Nordstrom's 350,000sf lease of Qwest Plaza

## Operations & Cash Flow

(Millions \$)

	Quarter Ended 6/30		YTD	
	Actual	Budget	Actual	Budget
Revenues <sup>1</sup>	\$ 5.8	\$ 5.6	\$ 11.7	\$ 11.3
Operating Expenses <sup>2</sup>	\$ (1.3)	\$ (1.2)	\$ (2.3)	\$ (2.3)
NOI	\$ 4.5	\$ 4.4	\$ 9.4	\$ 9.0
Non-Operating Expenses <sup>3</sup>	\$ (0.4)	\$ (0.7)	\$ (1.0)	\$ (1.3)
Net Income	\$ 4.1	\$ 3.7	\$ 8.4	\$ 7.7
Capital & TIs	\$ (1.4)	\$ (1.3)	\$ (1.4)	\$ (2.5)
Net Cash Flow	\$ 2.7	\$ 2.4	\$ 7.0	\$ 5.2
Distribution to University	\$ -	\$ -	\$ -	\$ -
Increase/(Decrease) in Cash	\$ 2.7	\$ 2.4	\$ 7.0	\$ 5.2

<sup>1</sup> Revenues include rent from tenant leases, operating savings payments from Unico and Leasehold Excise Tax receipts from tenants.

<sup>2</sup> Operating Expenses include Leasehold Excise Tax payments, earthquake insurance, professional fees and Met Tract Real Estate Office management expenses.

<sup>3</sup> Non-Operating Expenses include funding for the UW Real Estate office for non-Metro Tract University real estate services

## Metropolitan Tract Portfolio

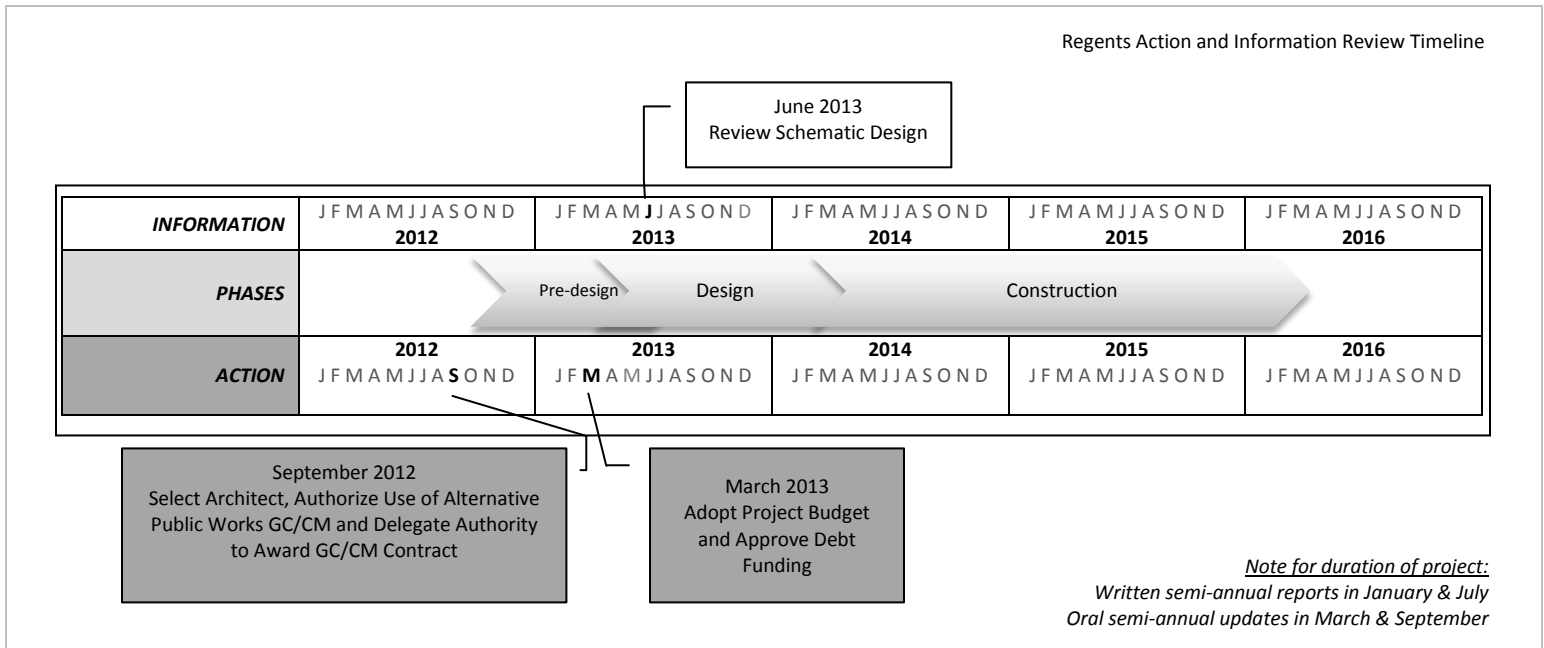


Unico Portfolio		Olympic Hotel		Cobb Building		Rainier Tower Sublease	
Rainier Tower	569,155	Luxury Hotel Rooms	450	Residential Units	91	Sublease Space	379,463
Financial Center	339,527	Office Space	15,500	Retail Space	18,171	Lease Expiration	10/31/2014
Puget Sound Plaza	274,885	Retail Space	28,000	Lease Expiration	3/22/2050	Annual Revenue	\$1M (net)
IBM Building	225,129	Parking Stalls	787	Annual Revenue	\$200K		
Skinner Building	193,672	Lease Expiration	10/1/2040				
Total Office	1,602,368	Annual Revenue	\$3M				
Retail Space	141,806						
Parking Stalls	744						
Lease Expiration	10/31/2014						
Annual Revenue	\$16.5M						

**VII. STANDING COMMITTEES**

**B. Finance, Audit and Facilities Committee**

Animal Research and Care Facility – Select Architect, Authorize Use of Alternative Public Works GC/CM and Delegate Authority to Award GC/CM Contract



**RECOMMENDED ACTIONS**

It is the recommendation of the administration and the Finance, Audit and Facilities Committee that the Board of Regents:

- 1) Delegate authority to the President to award a design contract for the Animal Research and Care Facility project to ZGF/Flad, subject to successful negotiation of an architectural agreement. In the event of an unsuccessful negotiation with ZGF/Flad, it is requested that authority be delegated to open negotiations and award a design contract with LMN/Ballinger, the firm recommended as the first alternate;
- 2) Authorize the use of the General Contractor/Construction Manager (GC/CM) Alternative Public Works contracting method; and
- 3) Delegate authority to the President to award a GC/CM contract, subject to the contract sum being within the approved project budget and funding being available.



## VII. STANDING COMMITTEES

### B. Finance, Audit and Facilities Committee

Animal Research and Care Facility – Select Architect, Authorize Use of Alternative Public Works GC/CM and Delegate Authority to Award GC/CM Contract (continued, p. 2)

#### PROJECT DESCRIPTION

In 2010, a University of Washington work group charged with developing a master plan for the University's core research facilities identified the need to develop future facilities capable of supporting the UW commitment to outstanding research, education, and animal care. The work group also identified the need for increasing the animal census at the UW and to implement a centralized animal care and procedure operating model. During a recent and more in-depth UW Animal Care Facilities Master Plan Feasibility Study, the proposed solutions to increase animal census capacity and the process for implementing the new centralized animal care and procedure operating model were examined in more detail. As a result of the Feasibility Study, the work group made several recommendations, including construction of a new Animal Research and Care Facility (ARCF). The ARCF project is intended to provide a capacity solution for UW animal research for the next 10 years.

The Feasibility Study identified a site in the Portage Bay Vista, just east of the William H. Foege Building, for a new, state-of-the-art, ARCF (see attachment). The concept plan for this facility is a two-story, below-grade building, connecting to both the Foege building and Hitchcock Hall at the first level below grade. The building will provide flexible housing for large and small animals (principally rodents) and non-human primates. The feasibility study identified a preliminary program of space types which include laboratories, procedure rooms, imaging facilities, cage and equipment wash facilities, storage and other support spaces.

#### ARCHITECT SELECTION

In May 2012, the Capital Projects Office (CPO) advertised for firms interested in providing architectural services. Twelve firms responded to the request for qualifications and three of those firms were interviewed by the Architectural Commission on September 10, 2012: LMN/Ballinger; Perkins+Will; and ZGF/Flad. It is the Commission's recommendation that ZGF/Flad be appointed design architect for this project. The Architectural Commission is charged with identifying the most qualified firm as well as one or two alternate qualified firms, if any, ensuring that negotiations can continue in a timely manner. The alternate firm recommended by the Architectural Commission is LMN/Ballinger.

The partnership of ZGF Architects and Flad Architects is particularly well suited as the ARCF project architect. ZGF established their Seattle office over 25 years ago. They have an extensive resume of biomedical laboratory facilities for major

## VII. STANDING COMMITTEES

### B. Finance, Audit and Facilities Committee

#### Animal Research and Care Facility – Select Architect, Authorize Use of Alternative Public Works GC/CM and Delegate Authority to Award GC/CM Contract (continued, p. 3)

research universities and other clients, including the entire South Lake Union campus of the Fred Hutchinson Cancer Research Center. ZGF is the design architect for the UW's recently completed Molecular Engineering and Science Building. Based in San Francisco, Flad is recognized as a national leader in animal research and care facilities design. Flad has planned and designed over 15 million square feet of animal research and care facilities for over 30 top research universities and government agencies in North America. ZGF and Flad are currently working together on the design of the U.S. Army Public Health Command laboratory and animal care facility near Washington D.C.

The ARCF will be designed to accommodate future below-grade expansion of the animal care and procedure space to the south and to support a future life sciences building above a portion of this initial facility, not within the Portage Bay Vista.

#### CONSTRUCTION CONTRACTING STRATEGY

The recommendation of CPO is to use the GC/CM alternative public works contracting procedure, as authorized by RCW 39.10 for construction of this project. The use of a GC/CM has been absolutely critical to the success of the University's large and complex projects. During design, the GC/CM will be able to provide detailed construction scheduling, input into procedures and specifications, input into design constructability issues, coordination of construction documents, determine construction logistics and needed lay-down areas, provide detailed cost estimates and investigation of existing conditions. To help meet the overall project schedule, the GC/CM is able to bid out and start construction on early work packages before all of the project construction documents are 100% complete, if there are compelling reasons to do so. All of these aspects of the GC/CM process will be especially important on the ARCF project.

CPO will commence the GC/CM selection process in September 2012, with the expectation of entering into a preconstruction services agreement with the highest scoring firm in January 2013. It is proposed that the Board of Regents will be informed of the selected GC/CM at their February 2013 meeting in a report of actions taken under specific delegated authority.

## VII. STANDING COMMITTEES

### B. Finance, Audit and Facilities Committee

Animal Research and Care Facility – Select Architect, Authorize Use of Alternative Public Works GC/CM and Delegate Authority to Award GC/CM Contract (continued, p. 4)

#### SCHEDULE

Forecasted completion dates:

Pre-design	March 2013
Design	June 2014
Construction	June 2016
Occupancy	October 2016

#### BUDGET AND FUNDING PLAN

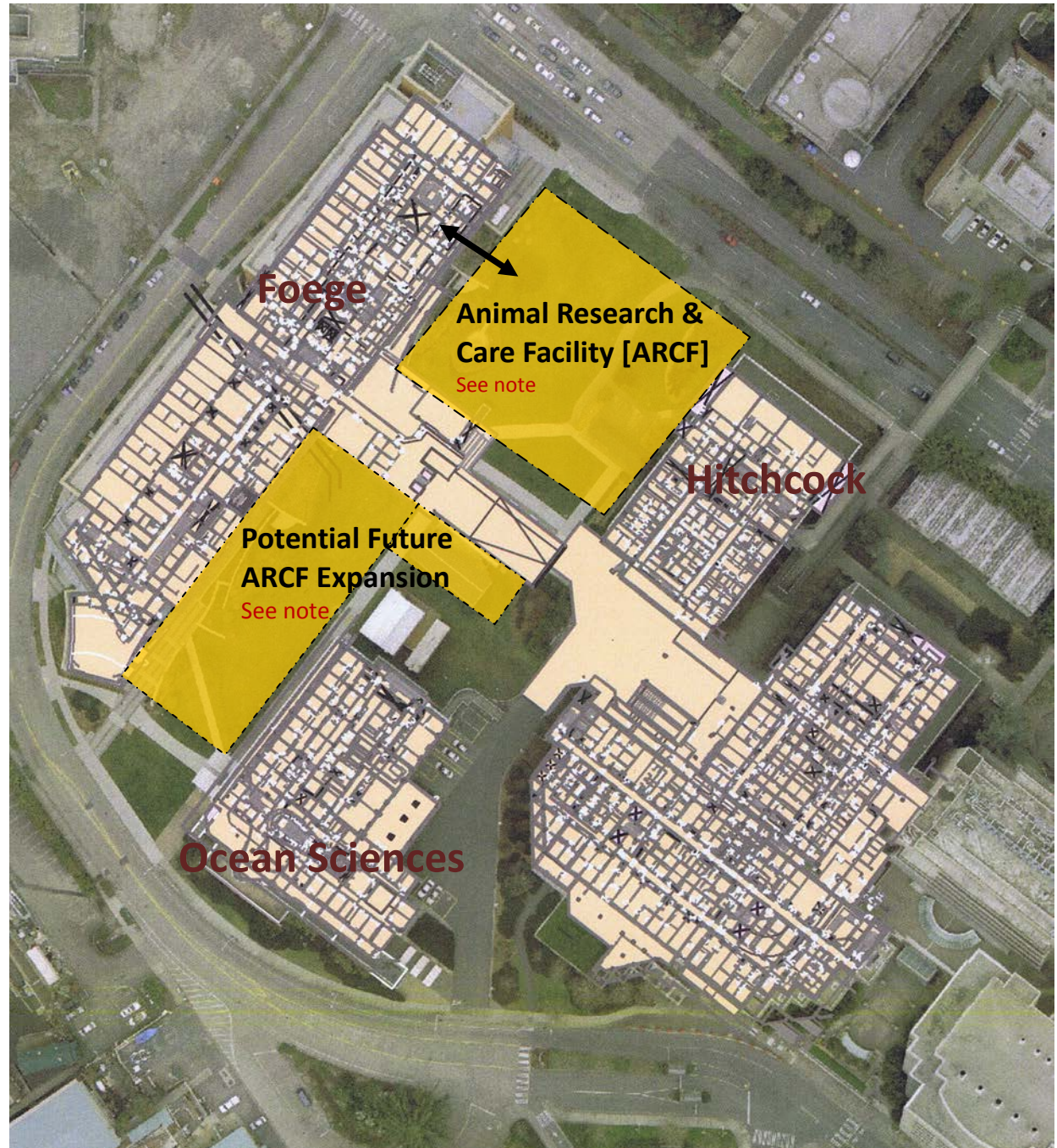
The project budget recommendation and accompanying funding plan will be presented for approval to the Board at its March 2013 meeting. In the meantime, based on the results of the Feasibility Study, CPO and the project team will work toward a target project budget of \$85M. Pre-design activities not to exceed \$5M will be funded from a central fund account reserved for critical research facility needs.

Since a portion of this project will be debt funded and the debt service will be paid from existing indirect cost recovery (ICR), the Treasury Office will work with the Provost's Office to assure that ICR is sufficient to pay the debt.

*Attachment*  
Site Plan

# Animal Research & Care Facility

## Site Plan



**Note:**  
The ARCF site is underground to preserve the Portage Bay Vista per the UW/City agreement.

VII. STANDING COMMITTEES

B. Finance, Audit and Facilities Committee

Capital Projects Office Semi-Annual Status Report

There will be an oral report for information only.

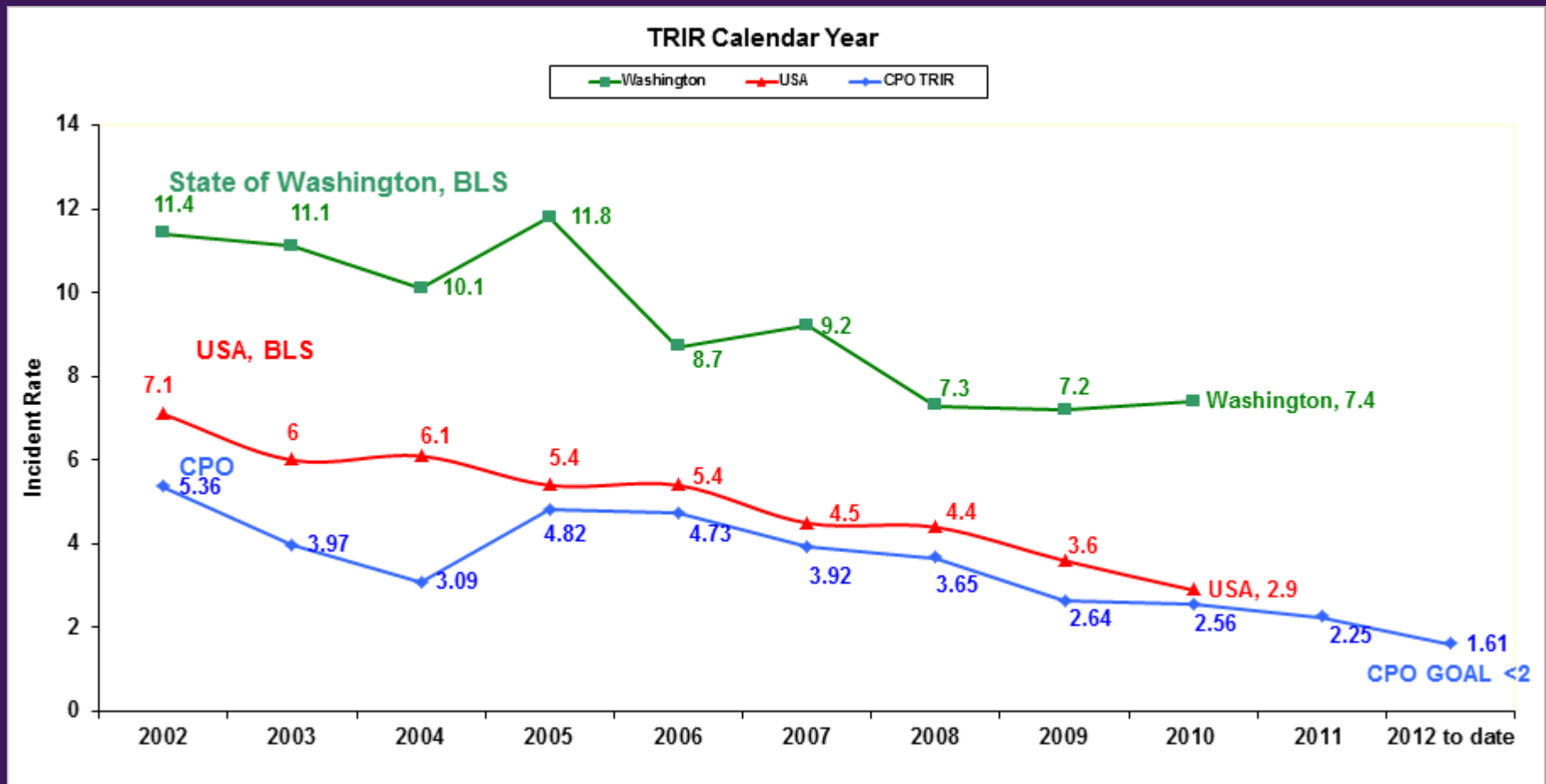




# Capital Projects Office Semi-Annual Status Report

March 2012 – August 2012

# Safety







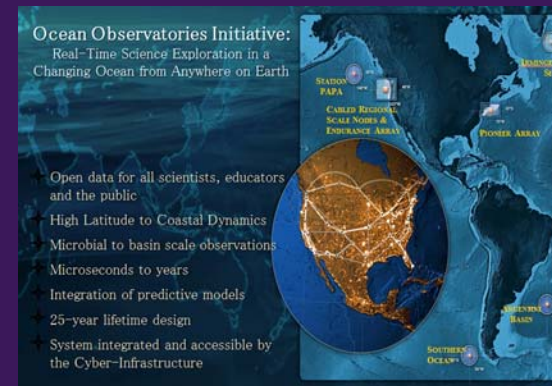
# Emerging Projects



- Animal Research and Care Facility Phase 1
- New UW Police Station
- North Campus Student Housing
- UWMC Expansion Phase 2
- UWMC Main Entrance Upgrade
- UW Bothell Student Activity Center
- ICA Basketball Operations Building

# Other Projects

- Sound Transit University Link
- Sound Transit Northgate Link Extension
- Ocean Observatories Initiative



# *Ocean Observatory Initiative Regional Scale Nodes*

## *Status Update*

Pete Barletto  
Director – RSN  
September 13, 2012  
[barletto@uw.edu](mailto:barletto@uw.edu)



## Outline

- NSF Sponsored Ocean Observatory Initiative - OOI
- Regional Scale Nodes (RSN) Component
- Design
- Schedule & Progress
- Funding
  - Construction
  - Operations & Maintenance
- Other Facts
- Thanks !

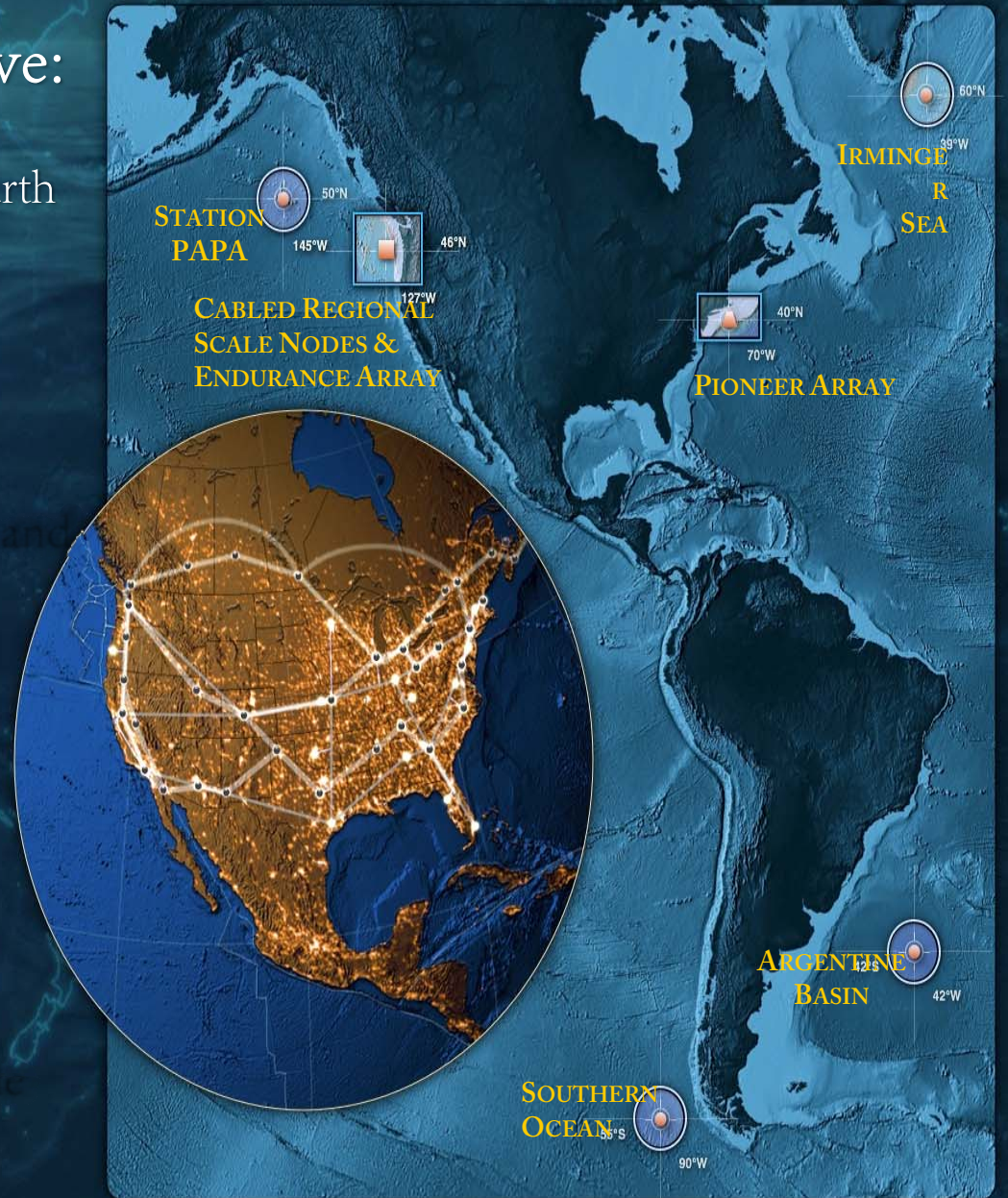




# Ocean Observatories Initiative:

Real-Time Science Exploration in a Changing Ocean from Anywhere on Earth

- ★ Open data for all scientists, educators and the public
- ★ High Latitude to low latitude
- ★ Microbial to basin scale observations
- ★ Microseconds to years
- ★ Integration of predictive models
- ★ 25-year lifetime design
- ★ System integrated and accessible by the Cyber-Infrastructure



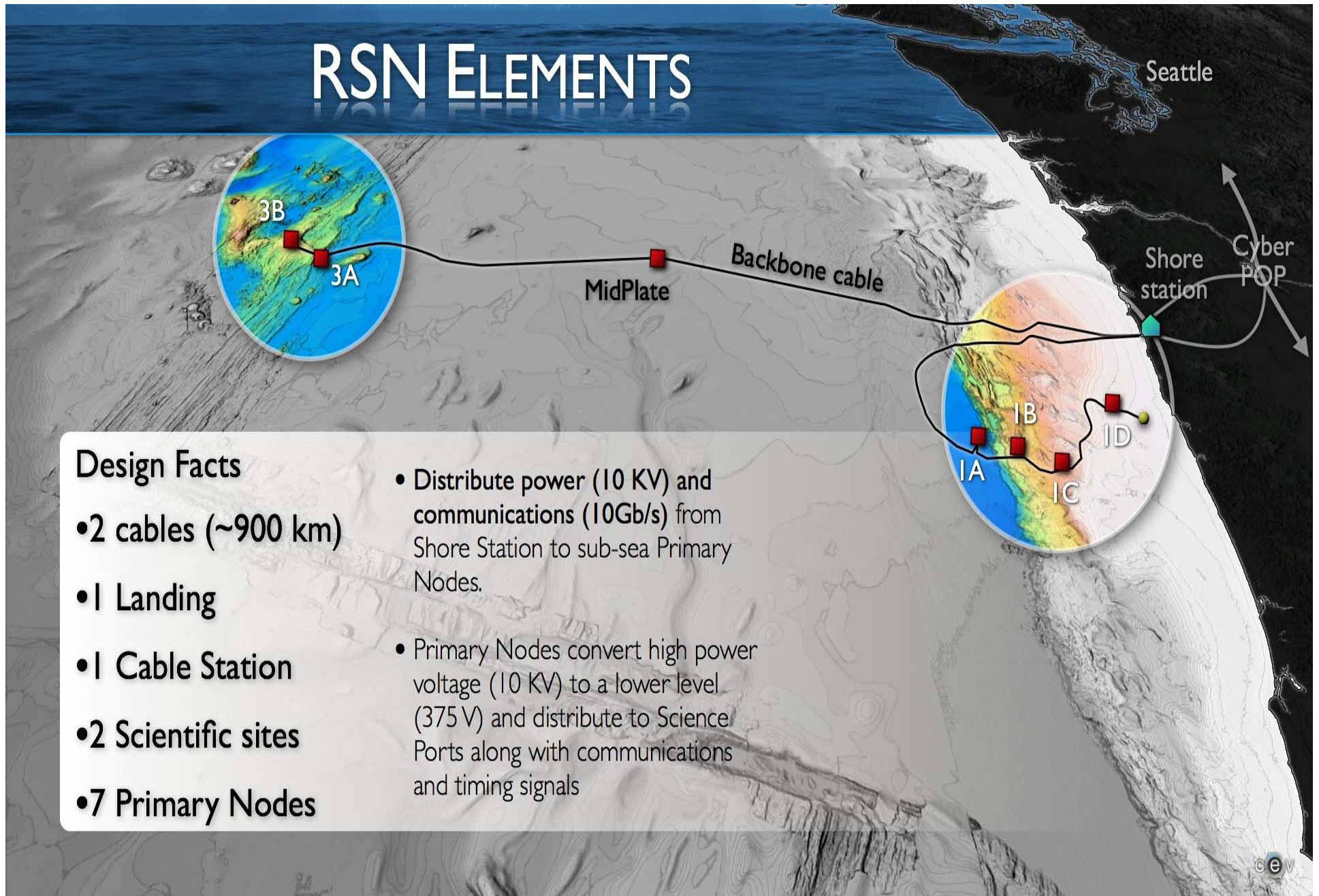
## RSN Schedule

- |   |                 |
|---|-----------------|
| • Proposal                              | October 2006    |
| • PDR                                   | November 2007   |
| • FDR                                   | December 2008   |
| • V-FDR                                 | March 2009      |
| • NSB Approval                          | May 2009        |
| • Co-operative agreements signed        | September 2009  |
| • Primary Infrastructure signed         | November 2009   |
| • Primary Infrastructure acceptance     | December 2012   |
| • Secondary Infrastructure installation | 2013 & 2014     |
| • RSN acceptance                        | 2015 - OOI 2016 |
| • Contract re-compete                   | 2017 (?)        |





# RSN ELEMENTS



## Design Facts

- 2 cables (~900 km)
- 1 Landing
- 1 Cable Station
- 2 Scientific sites
- 7 Primary Nodes

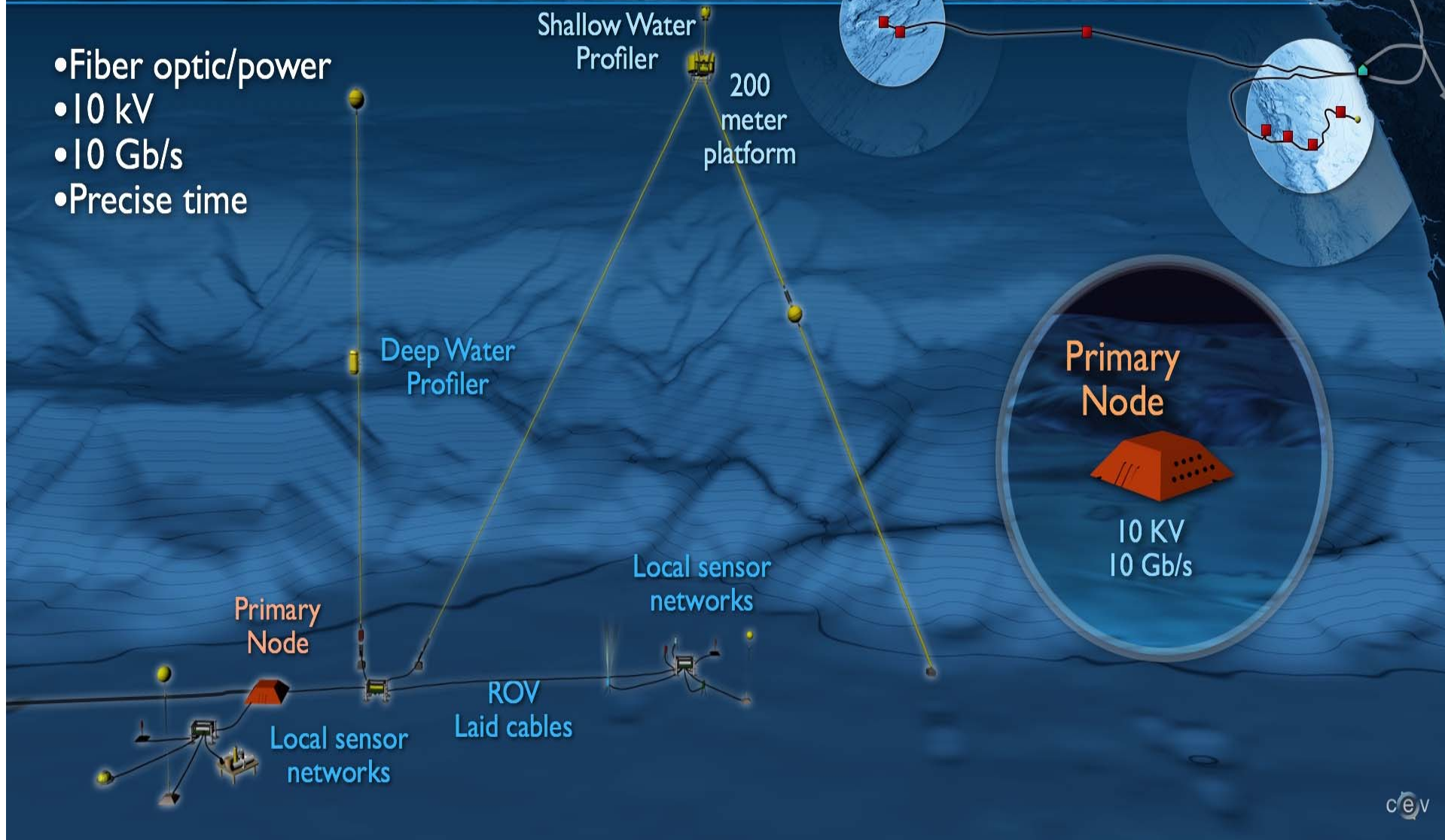
- Distribute power (10 KV) and communications (10Gb/s) from Shore Station to sub-sea Primary Nodes.
- Primary Nodes convert high power voltage (10 KV) to a lower level (375 V) and distribute to Science Ports along with communications and timing signals






# PRIMARY INFRASTRUCTURE

- Fiber optic/power
- 10 kV
- 10 Gb/s
- Precise time





# Shallow Water Node



# Deep Water Nodes





# SHORE STATION

Shore Station subsystem encompasses the physical building, the battery backup and power connection to the grid, and space for the Primary Infrastructure SLTE and PFE

Shallow Water Profiler

Shore station - Pacific City

Primary Node

Local sensor networks



Seattle

cev





# SECONDARY NODE

- Low Voltage Nodes
- Medium Power J-Box
- 375 V
- 1 GigE

Shallow Water Profiler  
200 meter platform

Deep Water Profiler

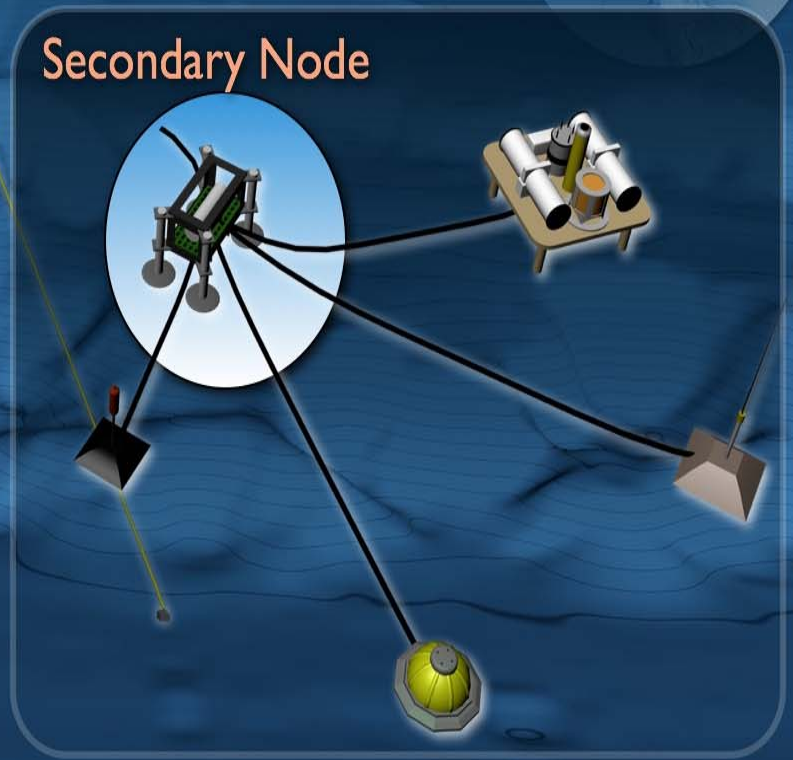
Primary Node

Local sensor networks

ROV Laid cables

Local sensor networks

## Secondary Node

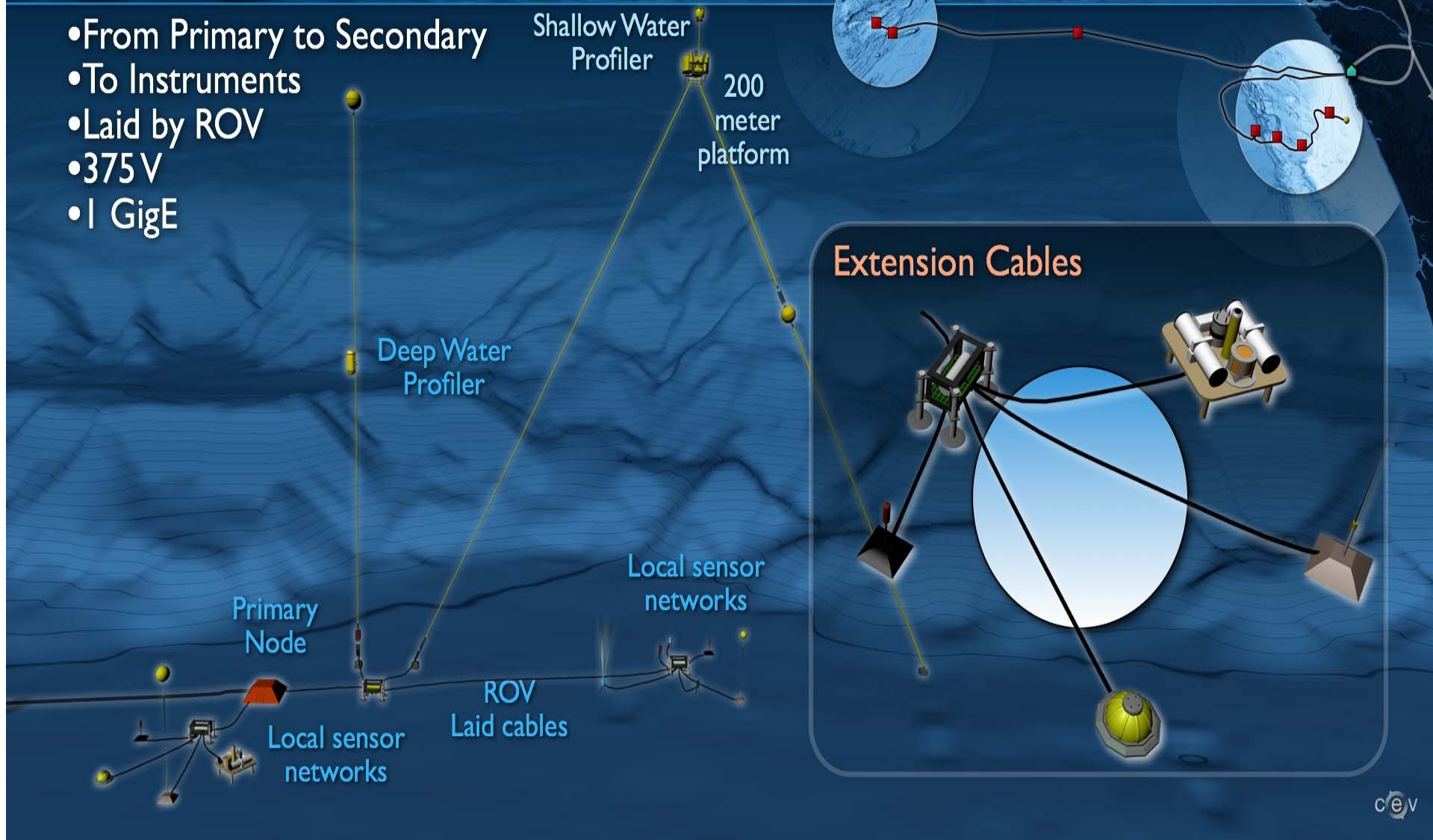


Seattle



# EXTENSION CABLES

- From Primary to Secondary
- To Instruments
- Laid by ROV
- 375V
- 1 GigE





# SENSOR NETWORKS

- Local sensor networks around Primary Nodes
- Water Column Moorings
- Spatial arrays key locations

Shallow Water Profiler  
200 meter platform

Deep Water Profiler

Primary Node

Local sensor networks

ROV Laid cables

Local sensor networks

## Sensor Networks

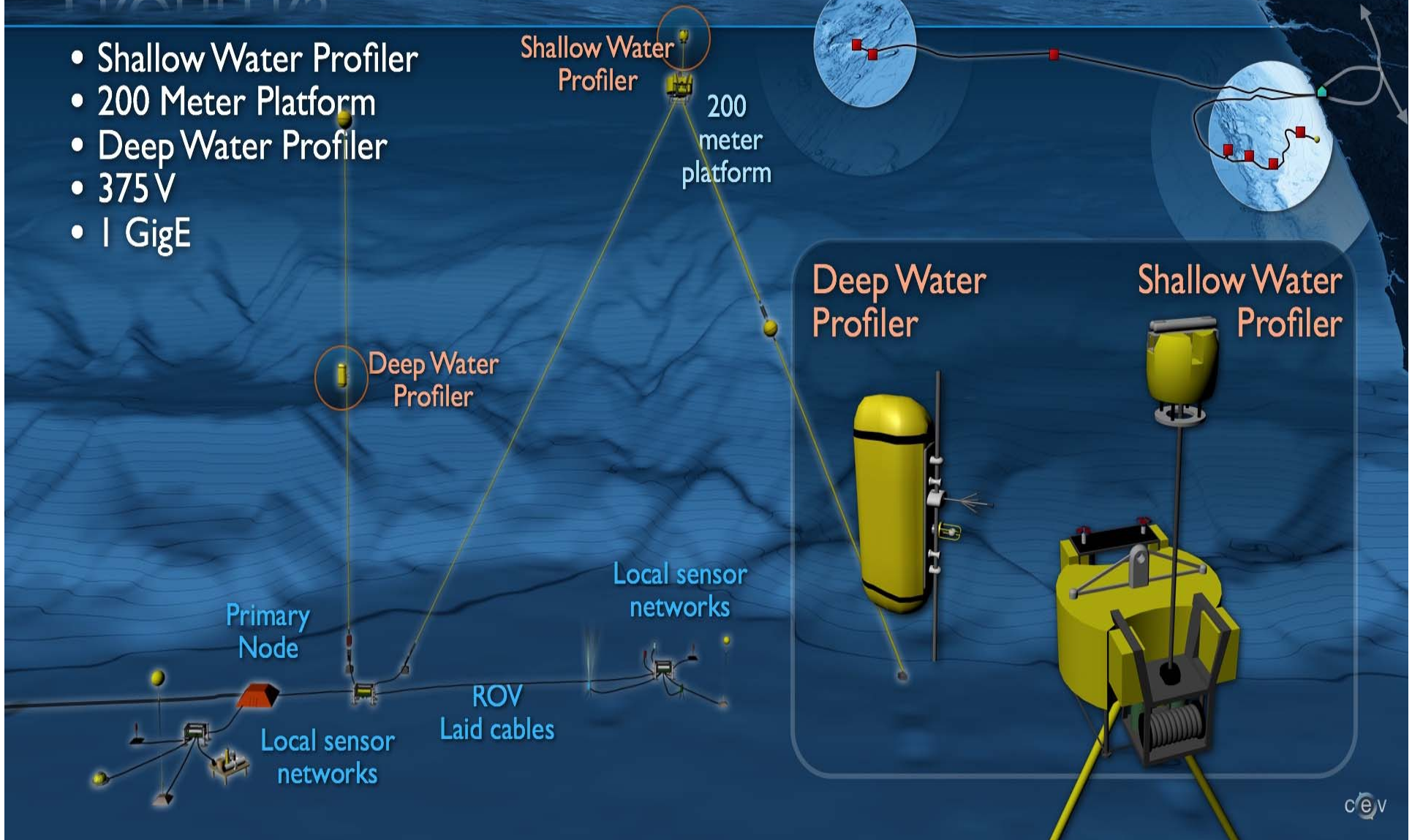
Seattle

c|e|v



# PROFILERS

- Shallow Water Profiler
- 200 Meter Platform
- Deep Water Profiler
- 375 V
- 1 GigE





## RSN Construction Schedule Overview

- July/Aug 2012: Primary Nodes deployed and integrated with Primary Infrastructure cable (deployed Summer 2011)
- Aug 2012 – May 2013: Design, build and test Secondary Infrastructure
- Dec 2012: Primary Infrastructure Acceptance
- Summer 2013: Deploy Seafloor Secondary Infrastructure
  - J-Boxes, LV Nodes, Extension Cable and Seafloor Instruments
- Summer 2014: Deploy Water Column Secondary Infrastructure
  - 3 Vertical Moorings, Profilers, Instruments, Sec Nodes, Cables
- RSN system commissioning to commence upon completion of Vertical Mooring installation, and complete in October 2014.

*\* Current deployment schedule matches 2009 Baseline Schedule*



## *RSN Budget Overview*

### CONSTRUCTION

- Approved Budget: \$154,040,548
- Funded to Date: \$109,452,916
- Spent to Date: \$91,338,348

### OPERATIONS & MAINTENANCE

Received to Date:	\$19,867,874
Forecasted Annual estimate	\$14,800,000

## Other Fun Facts

Number of :

- UW employees: 43 FTE
- Leases: Six
- Square feet: 74,000 sq'
- Instruments: 100+, 30 types
- Procurements: 1219
- Drawings: 3400
- Reviews: ~46
- Student Cruise participants: 15 /Cruise
- Work Variations: 14
- Requirements: 800+
- Contract Modifications: 33
- Master Schedule 500 pages



*The RSN Team Acknowledges and Thanks !*

Attorney General's Office  
Capital Projects  
Risk Management  
Procurement Services  
Office of Sponsored Programs  
Grant & Contract Accounting  
The ARRA Team  
Accounts Payable  
Equipment Inventory  
Center for Commercialization  
Real Estate  
Finance & Facilities Decision Support



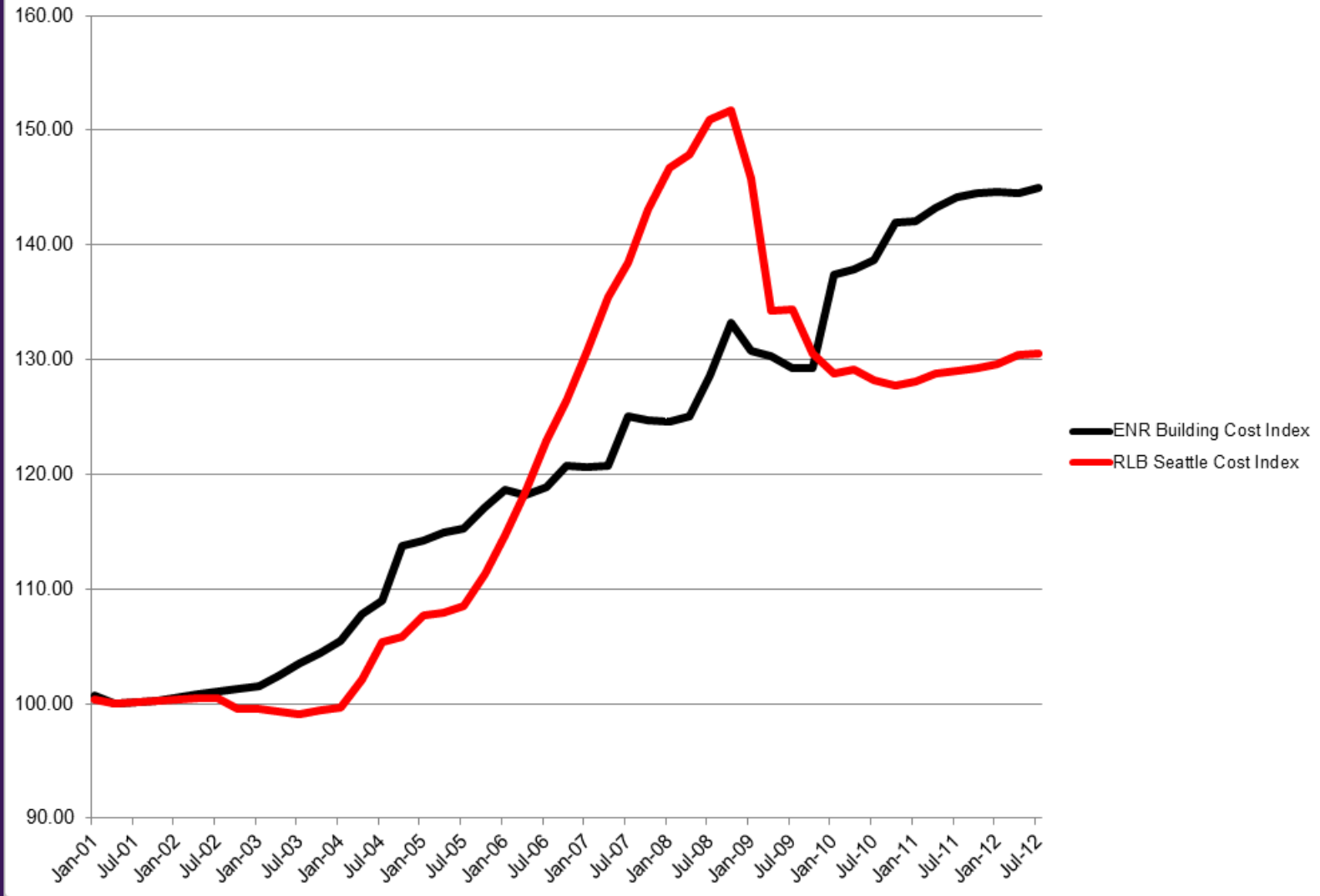
# Thank you



# Number of Contracts Issued March 2012 – August 2012

	MWBE	Total
Designers/Consultants	10 (8%)	128
Contractors	2 (3%)	69

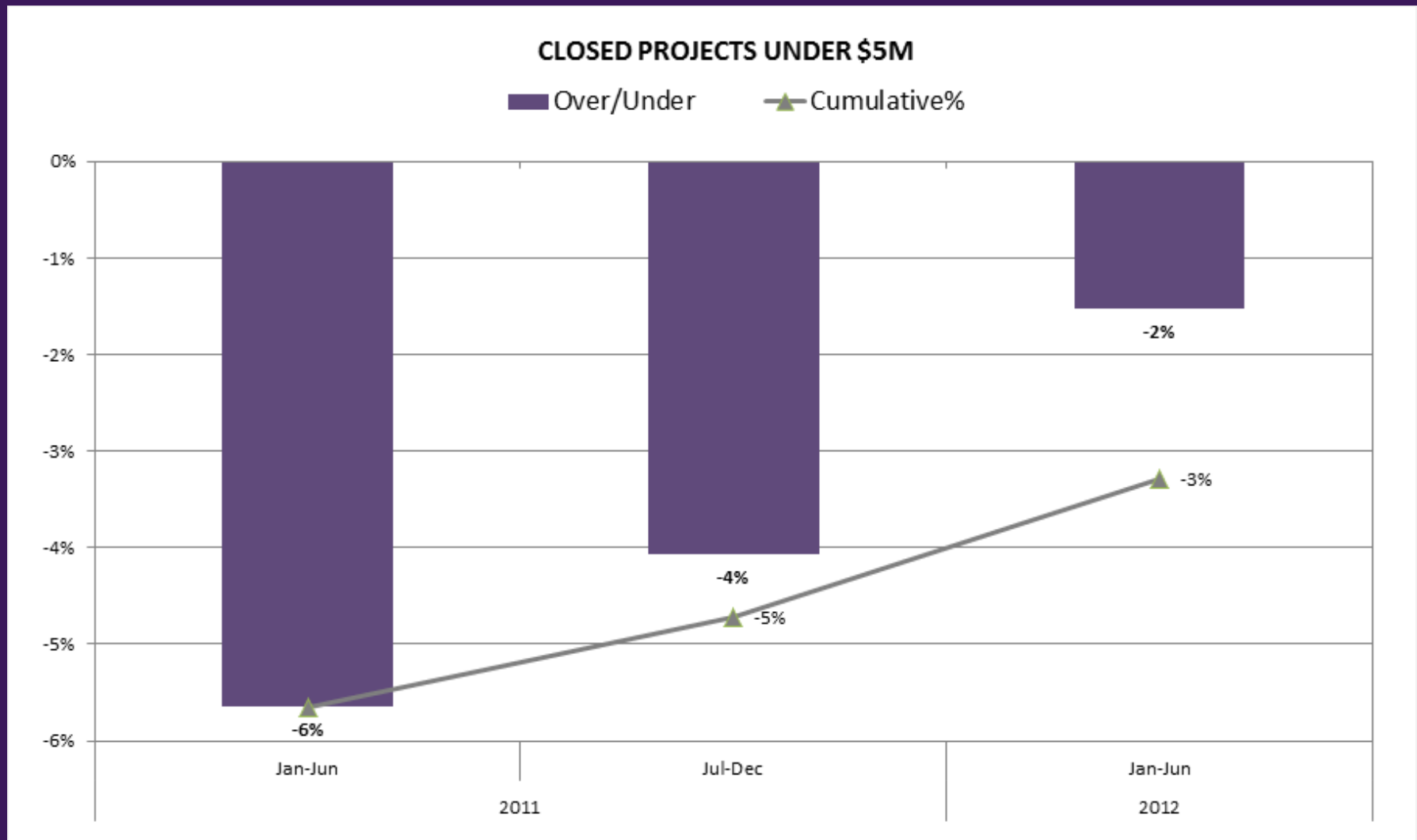
## ENR Building Cost Index vs. RLB Seattle Cost Index



# Projects under \$5 Million Closed



# Projects under \$5 Million Closed





# Major Projects Closed

Projects	Cost \$M		Use Date	
	Approved	Actual	Approved	Actual
Benjamin Hall Interdisciplinary Research Building	29.9	29.4	9-05	3-06
Foster School of Business Phase 1 - PACCAR Hall	95.0	91.5	9-10	9-10
Safe Campus Fire and Life Safety Monitoring and Notification	8.0	8.0	7-11	9-11

# Major Projects in Closeout

Projects	Cost \$M		Use Date	
	Approved	Forecast	Approved	Forecast
Tower Data Center	32.5	31.6	12-09	12-09
Foster School of Business Phase 2 - Balmer Replacement	46.8	39.9	9-12	7-12
Husky Ballpark Phase 1	3.5	4.5	12-11	2-12
Hall Health Primary Care Center Clinical Units Remodel	10.2	8.3	8-11	9-11
HSC J-Wing Microbiology	23.5	19.5	3-11	5-11
Molecular Engineering	77.7	75.7	1-12	7-12
Smart Grid	10.1	10.1	5-12	7-12

# Major Projects in Bid/Construction

Projects	Cost \$M		Use Date	
	Approved	Forecast	Approved	Forecast
Housing - New Residence Halls Phase 1	147.7	151.5	9-12	9-12
Housing - Mercer Court	118.0	116.8	8-13	8-13
Housing - Lander Replacement	77.0	79.0	9-14	1-14
HUB Renovation/Expansion	128.3	122.0	9-12	9-12
Odegard UG Learning Center Renovation	16.6	17.2	9-13	9-13
Samuel E Kelly Ethnic Cultural Center	15.5	15.4	9-11	1-13
UWMC Expansion Phase 1	199.5	210.5	5-12	10-12
UW Bothell Phase 3	68.0	68.0	6-14	6-14
UW Tacoma Phase 3	54.3	54.3	6-12	9-12

# Major Projects in Design

Projects	Cost \$M		Use Date	
	Approved	Forecast	Approved	Forecast
Fluke Hall Renovation	28.5	28.5	tbd	tbd
Housing - Maple and Terry Halls	133.0	133.0	8-15	8-15
Husky Ballpark Phase 2	10.4	9.4	tbd	tbd
watlab <sup>w</sup> (Intellectual House )	5.9	5.9	12-14	11-14
Montlake Triangle	25.3	25.3	9-15	9-15

VII. STANDING COMMITTEES

B. Finance, Audit and Facilities Committee

University of Washington Investment Committee Update

There will be an oral report for information only.

VII. STANDING COMMITTEES

B. Finance, Audit and Facilities Committee

Advancement Fiscal Year End Results

This will be an oral report for information only.

**VII. STANDING COMMITTEES****A. Academic and Student Affairs Committee**

*in Joint Session with*

**B. Finance, Audit and Facilities Committee****Using Technology to Improve the Student Experience****INFORMATION**

This purpose of this presentation is to describe the current and planned technology initiatives to improve the student experience. This presentation is for information only.

**BACKGROUND**

The University has made great strides in achieving the near-term goals of the *Two Years to Two Decades (2y2d)*, *Teaching & Learning in the 21st Century Initiative* over the last year. A great deal of activity has centered on fulfilling the needs and expectations of an increasingly diverse and digitally-savvy UW community, in particular through piloting transformative, integrated technologies that can support cutting-edge pedagogy, save faculty time, and provide academic continuity.

**STRATEGY**

These initiatives detailed below are data-driven, beginning with the 2009 2y2d effort asking more than 3,500 faculty, staff, student, and community stakeholders how to sustain excellence over the next two years while facing rapidly declining state funding, and where the UW should be in 20 years. Other sources of data include:

- IT Strategy for Students: Report to Executive Sponsors (July, 2010)
- UW-IT 2011 Satisfaction Survey
- 2011 Faculty, Teaching Assistant & Student Surveys on Teaching, Learning & Research Technologies
- Autumn 2011 Student Experience Research Project
- Assessments of the pilot projects

As a result, roughly 12 technologies – bought, built, or borrowed – are now on-premise and in the cloud, some in pilot project mode and others in full production.

## VII. STANDING COMMITTEES

### A. Academic and Student Affairs Committee

*in Joint Session with*

### B. Finance, Audit and Facilities Committee

Using Technology to Improve the Student Experience (continued p. 2)

## INITIATIVES

### ***Canvas Learning Management System***

Canvas is a modern and flexible learning management system, built as a native cloud-hosted service. It offers an enterprise platform for integrating other teaching and learning tools, and a wide variety of analytics to assess student performance.

- Rollout to all three campuses underway.

### ***Tegrity Lecture and Presentation Capture Software***

Tegrity is a cloud-hosted presentation capture system that lets anyone record from any computer, without specialized hardware or software. On playback, students can personalize their learning as they annotate and bookmark recordings, and faculty can use Tegrity recordings to free up lectures for other activities, such as flipping the classroom.

- Rollout underway on all three campuses.

### ***eText Pilots***

This pilot project delivers eText solutions from two vendors, offering electronic textbooks with collaborative features, accessible via desktop or any mobile device. Texts come at a cost-savings to students, and faculty can shape how students interact with the text.

- Pilots began in Spring 2012 and are still underway.

### ***Mobile Applications for Students***

UW-IT is building several mobile applications requested by students. These include MyUW Mobile, which allows students to view class schedules and access class Web sites, and a student-funded application that helps students find places to study on campus.

- Applications coming Autumn 2012.

### ***Coursera @ UW***

Coursera is both a company and platform for offering massive open online courses, and the UW has signed on as a partner, joining Princeton, Stanford, University of Michigan and ten other institutions. The no-cost UW courses offered in Coursera may be extended by self-sustaining, credit bearing versions



## VII. STANDING COMMITTEES

### A. Academic and Student Affairs Committee

*in Joint Session with*

### B. Finance, Audit and Facilities Committee

#### Using Technology to Improve the Student Experience (continued p. 3)

taught by UW faculty through UW Professional & Continuing Education. The UW is the first university to adopt this model.

- Three/Four UW courses in Coursera for Autumn 2012.

#### ***GradePage Electronic Grade Submission***

Beginning in Winter 2009, GradePage made it possible for faculty to turn in final grades online. With the elimination of paper forms in Autumn 2011, 94% of final grades are now turned in on time, up from 75% in Winter 2009, improving a host of student-focused business processes: scholarships, financial aid eligibility, prerequisites, Honors calculations, etc.


#### ***Financial Aid Self-Service***

New services will allow students to manage their financial aid, check and adjust loans, and assess aid eligibility. Better messaging and self-service for students, with clearer status and actions for online award acceptance, rejection or reduction, enable students to take responsibility for their loan debt. Required document tracking provides visibility into documentation needed to process aid. Loan history helps students monitor their overall student loan debt accumulation.

#### ***Enhanced Online Student and Departmental Academic Planning Tools***

*MyPlan* will provide a one-stop academic planning tool, and *Kuali Curriculum Management* will let departments manage curriculum information more effectively, while offering better information to students. A course availability notification service will help students register for high-demand courses of interest.

- Releases begin Autumn 2012 and continue through FY 2014.



# Using Technology to Improve the Student Experience

Kelli Trosvig  
Vice President for UW Information Technology  
and CIO

September 13, 2012

# IT Strategy for Students Advisory Committee

## Report to the Executive Sponsors

July 2010

June  
2011

# University of Washington

| UW-IT 2011 Satisfaction Survey

**MOR**

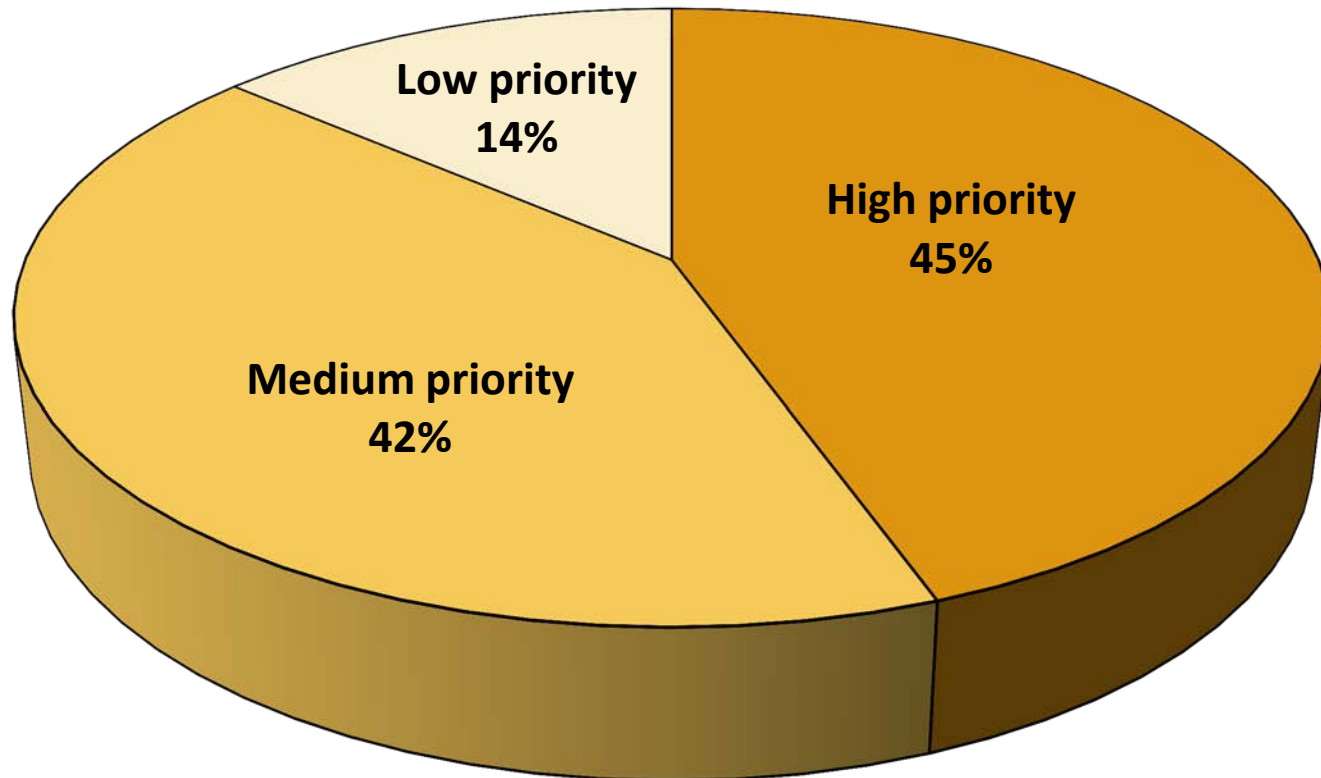
462 Main Street, Suite 300  
Watertown, MA 02472  
617.924.4501  
[www.morassociates.com](http://www.morassociates.com)

# 2011 Faculty, Teaching Assistant, and Student Surveys on Teaching, Learning, and Research Technologies

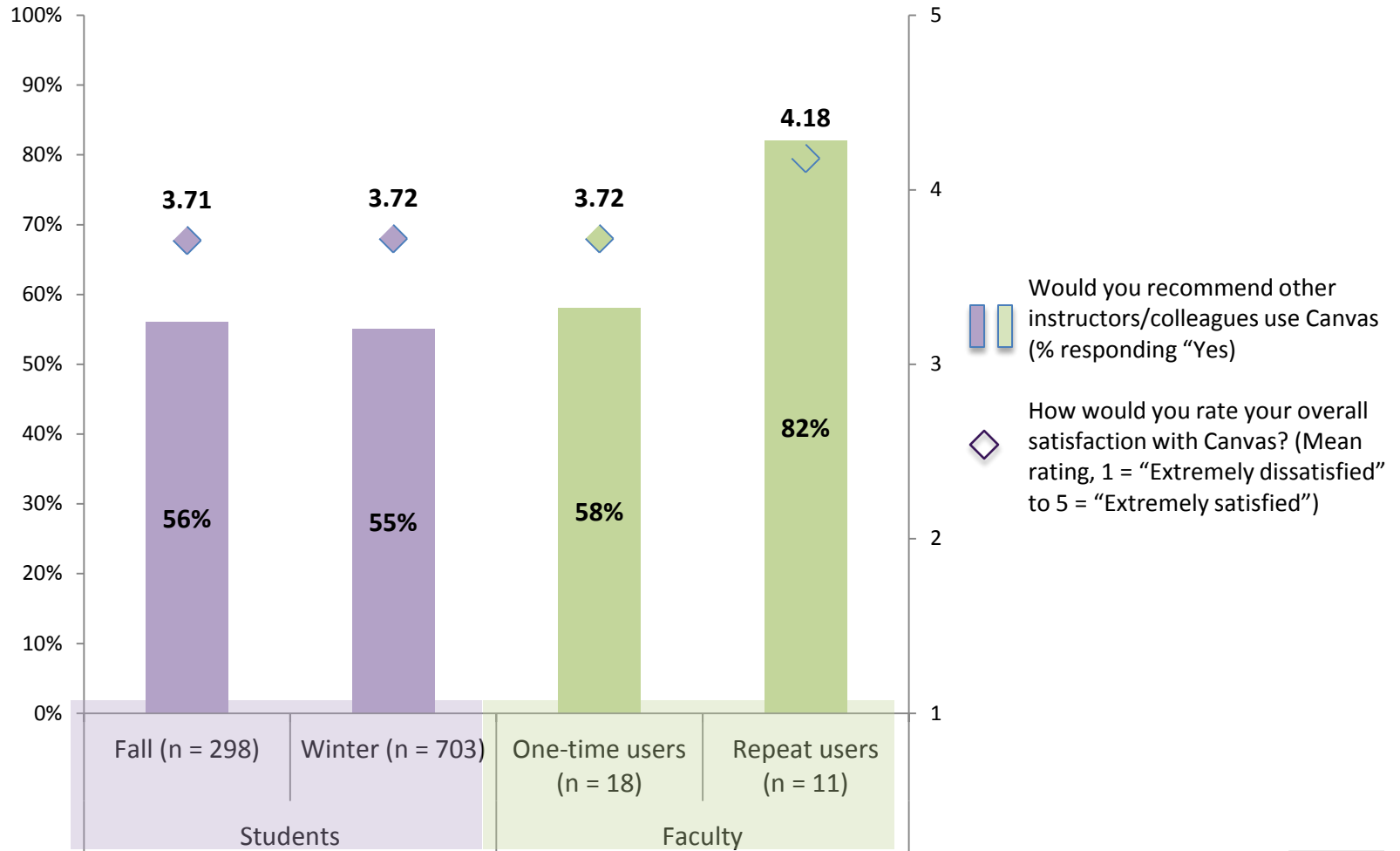
---

Winter 2011

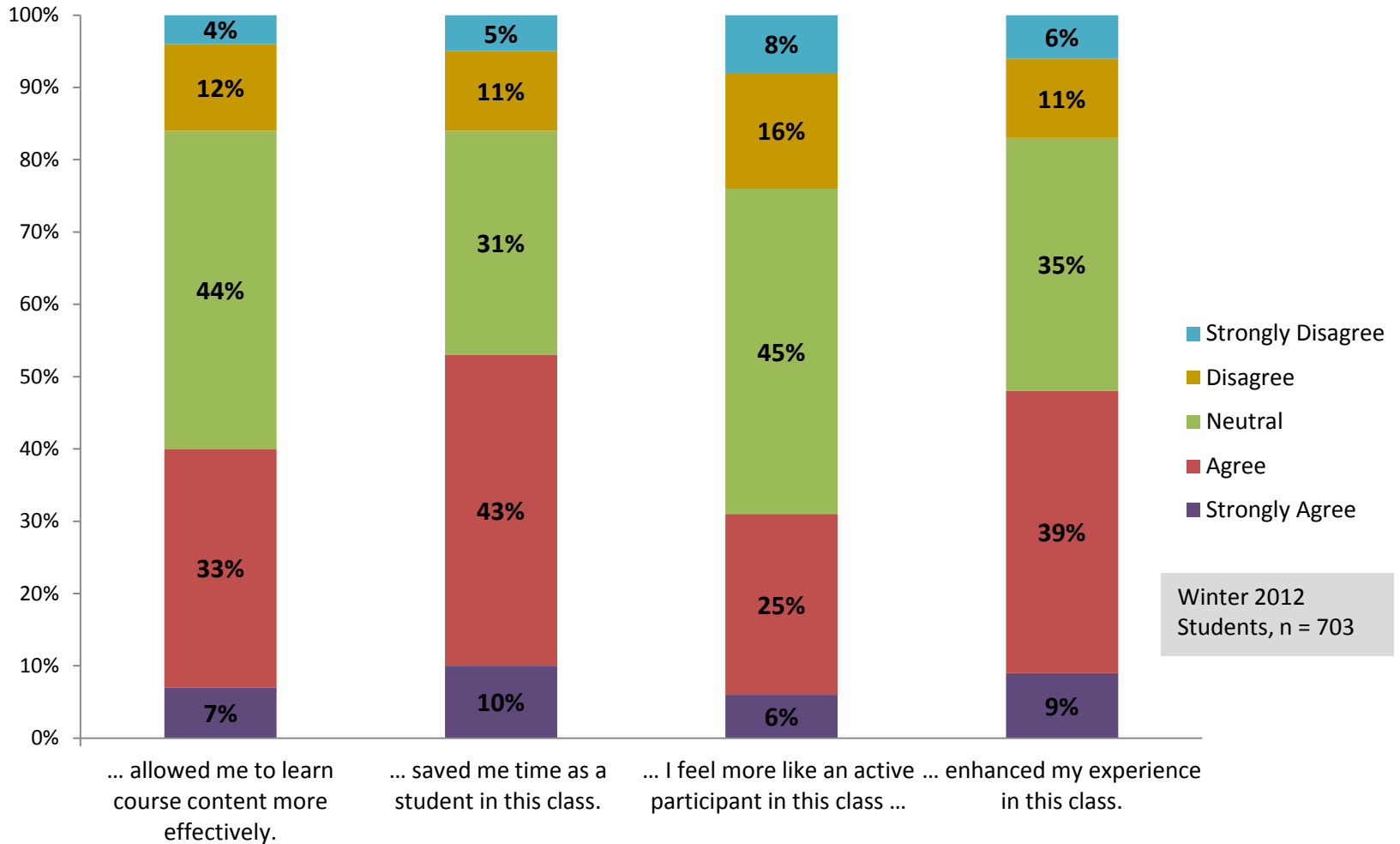
# 2011 Survey: Top Student Priority Better Integrate all Course Information Online



# Satisfaction with Canvas



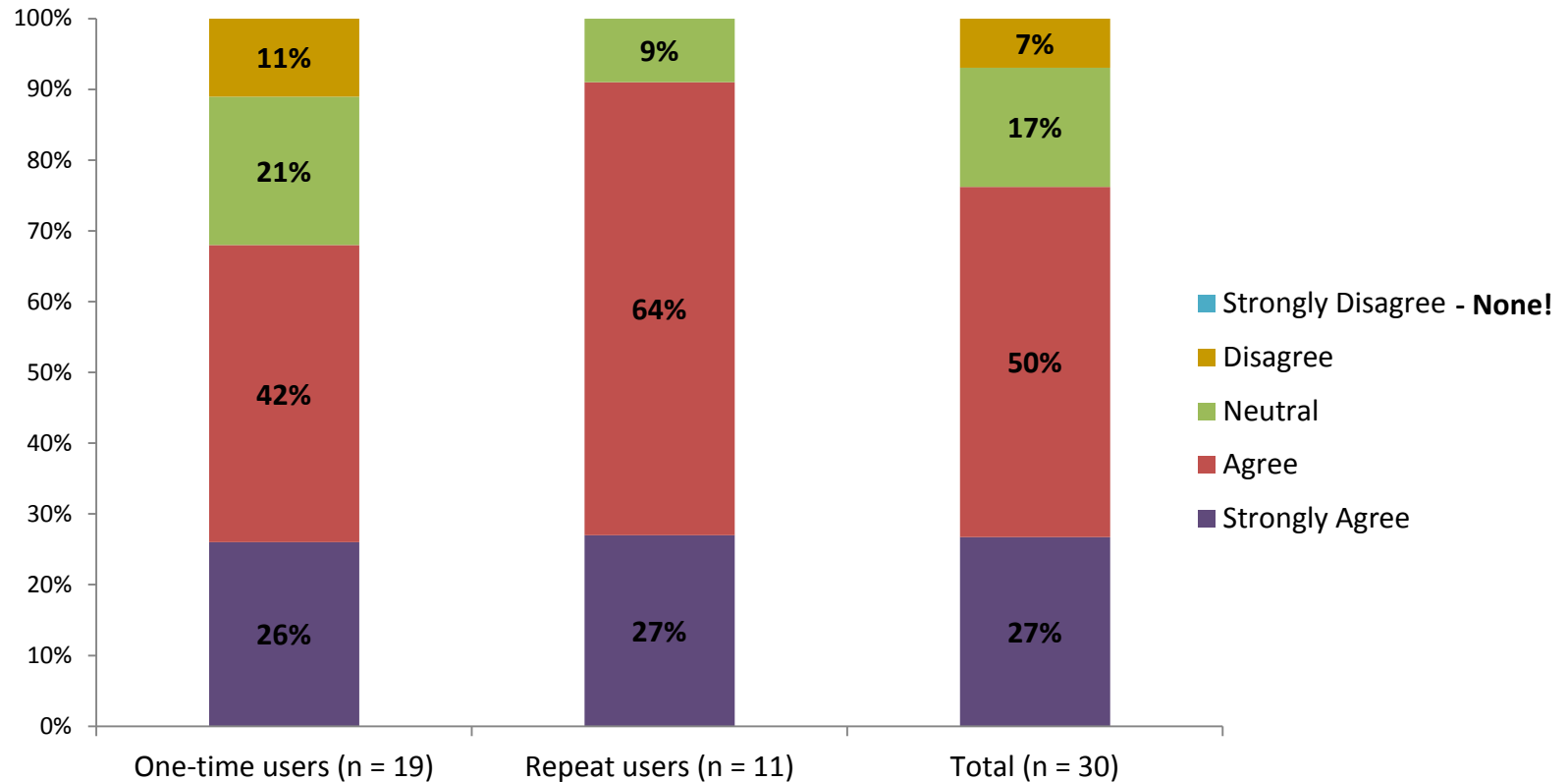
# Impact on Student Experience





# Impact on Faculty

*“Using Canvas this quarter has made teaching my course more efficient.”*



# Canvas SpeedGrader

**Review student work online**

Liberalism as an ideology has a long and complex history in politics as well as a history which emphasizes the concept of individual liberty, the ability to desist and the right to not be infringed upon to infringe on the ethos of freedom.

A simple definition of the idea of the liberal tradition is as follows.

Liberalism is a political current embracing several historical and present-day ideas of individual liberty as the purpose of government. It typically favors the right to dissent against established authorities in political or religious matters.

Liberalism is also defined and understood in contradistinction to other political ideologies, particularly to totalitarianism, which represent the antithesis of liberal freedom. The term "liber" or "free", and this emphasizes the liberal ideal of being free from the rule of others.

The tradition of liberalism has undergone numerous mutations and developments over time. Liberalism can be traced to the ideals of the Enlightenment in Europe. This struggle to emerge in the philosophy and actions of the European Enlightenment.

Two central elements of liberal ideology are the need to oppose the dehumanizing and the second is the need to oppose what is considered to be reactionary and antiquated traditions that would retard the dimension of freedom.

Liberalism was the intellectual haven of the new commercial class that wanted freedom to change the old social order. It provided guidance in moral, political, and economic spheres. ... The concept of freedom is at the heart of the liberal ideology. Originally, to be free was not to be subject to the arbitrary control over what one does. One is neither prevented from doing what one wants nor is one guaranteed control over what one does not want.

The central reason why the liberal ideology has prevailed over other ideological traditions in history is that it holds the principle of freedom and individual expression as its central focus. This paper will argue that the reason for the success of this ideology is that throughout the various incarnations of liberalism, the motivating focus has been on freedom and the betterment of the human condition, with the concomitant desire to react against outmoded and authoritarian regimes. The following discussion will present an overview of the

**Click rubric to score**


### Grading

Criteria	Ratings					Pts
Thesis statement expresses position clearly, identifies reasons in support of position.	Excellent 25 pts	Good 20 pts	Acceptable 15 pts	Below Expectations 10 pts	No Marks 0 pts	25 / 25 pts
Explain reasons in support of thesis statement	Excellent 25 pts	Good 20 pts	Acceptable 15 pts	Below Expectations 10 pts	No Marks 0 pts	15 / 25 pts
Provide supporting evidence, examples, and references to course readings. Description of criterion	Excellent 25 pts	Good 20 pts	Acceptable 15 pts	Below Expectations 10 pts	No Marks 0 pts	15 / 25 pts
Defend position against strongest opposition.	Excellent 25 pts	Good 20 pts	Acceptable 15 pts	Below Expectations 10 pts	No Marks 0 pts	20 / 25 pts
Total Points: 75 out of 100						

Save Cancel



**Add comments as text, audio, or video**

### Discussion

 Kiki, Your thesis statement about liberalism is dear, but you haven't provided adequate evidence in the form of examples or references to course material.

KARIN I ROBERTS, Aug 10 at 10:20am

Add a Comment

Attach   Submit Comment

# Canvas Calendar

🏠 Jake Kulstad > My Calendar

◀ January 2012 ▶						
Sunday	Monday	Tuesday	Wednesday	Thursday	Friday	Saturday
25	26	27	28	29	30	31
1	2	3	4	5 due Draft Essay	6	7
8	9	10 due in-class discuss paper 1	11	12 due Final Essay	13 due weekly reading	14
15	16	17 due in-class discuss paper 2	18	19	20 due new test	21
22	23	24 guest speaker in-class discussion	25	26	27 due credit-NC	28
29	30	31	1	2	3	4

🔍 How Do I...?

◀ January 2012 ▶						
25	26	27	28	29	30	31
1	2	3	4	5	6	7
8	9	10	11	12	13	14
15	16	17	18	19	20	21
22	23	24	25	26	27	28
29	30	31	1	2	3	4

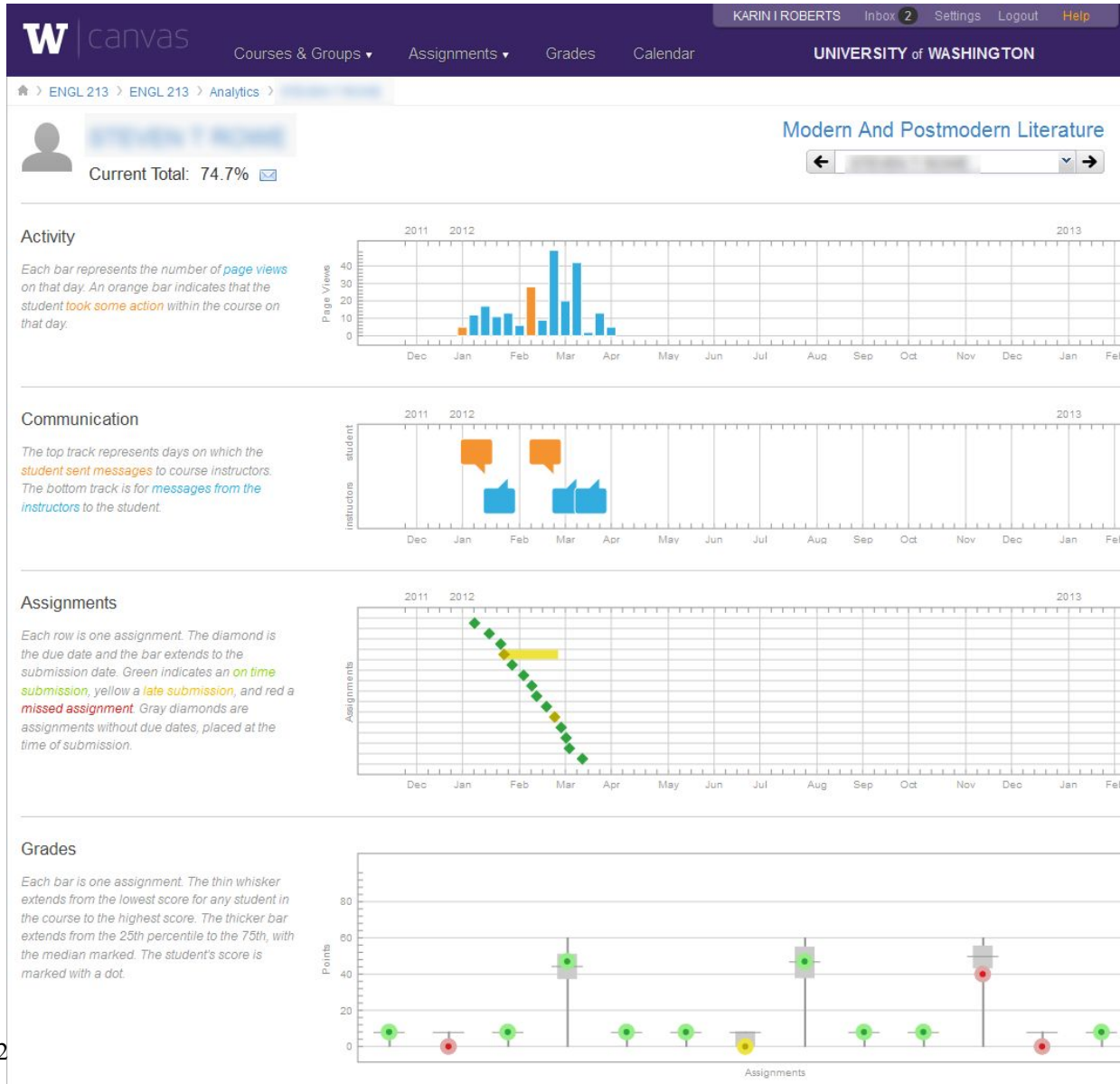
7 calendars, 3 open

- Jake Kulstad
- INTRO TRAIN
- Sample 00
- Sample 01
- Sample 02
- Sample 03
- jake-secondary

[show 64 undated events](#)

[Calendar Feed](#)

# Instructor Dashboard for One Student



# Instructor Dashboard for a Course

## INTELLECTUAL FOUNDATIONS OF INFORMATICS

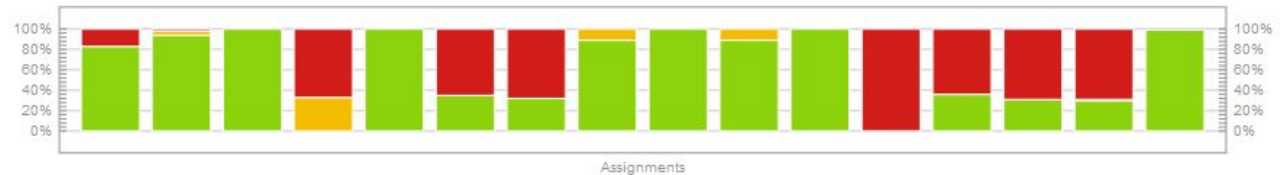
### Activity

Each bar represents the number of [page views](#) on that day. An orange bar indicates that some user [took an action](#) within the course on that day.



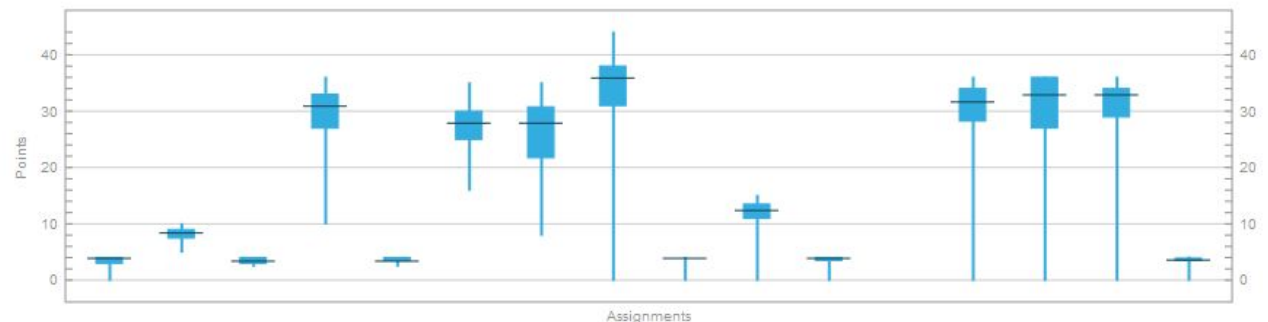
### Assignments

Each bar is an assignment. The green layer represents the percentage of students that turned in the assignment [on time](#). Assignments that are [late](#) are yellow, and [missing](#) assignments are red.



### Grades

Each bar is one assignment. The [thin vertical whisker](#) extends from the lowest score for any student in the course to the highest score. The [thicker bar](#) extends from the 25th percentile to the 75th, with the [median](#) marked.






# Tegrity – Lecture Capture

W UNIVERSITY of WASHINGTON

All Courses > LIS528 A WIN 2012 - HLTH SCI INFO > Thu, Jan 19, 12 50 PM

SHERRILYNNE FULLER

LIS 528 A - Winter 2012 - HLTH SCI INFO - Thu, Jan 19, 12 50 PM



Bookmarks and Notes

Add / Edit

### CLINICAL TRIALS REPORT SCHEMA

```
graph TD
    A[CLINICAL TRIALS REPORT SCHEMA] --> B[STUDY ENVIRONMENT]
    B --> C[CITATION]
    B --> D[SOURCE OF SUPPORT]
    B --> E[ADDRESS]
    B --> F[SOURCE OF SUBJECTS]
    B --> G[STUDY DESIGN]
    B --> H[STUDY CONDUCT]
    B --> I[STUDY OUTCOME]
    G --> J[DESC. OF GRP-GEN/SPC]
    G --> K[TYPE OF STUDY]
    J --> L[BLED-TOT/CHPT]
    J --> M[AGE]
    J --> N[SEX]
    J --> O[PRE-TREAT CHAR.]
    J --> P[NO.]
    K --> Q[RETRO/PROSPEC.]
    K --> R[CON-TROL]
    K --> S[RANDOM-IZATION]
    H --> T[MASKING]
    H --> U[ADHER.]
    H --> V[WITHDRAW/DROPOUTS]
    H --> W[STAT. METH.]
    H --> X[TREAT. REG.]
    I --> Y[STATISTICAL SIGNIFANCE OUTCOME]
    I --> Z[ADVERSE EFFECTS]
    I --> AA[STATISTICAL SIGNIFANCE ADVERSE EFFECTS]
    I --> AB[TABLES/ FIGURES]
    I --> AC[NUMERIC RELATIONSHIPS]
```

January 20, 2010

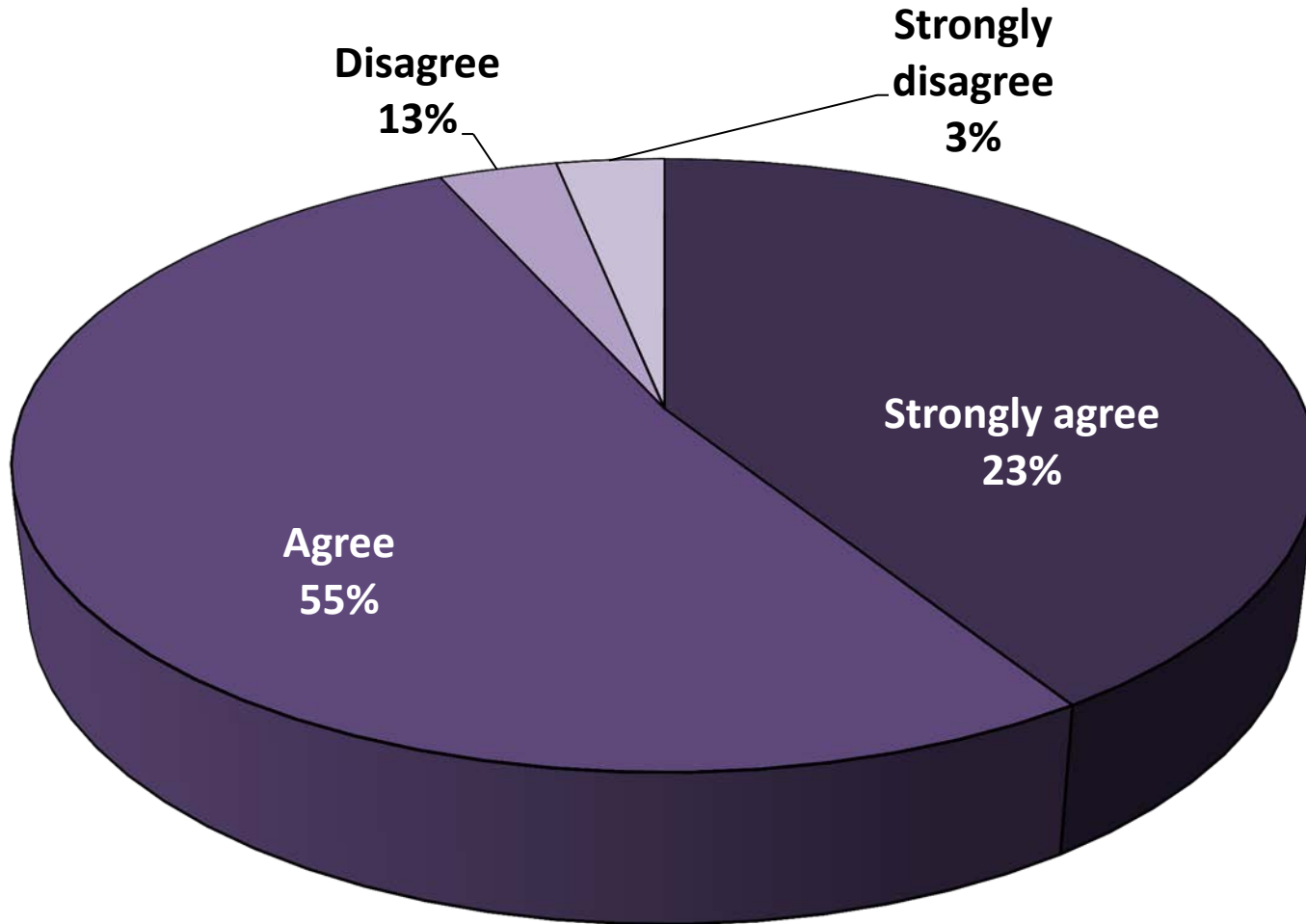
©1988 fuller University of Washington

Sherrilynne Fuller, University of Washington 1-19-2012

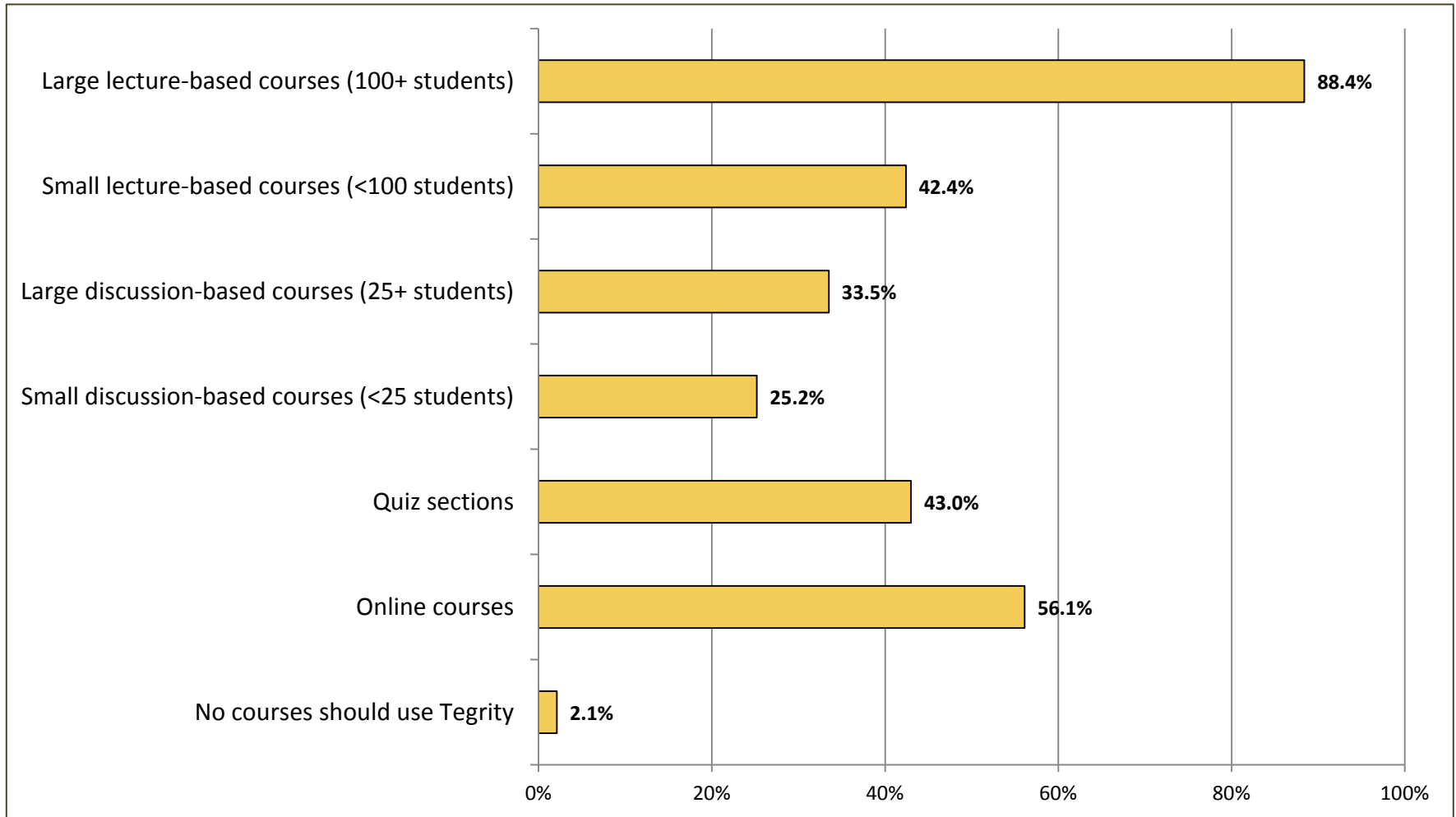
Paused 0:33:35 / 1:18:47

Tegrity

## Winter 2012 Students: Reviewing the Tegrity Recordings Contributed to my Learning




# Types of Courses That Should Use Tegrity (Student Responses)





# UW eText Pilot



F-14/209-12  
9/13/12

# Courseload

The screenshot shows a presentation slide within a software interface. The interface includes a top navigation bar with 'COURSELOAD', 'FULL SCREEN', 'ZOOM', a search bar containing 'FEBA', and a user profile 'PETER D WALLIS - Help - Logout'. The slide content features a diagram of a sales process with five steps: Approach, Needs Identification, Presentation, Handling, and Customer Service. A search results dropdown menu is open over the 'Presentation' step, listing various search engines like Google, Dictionary, Google Translate, Wikipedia, and YouTube. Below the diagram, there is a paragraph of text explaining the sales process, with a highlighted sentence defining FEBA (Feature, Evidence, Benefit, and Agreement).

**FIGURE 13.8 The Typical Sales Process**

A typical sales process starts with the approach and move to the next step, which is to continue with making sure the customer gets the product, t

Approach   Needs Identification   Presentation   Handling   Customer Service

Search Results

- Pages
- Notes
- More
- Google
- Dictionary
- Google Translate
- Wikipedia
- YouTube

With the buyer's permission, the salesperson then moves into a needs identification section. In complex situations, many questions are asked, perhaps over several sales calls. In simpler situations, needs may not vary across customers so a canned presentation is more likely. Then, instead of identifying needs, needs are simply listed as solutions are described.

A presentation is then made that shows how the offering satisfies the needs identified earlier. One approach to presenting solutions uses statements called *FEBAs*. FEBA stands for feature, evidence, benefit, and agreement. The salesperson says something like, "This camera has an automatic zoom [Feature]. If you look at the viewfinder as I move the camera, you can see how the camera zooms in and out on the objects it sees [Evidence]. This zoom will help you capture those key moments in Junior's basketball games that you were telling me you wanted to photograph [Benefit]. Won't that add a lot to your scrapbooks [Agreement]?"

Note that the benefit was tied to something the customer said was important. A benefit only exists



Exit Reader



Search



Page 133

Go to



Another way quality can fall is with reductions in service. Ordinarily, sellers have an incentive to please their customers, but when prices are held below market levels, sellers have more customers than they need or want. Customers without potential for profit when prices cannot rise, we can expect to fall. The full service gasoline station, disappeared with price controls in ad of staying open for 24 hours, gaso-uld close whenever the owner wanted a lunch break.

- Add a Note
- Copy
- Highlight



TETRA IMAGES/CORBIS

### Wasteful Lines and Other Search Costs

The most serious shortage during the 1970s was for oil. The OPEC embargo in 1973 and the reduction in supply caused by the Iranian Revolution in 1979 increased the world price of oil, as we saw in Chapter 4. In the United States, however, price controls on domestically produced oil had not been lifted and thus the United States faced intense shortages of oil and the classic sign of a shortage, lines.

Figure 8.2 focuses on the third consequence of controlling prices below market prices: wasteful lines.

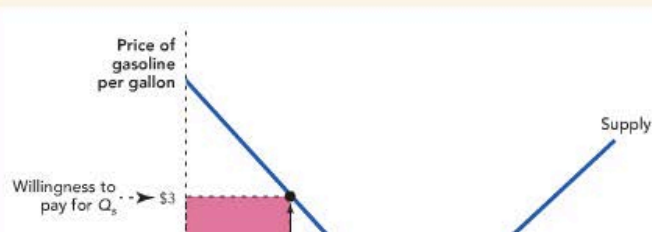
### The Great Matzo Ball Debate

In 1972, AFL-CIO boss George Meany complained that the number of matzo balls in his favorite soup had sunk from four to three, in effect raising the price.

C. Jackson Grayson, chairman of the U.S. Price Commission, was worried about the bad publicity, so on *Face the Nation* he triumphantly held aloft a can of Mrs. Adler's soup claiming that his staff had opened many cans and concluded there were still four balls per can.

Whoever was right about the soup, Meany was certainly the better economist: Price ceilings reduce quality.

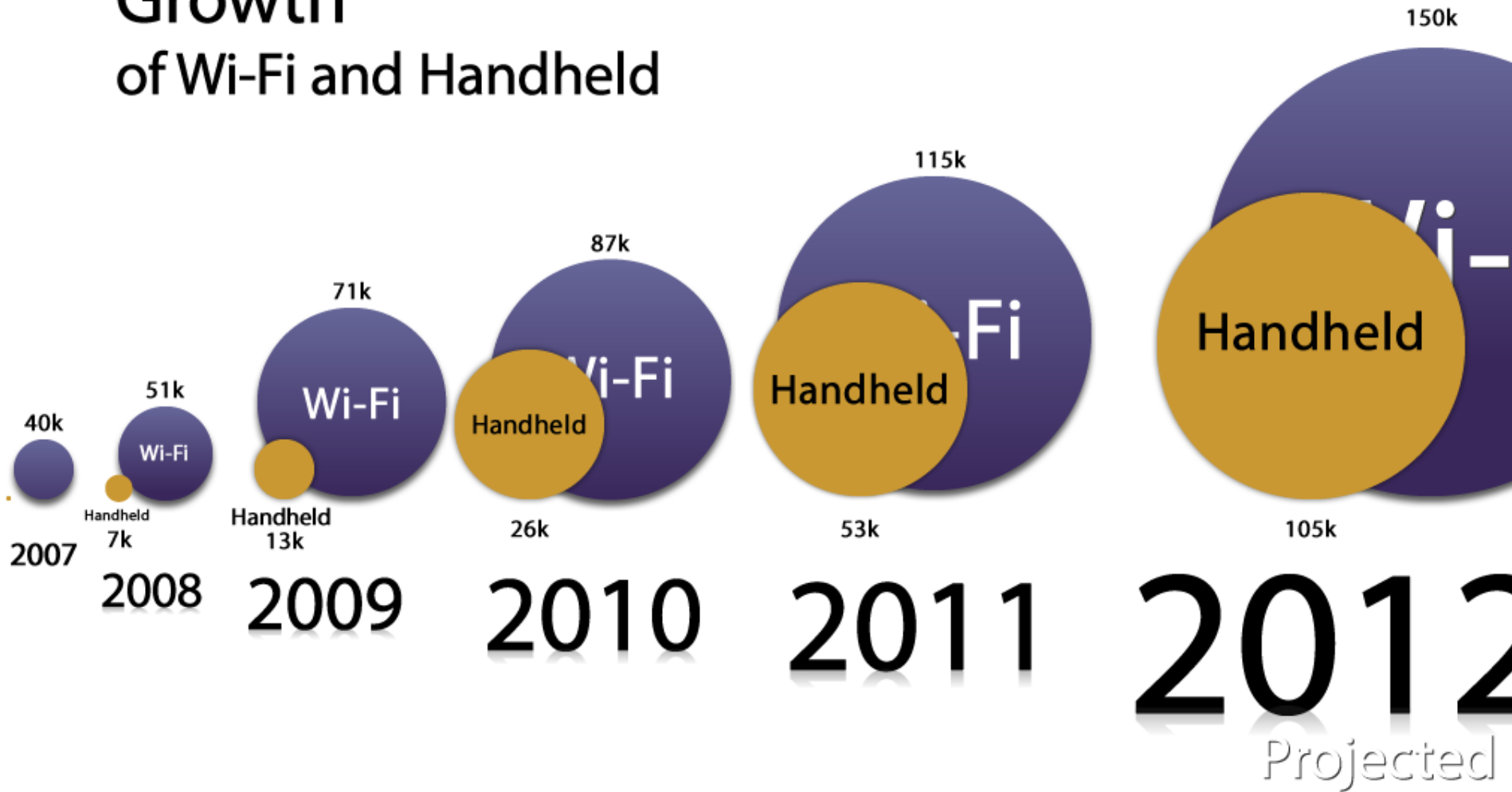
FIGURE 8.2



### Price Ceilings Create Wasteful Lines

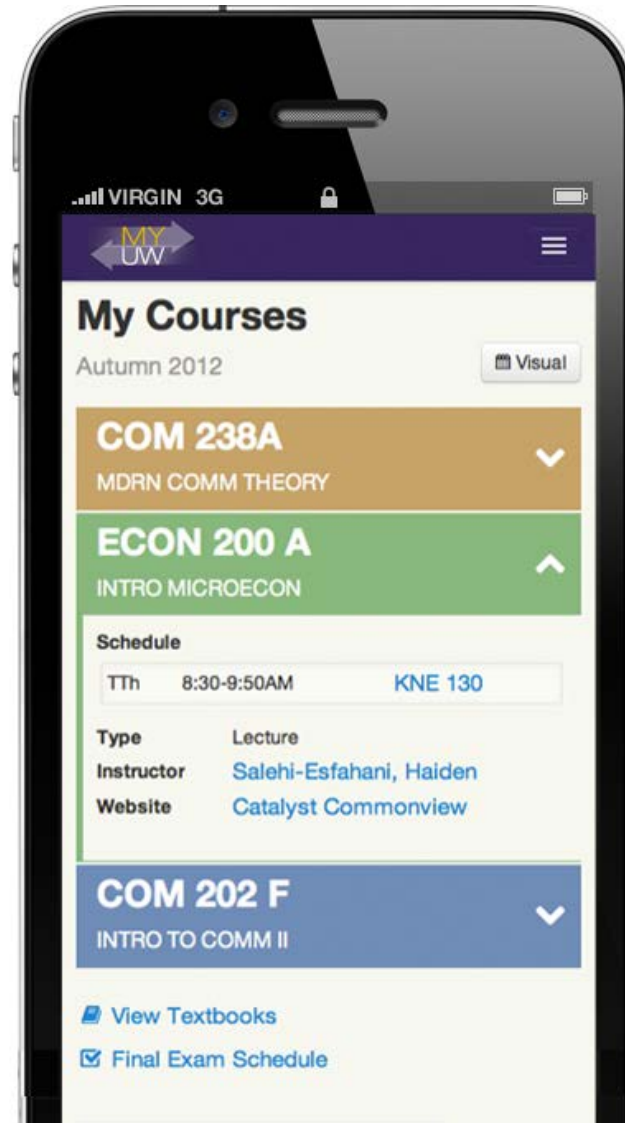
At the controlled price, the quantity of gasoline supplied is  $Q_s$  and buyers are willing to pay as much as \$3 for a gallon of gasoline. But the maximum price that sellers can charge is \$1. The difference between what buyers are willing to pay and what sellers can charge encourages buyers to line up to buy

# Growth of Wi-Fi and Handheld

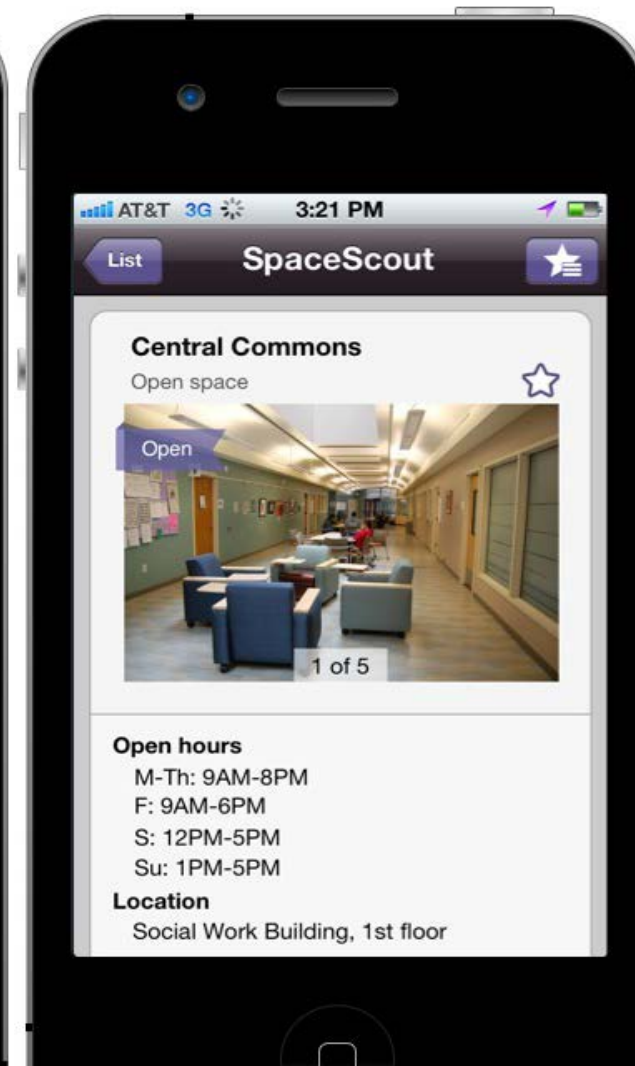


# MyUW Mobile

m.uw.edu




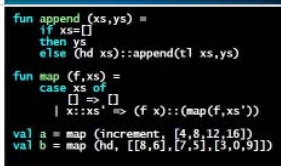





# SpaceScout





Course Explorer

	<p><b>Introduction to Computational Finance and Financial Econometrics</b> Eric Zivot</p> <p><b>W</b> UNIVERSITY OF WASHINGTON</p>	<p>Sep 2nd 2012 10 long</p>
	<p><b>Information Security and Risk Management in Context</b> Barbara Endicott-Popovsky</p> <p><b>W</b> UNIVERSITY OF WASHINGTON</p>	<p>Sep 24th 2012 10 weeks long</p>
	<p><b>Scientific Computing</b> J. Nathan Kutz</p> <p><b>W</b> UNIVERSITY OF WASHINGTON</p>	<p>Sep 24th 2012 10 weeks long</p>
 <pre> fun append (xs,ys) =   if xs=[]   then ys   else (hd xs)::append(tl xs,ys)  fun map (f,xs) =   case xs of     [] =&gt; []     x::xs' =&gt; (f x)::(map(f,xs'))  val a = map (increment, [4,8,12,16]) val b = map (hd, [[8,6],[7,5],[3,0,9]])           </pre>	<p><b>Programming Languages</b> Dan Grossman</p> <p><b>W</b> UNIVERSITY OF WASHINGTON</p>	<p>January 2013 10 weeks long</p>
	<p><b>Introduction to Computer Networks</b> Arvind Krishnamurthy, David Wetherall, John Zahorjan</p> <p><b>W</b> UNIVERSITY OF WASHINGTON</p>	<p>Jan 28th 2013 10 weeks long</p>
	<p><b>Computational Neuroscience</b> Rajesh Rao, Adrienne Fairhall</p> <p><b>W</b> UNIVERSITY OF WASHINGTON</p>	<p>April 2013 10 weeks long</p>
	<p><b>Introduction to Data Science</b> Bill Howe</p> <p><b>W</b> UNIVERSITY OF WASHINGTON</p>	<p>April 2013 10 weeks long</p>

# GradePage: Final Scores

your account (username) | Log out

**GradeBook** All activity | Manage | Preview | Help

**SOC 110 A**  
Faculty Grade Report

Faculty Grade Report for SOC110AE (35 to submit)

SOC 110 AA submitted to the Registrar by Your Name (username) on 2/10/2009 4:18 PM.

Course Title	Prefix	Course No.	SLN	Credit	Quarter	Year	Grades due: Mon 03/23 at 4:00 PM		
SURVEY OF SOCIOLOGY	SOC	110	17850	5.0	WINTER	2009			
Section	Credits	Student	Notes	Class grade in grade book	I (Incomplete)	Grade	W (Writing)	Grade Status	
AE	5.0		Missed several ...	2.1	<input type="checkbox"/>	<input type="text" value="2.1"/>	<input checked="" type="checkbox"/>	<span style="color: green;">✔ Saved</span>	
AE	5.0			1.0	<input type="checkbox"/>	<input type="text" value="1.0"/>	<input type="checkbox"/>		
AE	5.0		appears to have...	failing		<input type="checkbox"/>	<span style="color: red;">Invalid grade ?</span>	<input type="checkbox"/>	
AE	5.0				4.0	<input type="checkbox"/>	<input type="text" value="4.0"/>	<input type="checkbox"/>	
AE	5.0				3.1	<input type="checkbox"/>	<input type="text" value="3.1"/>	<input type="checkbox"/>	
AE	5.0				2.2	<input type="checkbox"/>	<input type="text" value="2.2"/>	<input type="checkbox"/>	
AE	5.0				3.7	<input type="checkbox"/>	<input type="text" value="3.7"/>	<input type="checkbox"/>	
AE	5.0				3.0	<input type="checkbox"/>	<input type="text" value="3.0"/>	<input type="checkbox"/>	



# Financial Aid Messages Student Self-Service

Financial Aid Status James Average Student - 1033334

Summary  
Award Accept/Reject  
Cost of Attendance  
Resources  
Review/Update  
Print Award Letter  
**Messages (4)**  
Document Status  
Contact Us

## 2012 - 2013 Messages

! Action required

Message	
!	<b>Please sign your <a href="#">Master Promissory Notes</a>.</b> You have one or more Perkins OR Health Profession student loans with an electronically signed Promissory Note. You'll need to sign the Master Promissory Note for the loan before your loan can be disbursed to you.
!	<b>A financial aid award has been prepared for you. Please click on the Award Accept/Reject menu item. You need to accept your aid by 9/14/2012 or the award is subject to cancellation.</b> If you plan to ask for a revision to your aid, you need to accept your initial offer by the reply deadline; if we are able to accommodate your request, we will send a revised notice later.  Be sure to update our office with changes in your resources by clicking on the <b>Resources Review/Update</b> menu item.
!	<b>A disbursement hold has been placed on your Stafford loan.</b>  As a new borrower, you are required to complete <a href="#">Entrance Loan Counseling</a> . This is a web-based tool that will help you understand your rights and responsibilities as a borrower. Once you complete the counseling, you will normally wait approximately 3 business days for this hold to be removed.
!	<b>Please sign up now for <a href="#">Direct Deposit</a> of your Financial Aid funds.</b>  You are currently not signed up for Direct Deposit of your Financial Aid funds. Please sign up now through the Direct Deposit transfer set up service.

! To protect your privacy and prevent unauthorized use, [close ALL of your web browser windows](#) and web-enabled applications when you finish.

**W** Office of Student Financial Aid  
osfa@uw.edu  
Friday, August 24, 2012

Messages alert students to actions they need to take to keep their awards moving forward

# Award Acceptance & Reduction

Financial Aid Status

Summary

**Award Accept/Reject**

Cost of Attendance

Resources Review/Update

Print Award Letter

Messages (4)

Document Status

Contact Us

## 2012 - 2013 Award Update

**A financial aid award has been prepared for you. You are subject to cancellation.**

- To **request a revision** to this award, go to [Request for your situation](#). You still need to accommodate your request, we will send a re
- To **report additional scholarships** click on the
- [Print Award Letter](#)

**Please sign your U.S. Department of Education's M**

If you haven't already signed your U.S. Department of program, please do so now. You'll need to sign the M can be disbursed to you.

**Award Comments**

We will adjust awards as needed due to updated tuit  
You can accept aid and get more information online  
Aid revised based on new information from federal p

Collapse All

Description	Annual A
<input type="checkbox"/> Fed Direct Sub Stafford Loan	Autumn
	Winter
	Spring
<input type="checkbox"/> Federal Pell Grant	Autum
	Winter

James Averano Student 103333

### Request for Reduction in Loans

The UW Office of Student Financial Aid would like every student to have the opportunity to minimize the amount of loans borrowed each year. Loans can be cancelled or rejected for the entire year or for an individual quarter if the loan is not necessary. To request a reduction in the annual undisbursed amount fill in the new amount in the table below. Clicking the 'Submit Request' button will send this information to the Office of Student Financial Aid for review. After your request has been reviewed the Financial Aid office will contact you. This typically takes 60 days.

**Always reduce the unsubsidized loan amount prior to reducing any other loans.** The interest on unsubsidized loans starts to accrue at the time of disbursement. Interest on Subsidized Stafford, Perkins and Health Professional loans is deferred until after you graduate or otherwise leave school.

**Only loans that you have selected 'Accept & Reduce Amount' are active on this form.** If you want to reduce more loans, please cancel and 'Accept & Reduce Amount' them on the previous form.

Loan Description	Total Annual Amount	Reduce Annual Amount to
Fed Direct Sub Stafford Loan	\$332	<input style="width: 50px;" type="text"/>
Federal Perkins Student Loan	\$815	\$815
<b>Total</b>	<b>\$1,147</b>	

**Additional Information (Optional):**

*Sends an email to a financial aid counselor who may contact you for more information.*

Students can easily reduce the amount of their loans, allowing them to borrow only what they need

# Academic Plan View

MyPlan

Welcome, JJ ▾



**Plan**

Find Courses

Audit Degree

Backdoor Id **jjulius** is in use.

◀ **Academic Year 2012-2013** ▶

Create your plan by finding and adding courses to any quarter. [Learn more](#)

Autumn 2012	Winter 2013	Spring 2013	Summer 2013
PLANNED	PLANNED	PLANNED	PLANNED
	MUSIC 201 (3)		
	MUSIC 204 (0-1)		
<b>Total Credits: 0</b>	<b>Total Credits: 3-4</b>	<b>Total Credits: 0</b>	<b>Total Credits: 0</b>
BACKUP	BACKUP	BACKUP	BACKUP
MUSIC 119 (3)		DRAMA 250 (4)	
		DRAMA 255 (1-4)	

**MESSAGES**

**It's a good time to start thinkin...**  
from MATTHEW MULDOON **1**  
Last Comment  
8/8/2012 3:18 PM

[View message](#)

**YOUR STUFF (TBD)**

**Bookmarked Courses** **?**

MUHST 421 MUSIC CRITICISM (3)

MUSIC 113 PRE-CORE EAR TRAINING (0-1)

[View all 2 courses in full details](#)

**Recent Audit Reports**

Music (BA)  
Run Date 8/8/2012 1:17 PM

Music: Music History (BA/BM)  
Run Date 8/8/2012 9:43 AM

Oceanography Minor  
Run Date 8/8/2012 9:43 AM

# Find Courses

MyPlan Welcome, DARCY ▾ **W**

**Plan** Find Courses Audit Degree

## Find Courses

Enter a course code, title, or a keyword to search in Course Catalog and Time Schedule if applicable.

Search for  in

Seattle campus  Bothell campus  Tacoma campus

**YOUR STUFF (TBD)**

**Bookmarked Courses** ?

You haven't bookmarked any courses. Bookmark a course by adding from the search results.

**Recent Audit Reports**

Architectural Studies  
Run Date 8/7/2012 2:18 PM

Anthropology Minor  
Run Date 8/7/2012 2:14 PM

**NARROW RESULTS**

Quarter ?

All

Projected AU (36)

Projected WI (42)

Projected SP (33)

Gen. Edu. Req.

All

I&S (15)

NW (64)

VLPA (3)

Credits

All

Showing 1-20 of 180

Code	Course Name	Units	Quarter	Gen Edu Req	
OCEAN 100	EXPLORE OCEANOGRAPHY	5	WI	I&S, NW	+
OCEAN 101	SURVEY OF WASHINGTON OCEANOGRAPHY	5	WI	NW	+
OCEAN 102	THE CHANGING OCEANS	5	WI	I&S, NW	+
OCEAN 115	ASTROBIOLOGY: LIFE IN THE UNUSUAL	5		NW	+
OCEAN 121	DEEP SEA EXPLORATION: SUBMERGED WORLDS	2	WI	NW	+
OCEAN 122	ARCTIC CHANGE	2	SP	I&S, NW	+
OCEAN 200	INTRODUCTION TO OCEANOGRAPHY	3	SP	NW	+
OCEAN 201	INTRODUCTION TO OCEANOGRAPHY	2	SP	NW	+
OCEAN 210	OCEAN CIRCULATION	3	AU	NW	+

**Filters allow you to narrow results**


# Course Availability Notification

## Registration - Autumn 2012

Prepared for: Jj Julius

Prepared on: August 27, 2012 at 1:27 p.m.

Major: Computer Science & Software Engineering

 **Schedule not updated. Resolve errors listed below and resubmit.**

Your current schedule:

Drop from schedule	SLN	Course	Type	Credits	Grading Option	Title	Meetings			
							Days	Time	Location	Instructor
<input type="checkbox"/>	21099	BIS 209 A	LC	5.0	<input checked="" type="radio"/> standard <input type="radio"/> S/NS	<a href="#">ENGAGING VISUAL ARTS</a>	TTh	1100- 100	UWBB 230	<a href="#">HIEBERT, THEODOR FREDERICK</a>
Total credits: 5.0						<a href="#">Display Visual Schedule</a> <a href="#">Display Textbooks</a>				

Add the following sections:

SLN	<a href="#">Add Code or Faculty Number</a>	Credits (for variable-credit courses)	Check to select S/NS grading	Status
11507	<input type="text"/>	<input type="text"/>	<input type="checkbox"/>	This section is closed, and no alternate sections are open.
<input type="text"/>	<input type="text"/>	<input type="text"/>	<input type="checkbox"/>	
<input type="text"/>	<input type="text"/>	<input type="text"/>	<input type="checkbox"/>	
<input type="text"/>	<input type="text"/>	<input type="text"/>	<input type="checkbox"/>	
<input type="text"/>	<input type="text"/>	<input type="text"/>	<input type="checkbox"/>	
<input type="text"/>	<input type="text"/>	<input type="text"/>	<input type="checkbox"/>	
<input type="text"/>	<input type="text"/>	<input type="text"/>	<input type="checkbox"/>	
<input type="text"/>	<input type="text"/>	<input type="text"/>	<input type="checkbox"/>	

Students unable to register because the course is full can opt-in to be notified when an opening becomes available

[Update Schedule](#)


# Course Availability Notification

## Schedule Finder - Autumn 2012

You requested the following courses :

Course	Section	Course Title	General Education and Basic Skills Requirements
BIS 209		<a href="#">ENGAGING VISUAL ARTS</a>	VLPA
BIS 215		<a href="#">LIT INTO FILM</a>	VLPA

Students interested in courses that are closed can opt-in to be notified when an opening becomes available

 The Schedule Finder found no open sections for BIS 215 for Autumn quarter.

### New Selection:

- Select a quarter and enter the Curriculum Abbreviation and Course Number for each course you want in your schedule.
- To "lock in" a specific course section, also enter its Section ID (e.g., A, AA, BC). A 'locked in' section will be included in your schedule even if it is currently closed.

Quarter	Curriculum Abbreviation ( <a href="#">list</a> )	Course Number	Section
Autumn 2012 ▾	BIS	209	
	BIS	215	

Earliest Start Time: Any ▾ Latest End Time: Any ▾

Check to exclude course sections requiring Entry Codes.

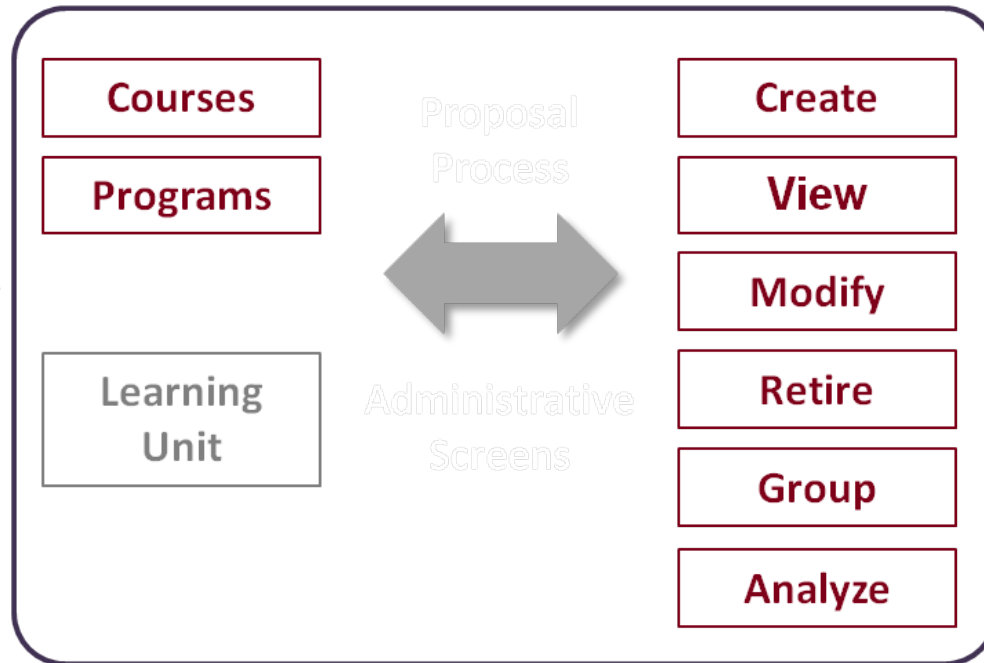
[Find Schedules](#)



# Kuali Student Curriculum Management



*Ideas*



Catalog

# Curriculum Management Value Statement

## STUDENTS



Structured data for  
**academic planning**

## DEANS



Structured data for  
**analytics and reporting**

## ADMINISTRATORS



Efficient, online review  
and **approval process**



# Launch Page

Kuali Student

Select an area... ▾

Home » Curriculum Management

## Curriculum Management

[My Actionlist](#) | [How do I...?](#)

### Create...

Propose a new course or start a new program.

[Create a Course](#)

[Create an Academic Program](#)

### Find...

Search for proposals, courses and programs to view, modify or retire.

#### Courses

[Browse Course Catalog](#)

[Find a Course](#)

[Find a Course Proposal](#)

#### Programs

[Browse Academic Programs](#)

[Find Academic Programs](#)

[Find a Program Proposal](#)

[View Core Programs](#)

[View Credential Programs](#)

### Recently Viewed

View courses and programs that you have recently visited.

You have no recently viewed items.

### Management Tools

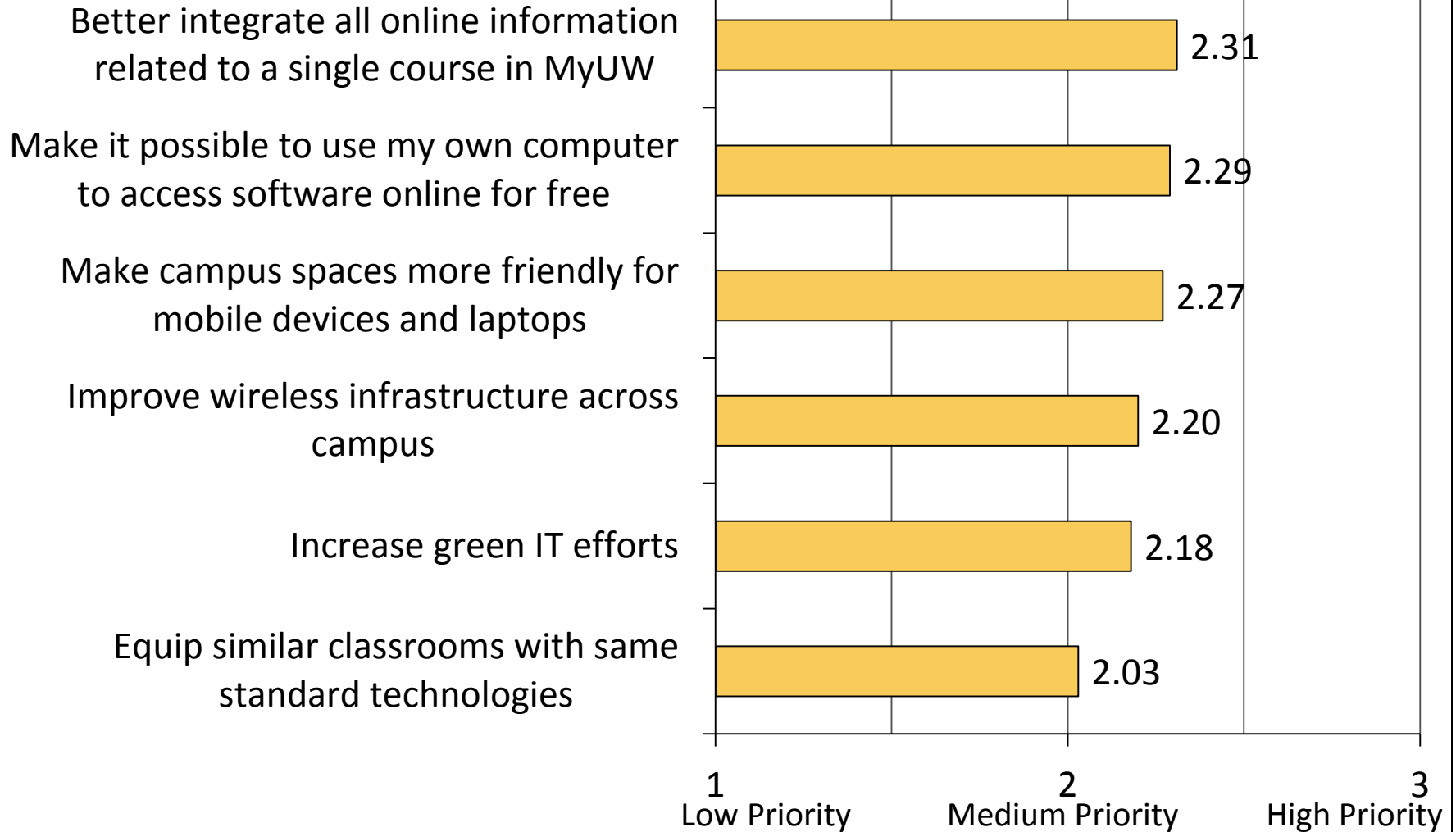
Support tools for courses and programs.

[Course Set Management](#)

[Learning Objective Categories](#)

[Dependency Analysis](#)

# Student Priorities



Client Virtualization: How to Pick the Right Strategy 28

# EDTECH™

FOCUS ON  
HIGHER  
EDUCATION

Technology Insights for

Summer 2012

Flipped Classrooms  
Spark Innovation  
18

Storage Takes  
Center Stage  
32

## High-Speed Learning

Washington's broadband  
network brings top-quality  
education to remote areas

24

Plus

- Quad-Core Chips Accelerate Tablet Trend 12
- 5 BYOD Best Practices 42

CLARE DONAHUE, University of Washington, Seattle



Please remember to recycle.



edtechmagazine.com

# Questions?

**VII. STANDING COMMITTEES****A. Academic and Student Affairs Committee**

*in Joint Session with*

**B. Finance, Audit and Facilities Committee****Intercollegiate Athletics Audio-Visual Equipment Financing****RECOMMENDED ACTION**

It is the recommendation of the administration and the Finance, Audit and Facilities Committee that the Board of Regents:

- Authorize the purchase and financing of up to \$10 million for audio-visual equipment for Intercollegiate Athletics facilities; and
- Delegate to the President the authority to sign the required documents and approve other actions necessary to complete the purchase and financing of the equipment.

**BACKGROUND**

When the Husky Stadium renovation was approved in November 2010, \$5 million was allocated in the budget for all audio-visual needs. As the project has progressed, it has become apparent that a more comprehensive solution is necessary to meet current and future expectations of the fans. Intercollegiate Athletics (ICA) believes strongly in the need to provide game-day experiences in their venues that cannot be received from a broadcast. Major goals for ICA are to provide compelling reasons for visiting the stadium and arena, and to implement a state-of-the-art A/V solution that will remain current in the years to come.

In response to ICA's request to seek a long term solution to a systematic scoring equipment replacement program and to provide equipment for the new Husky Stadium, two vendors, the Daktronics and Harris Corporations, proposed a multi-facility solution.

Key components of the Daktronics proposal include:

- Provision of the equipment required for the new Husky Stadium;
- Retrofit and upgrade of the existing equipment in the Alaska Airlines Arena;
- Video control room in Hec Edmundson Pavilion
- Long term replacement program for other athletic facilities

## VII. STANDING COMMITTEES

### A. Academic and Student Affairs Committee

*in Joint Session with*

### B. Finance, Audit and Facilities Committee

#### Intercollegiate Athletics Audio-Visual Equipment Financing (continued, p. 2)

- Ongoing operations and maintenance support

Key components of the Harris proposal include:

- Data network system
- Internet Protocol TV (IPTV)
- Ongoing operations and maintenance support

The equipment and associated network infrastructure from these two vendors will allow ICA to have interchangeable parts, common software and an efficient single point of contact for all scoring, control and display service requirements. As part of the contract, Daktronics will maintain a supply of spare parts and a local service presence to properly maintain the equipment.

#### FINANCING PLAN

Sources and uses of funds for this project are attached.

The \$7.9 million portion of the total A/V equipment cost that is part of the Wright Runstad Development Agreement is included in the original stadium budget that was approved by the Board of Regents in November 2010.

The remaining \$9.5 million will be initially funded by ICA and reimbursed by the proceeds of a financing agreement. The term of the financing agreement will be 10 years, the estimated useful life of the equipment. Assuming a 3.5% interest rate, annual payments will be \$1.1M. In the spring of 2013, the financing partner will be selected based on lowest overall cost.

The Treasury Office has reviewed the additional payments for A/V equipment in addition to the existing debt service on the stadium. Based on the current proforma, ICA is able to fund the debt service and maintain minimum debt service coverage of 1.25 times.

#### REVIEW AND APPROVALS

This recommendation has been reviewed and approved by the Athletic Director, the Senior Vice President, and the Vice Provost for Planning and Budgeting. The

VII. STANDING COMMITTEES

A. Academic and Student Affairs Committee

*in Joint Session with*

B. Finance, Audit and Facilities Committee

Intercollegiate Athletics Audio-Visual Equipment Financing (continued, p. 3)

structure of the transaction and the viability of the financing plan have been reviewed by Intercollegiate Athletics, the Attorney General and the Treasury Office.

*Attachment*

Sources and Uses of Funds

# Intercollegiate Athletics Audio-Visual Equipment Financing

## Sources and Uses of Funds

### Sources of Funds

ILP Loan (approved November 2010)	7,991,000
10 year Financing Lease (vendor to be selected)	9,468,000
<b>Total Sources of Funds</b>	<b><u><u>17,459,000</u></u></b>

### Uses of Funds

Daktronics Contract with Wright Runstad / Turner Construction	
Scoreboards in Alaska Airlines Arena	4,000,000
Scoreboards in Husky Stadium	500,000
Other Costs	968,000
Sales Tax	519,000
Subtotal - Daktronics	<u>5,987,000</u>

Harris Contract with Wright Runstad / Turner Construction	
Data Network System	1,500,000
Other Costs	330,000
Sales Tax	174,000
Subtotal - Harris	<u>2,004,000</u>

<b>Total -Wright Runstad / Turner Construction</b>	<b><u><u>7,991,000</u></u></b>
--	--------------------------------

Daktronics Contract with UW	
Scoreboards in Husky Stadium	6,177,000
Scoreboards in Alaska Airlines Arena	520,000
Sales Tax	636,000
Subtotal - Daktronics	<u>7,333,000</u>

Harris Contract with UW	
Data Network System	1,950,000
Sales Tax	185,000
Subtotal Harris	<u>2,135,000</u>

<b>Total - UW</b>	<b><u><u>9,468,000</u></u></b>
-------------------	--------------------------------

<b>Total Uses of Funds</b>	<b><u><u>17,459,000</u></u></b>
----------------------------	---------------------------------

Annual Debt Service 10 year financing lease (UW total only, 3.5% rate, 1% cost of issuance)	1,149,830
--	-----------



**VII. STANDING COMMITTEES****B. Finance, Audit and Facilities Committee**On-Call Master Term Agreement – Select ArchitectRECOMMENDED ACTION

It is the recommendation of the administration and the Finance, Audit and Facilities Committee that the President be delegated authority to award an On-Call Master Term Agreement for architectural services to SRG Partnership, subject to successful negotiation of the architectural and professional services agreement.

In the event of an unsuccessful negotiation with the selected firm, it is requested that authority be delegated to open negotiations with GBD Architects, the firm recommended as alternate.

BACKGROUND

The Capital Projects Office selected an architectural firm for an On-Call Master Term Agreement for the renovation, repair and construction of athletic facilities and other spaces for Intercollegiate Athletics (ICA) and for other programs, departments and locations at the University. The services under the On-Call Master Agreement may include, but are not limited to, planning studies and design services. Planning studies may include programming, code analysis, design feasibility, estimating, and scheduling for ICA Facilities such as: press box design; softball player development facilities; music/band practice facilities; athletic display spaces; gymnastics facilities; and other related projects. Design services may include design development, preparation of bid documents, and construction administration for ICA Facilities such as: team practice facilities; training rooms; weight rooms; team locker rooms; team meeting spaces and lounges; coaches and staff offices spaces; donor lounges; commercial kitchens in both new and renovation construction; and other related projects. Individual projects are estimated to be in the range of \$200,000 to \$2,000,000 Maximum Allowable Construction Costs (MACC).

As individual projects arise the parties will negotiate the scope of work and fee, and formalize it in a project authorization. Project authorizations under the On-Call Master Term Agreement will be executed prior to the expiration of the master agreement and will be limited to those with a total project budget (including design, construction, contingency and other costs) of less than \$4 million.

## VII. STANDING COMMITTEES

### B. Finance, Audit and Facilities Committee

#### On-Call Master Term Agreement – Select Architect (continued p. 2)

The On-Call Master Term Agreement will have a total project value of \$10 million (for the aggregate value of all projects), and will be for an initial two-year period with an option to extend the Master Term Agreement for one additional two-year period (for a maximum of four years). If the consultant performs well on work awarded during the first two-year period then it is the intention of the Capital Projects Office to continue architectural services with the same consultant for the subsequent two-year period. It is anticipated that working with a consultant with successful recent experience in the design and delivery of projects for the University of Washington may result in the production of better design documents in a more timely fashion. It also assures that planning work initiated at the latter end of the first two-year period can be executed by the same consultant in the second two-year period.

#### ARCHITECT SELECTION

In August 2012, the Capital Projects Office advertised for firms interested in providing on-call architectural services; twelve firms responded and three were interviewed September 12, 2012. It is the interview team's recommendation that SRG Partnership be awarded the Master Agreement for on-call architectural services.

SRG Partnership, Inc. is a design firm providing full services in programming, planning, architecture and interior design. They have completed facilities on more than 25 college campuses on the west coast with many involving renovations of existing buildings. The firm was established 1972 in Portland, Oregon with a Seattle office staff of 25. Projects that they have completed on the University campus include the renovation of Savery Hall and the new Wayne Gittinger Baseball Team Building as part of their design for the Husky Baseball Ballpark.