

VII. STANDING COMMITTEES

B. Finance, Audit and Facilities Committee

Grant and Contract Awards Summary – March 2013

RECOMMENDED ACTION

It is the recommendation of the administration and the Finance, Audit and Facilities Committee that the Board of Regents accept the Grant and Contract Awards of \$1,000,000 or more as presented in the attached report.

Attachment

Grant and Contract Awards Summary – March 2013

Grant and Contract Awards Summary

to

The Board of Regents

of the

University of Washington

for

March 2013

Office of Research

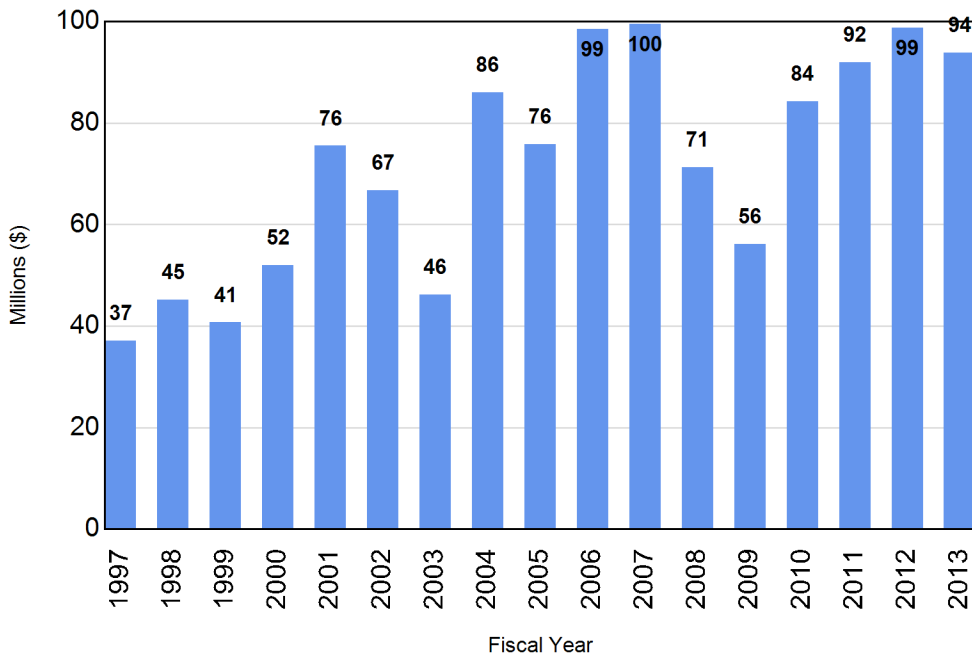
Office of Sponsored Programs

The numbers provided in this report are subject to adjustment at the time that the Annual Report of Sponsored Activity is published.
The changes would reflect modifications and additions to existing awards.

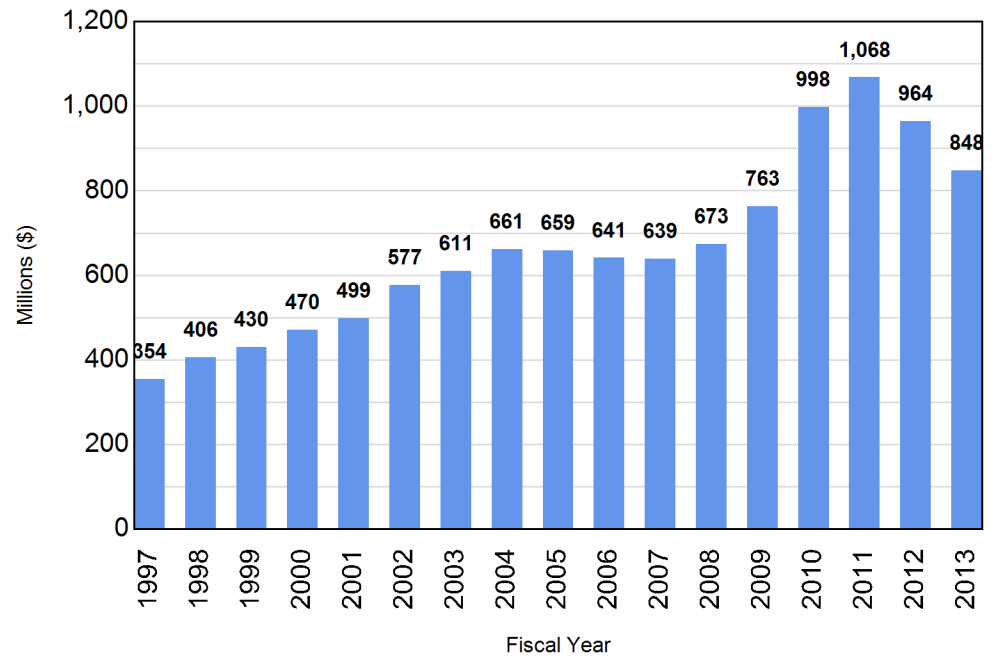
Table of Contents

Graphical Summary of Award Activity	3
Summary of Grant and Contract Awards	4
Comparison of Grants and Contract Awards by Agency	5
Comparison of Grants and Contract Awards by School/College	6
Summary of Grant Awards – Excluding Private Awards	8
Summary of Grant Awards - Private Awards	9
Summary of Contract Awards	10
Report of Grant & Contract Awards over \$1,000,000	11

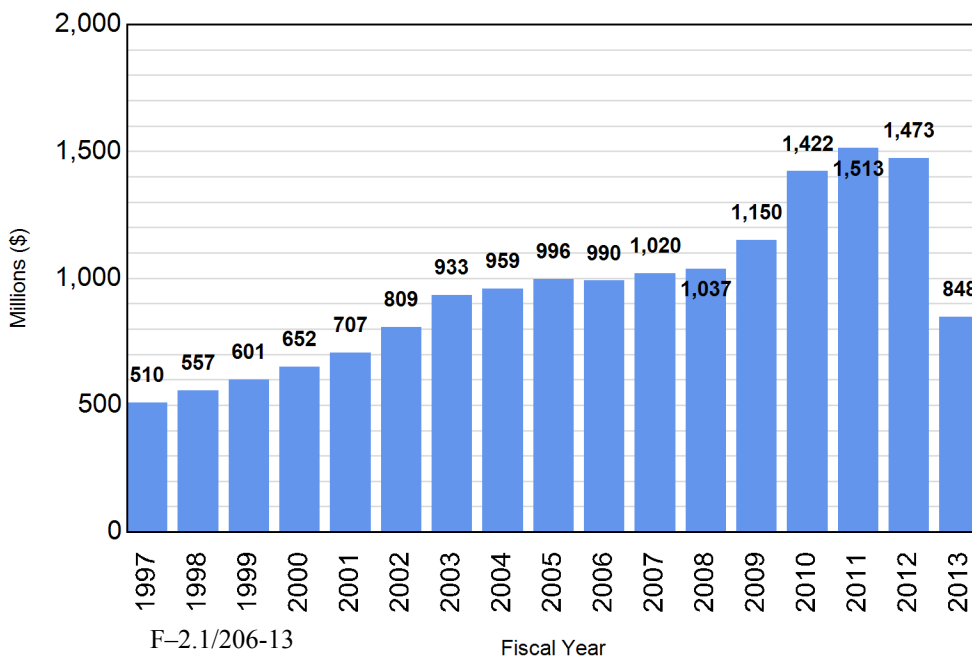
March Only
Comparison of Grant & Contract Awards



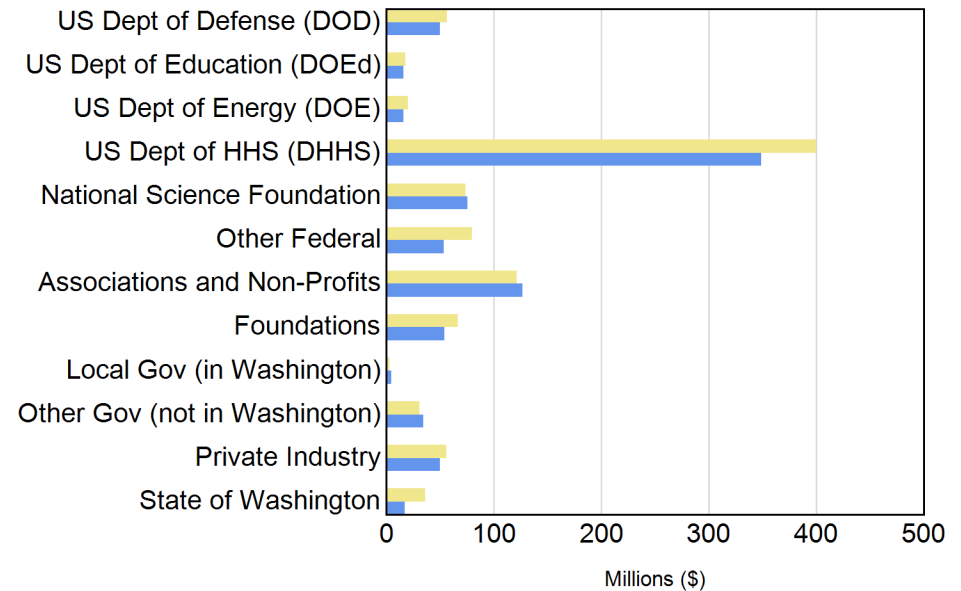
Fiscal Year to Date
Comparison of Grant & Contract Awards



Complete Fiscal Year
Comparison of Grant & Contract Awards



Fiscal Year to Date
Two-Year Comparison of Grant and Contract Awards



Summary of Grant and Contract AwardsFiscal Year 2012-2013

Month	RESEARCH AND OTHER		TRAINING		Total Grants and Contracts
	Federal	Non-Federal	Federal	Non-Federal	
July	\$ 63,287,280	\$ 18,323,480	\$ 6,096,881	\$ 1,019,024	\$ 88,726,660
August	\$ 95,530,390	\$ 28,648,070	\$ 6,407,729	\$ 722,138	\$ 131,308,300
September	\$ 101,677,700	\$ 31,174,910	\$ 5,665,848	\$ 162,660	\$ 138,681,200
October	\$ 58,093,380	\$ 26,190,450	\$ 9,919,787	\$ 2,959,865	\$ 97,163,480
November	\$ 32,093,950	\$ 46,789,980	\$ 1,362,555	\$ 6,452,774	\$ 86,699,260
December	\$ 30,726,470	\$ 31,174,950	\$ 482,764	\$ 1,130,673	\$ 63,514,860
January	\$ 42,785,840	\$ 41,640,220	\$ 181,999	\$ 273,891	\$ 84,881,950
February	\$ 37,279,300	\$ 23,888,090	\$ 1,152,100	\$ 643,152	\$ 62,962,640
March	\$ 67,349,100	\$ 25,812,990	\$ 346,675	\$ 348,501	\$ 93,857,270
FY13 to Date	\$528,823,456	\$273,643,137	\$31,616,338	\$13,712,678	\$847,795,609
FY12 to Date	\$612,887,300	\$301,293,397	\$36,228,955	\$13,510,362	\$963,920,015
Over (Under) Previous Year	(\$84,063,844)	(\$27,650,260)	(\$4,612,617)	\$202,315	(\$116,124,406)

Comparison of Grant and Contract Awards by Agency**Fiscal Years 2011-2012 and 2012-2013**

Agency	Jul-Mar FY12	Jul-Mar FY13
US Department of Defense (DOD)	\$ 56,766,042	\$ 49,925,689
US Department of Education (DOEd)	\$ 18,043,049	\$ 16,174,178
US Department of Energy (DOE)	\$ 20,321,248	\$ 15,854,806
US Department of Health and Human Services (DHHS)	\$ 400,104,991	\$ 349,122,985
National Science Foundation (NSF)	\$ 74,012,070	\$ 75,634,198
Other Federal	\$ 79,868,855	\$ 53,727,938
Subtotal for Federal :	\$ 649,116,255	\$ 560,439,794
Associations and Non-Profits	\$ 121,545,360	\$ 126,551,568
Foundations	\$ 66,796,299	\$ 54,254,037
Local Government (in Washington)	\$ 2,956,686	\$ 4,682,442
Other Government (not in Washington)	\$ 31,118,908	\$ 34,680,848
Private Industry	\$ 55,844,433	\$ 49,815,172
State of Washington	\$ 36,542,074	\$ 17,371,748
Subtotal for Non-Federal :	\$ 314,803,759	\$ 287,355,815
Grand Total :	\$ 963,920,015	\$ 847,795,609
Amount of Increase (Decrease) :		(\$ 116,124,406)
Percent of Increase (Decrease) :		(12.0 %)

Comparison of Grant and Contract Awards by School/College

Fiscal Years 2011-2012 and 2012-2013

School/College	Jul-Mar FY12	Jul-Mar FY13
Upper Campus		
Architecture and Urban Planning	\$ 875,504	\$ 1,566,910
Arts and Sciences	\$ 60,852,462	\$ 58,911,118
College of the Environment	\$ 108,481,134	\$ 88,960,607
Computing & Communications	\$ 15,260	\$ 300,000
Director of Libraries	\$ 5,336,571	\$ 96,806
Education	\$ 16,875,524	\$ 20,708,047
Educational Outreach	\$ 50,000	\$ 92,000
Engineering	\$ 82,898,553	\$ 71,558,938
Evans School of Public Affairs	\$ 1,665,846	\$ 4,484,434
Executive Vice President		\$ 10,000
Foster School of Business	\$ 282,543	\$ 752,985
Graduate School	\$ 6,810,927	\$ 3,742,236
Information School	\$ 3,952,729	\$ 5,228,138
Law	\$ 3,602,575	\$ 354,240
Office of Research	\$ 40,958,450	\$ 50,135,155
Provost	\$ 29,468	\$ 100,000
Social Work	\$ 15,155,212	\$ 16,979,828
Undergraduate Education	\$ 939,534	\$ 252,563
VP Minority Affairs	\$ 9,150,947	\$ 6,418,342
VP Student Life	\$ 46,000	\$ 23,498
Subtotal :	\$ 357,979,238	\$ 330,675,846
Health Sciences		
Dentistry	\$ 2,605,788	\$ 3,083,599
Health Sciences Admin	\$ 1,690	
Medicine	\$ 456,155,508	\$ 414,101,332
Nursing	\$ 10,725,309	\$ 6,356,729
Pharmacy	\$ 19,227,820	\$ 11,851,936
Public Health	\$ 83,534,929	\$ 59,256,921
Subtotal :	\$ 572,251,043	\$ 494,650,517
Special Programs		
Alcohol and Drug Abuse Institute	\$ 2,952,660	\$ 2,133,666
CHDD Administration	\$ 6,416,067	\$ 3,758,199
Regional Primate Center	\$ 18,763,020	\$ 6,461,637
Subtotal :	\$ 28,131,747	\$ 12,353,502
Other UW Campuses		
Bothell	\$ 4,280,997	\$ 7,711,086
Tacoma	\$ 1,276,990	\$ 2,404,659

School/College		Jul-Mar FY12	Jul-Mar FY13
Other UW Campuses	Subtotal :	\$ 5,557,987	\$ 10,115,745
	Grand Total :	\$ 963,920,015	\$ 847,795,609

Summary of Grant Awards**Fiscal Year 2012-2013***Excluding private awards from Foundations, Industry, Associations and Others*

Month	RESEARCH AND OTHER		TRAINING		Total Grants
	Federal	Non-Federal	Federal	Non-Federal	
July	\$ 62,351,620	\$ 2,403,687	\$ 6,096,881	\$ 0	\$ 70,852,180
August	\$ 91,723,700	\$ 3,193,595	\$ 6,378,898	\$ 137,830	\$ 101,434,000
September	\$ 92,075,580	\$ 3,356,014	\$ 5,475,443	\$ 76,694	\$ 100,983,700
October	\$ 54,136,740	\$ 5,507,575	\$ 9,919,787	\$ 1,588,030	\$ 71,152,130
November	\$ 24,632,230	\$ 2,542,720	\$ 1,362,555	\$ 5,783,143	\$ 34,320,650
December	\$ 23,716,690	\$ 7,567,248	\$ 482,764	\$ 0	\$ 31,766,710
January	\$ 40,779,520	\$ 4,114,550	\$ 160,000	\$ 169,946	\$ 45,224,010
February	\$ 36,869,970	\$ 5,103,571	\$ 1,152,100	\$ 519,143	\$ 43,644,790
March	\$ 61,463,840	\$ 3,457,327	\$ 346,675	\$ 55,411	\$ 65,323,260
Year to Date	\$ 487,749,900	\$ 37,246,290	\$ 31,375,100	\$ 8,330,197	\$ 564,701,500

Summary of Grant Awards**Fiscal Year 2012-2013***Private awards from Foundations, Industry, Associations and Others*

Month	RESEARCH AND OTHER	TRAINING	Total Grants
July	\$ 8,614,872	\$ 360,854	\$ 8,975,726
August	\$ 21,031,440	\$ 87,229	\$ 21,118,670
September	\$ 23,906,580	\$ 80,966	\$ 23,987,550
October	\$ 13,564,360	\$ 1,330,680	\$ 14,895,040
November	\$ 35,451,130	\$ 604,631	\$ 36,055,760
December	\$ 17,214,480	\$ 1,050,346	\$ 18,264,830
January	\$ 31,773,310	\$ 85,001	\$ 31,858,310
February	\$ 8,390,184	\$ 124,009	\$ 8,514,193
March	\$ 16,286,080	\$ 280,000	\$ 16,566,080
Year to Date	\$ 176,232,400	\$ 4,003,716	\$ 180,236,100

Summary of Contract Awards**Fiscal Year 2012-2013**

Month	RESEARCH AND OTHER		TRAINING		Total Contracts
	Federal	Non-Federal	Federal	Non-Federal	
July	\$ 935,659	\$ 7,304,925	\$ 0	\$ 658,170	\$ 8,898,754
August	\$ 3,806,685	\$ 4,423,034	\$ 28,831	\$ 497,079	\$ 8,755,629
September	\$ 9,602,160	\$ 3,912,312	\$ 190,405	\$ 5,000	\$ 13,709,880
October	\$ 3,956,642	\$ 7,118,512	\$ 0	\$ 41,155	\$ 11,116,310
November	\$ 7,461,719	\$ 8,796,134	\$ 0	\$ 65,000	\$ 16,322,850
December	\$ 7,009,779	\$ 6,393,217	\$ 0	\$ 80,327	\$ 13,483,320
January	\$ 2,006,323	\$ 5,752,365	\$ 21,999	\$ 18,944	\$ 7,799,630
February	\$ 409,332	\$ 10,394,330	\$ 0	\$ 0	\$ 10,803,670
March	\$ 5,885,261	\$ 6,069,590	\$ 0	\$ 13,090	\$ 11,967,940
Year to Date	\$ 41,073,560	\$ 60,164,420	\$ 241,235	\$ 1,378,765	\$ 102,858,000

**Report of Grant and Contract Awards
of \$1,000,000 or More**

March 2013

**Requiring action of
The Board of Regents
of the
University of Washington**

**Office of Research
Office of Sponsored Programs**

Detail of Public Grant Awards

Federal

US Department of Defense (DOD)

Defense Advanced Research Projects Agency (DARPA)

To: Paul Yager, Professor \$ 4,581,068
 Bioengineering
 For: Multiplexable Autonomous Disposables for Nucleic Acid
 Amplification Tests for LRSs
 Eff: 2/28/2013 Classified: No

Total for Defense Advanced Research Projects Agency (DARPA): \$ 4,581,068

Total for US Department of Defense (DOD): \$ 4,581,068

US Department of Health and Human Services (DHHS)

Health Resources and Services Administration (HRSA)

To: King K. Holmes, Professor \$ 21,846,139
 Global Health
 For: Building Sustainable Human and Institutional Capacity for HIV Care
 Eff: 4/1/2012 Classified: No

Total for Health Resources and Services Administration (HRSA): \$ 21,846,139

National Institutes of Health (NIH)

To: Stanley C Froehner, Professor \$ 1,091,247
 Physiology & Biophysic
 For: Molecular and Cellular Therapies for Muscular Dystrophy
 Eff: 4/1/2013 Classified: No

Total for National Institutes of Health (NIH): \$ 1,091,247

Total for US Department of Health and Human Services (DHHS): \$ 22,937,386

National Science Foundation (NSF)

National Science Foundation (NSF)

To: William Wilcock, Professor \$ 2,518,662
 Oceanography
 For: R/V Thomas G. Thompson Ship Operations 2012-2017
 Eff: 4/1/2012 Classified: No

Total for National Science Foundation (NSF): \$ 2,518,662

Total for National Science Foundation (NSF): \$ 2,518,662

Detail of Public Grant Awards

Federal

Other Federal

Research and Innovative Technology Administration

To: Yinhai Wang, Professor \$ 3,397,600
Civil & Envir Engineer

For: Pac Trans Region X University Transportation Center

Eff: 1/1/2012 Classified: No

Total for Research and Innovative Technology Administration: \$ 3,397,600

Total for Other Federal: \$ 3,397,600

Total for Federal: \$ 33,434,716

Total Public Grants: \$ 33,434,716

Detail of Private Grant Awards

Associations and Non-Profits

Fred Hutchinson Cancer Research Center (FHCRC)

To: Deborah Nickerson, Professor \$ 2,339,166
Genome Sciences

For: Detection of Colorectal Cancer Susceptibility Loci Using
Genome-Wide Sequencing

Eff: 9/26/2012 Classified: No

Total for Fred Hutchinson Cancer Research Center (FHCRC): \$ 2,339,166

Total for Associations and Non-Profits: \$ 2,339,166

Total Private Grants: \$ 2,339,166

Detail of Contract Awards

Federal

US Department of Defense (DOD)

Naval Surface Warfare Center

To: Gary L Harkins, Associate Director \$ 1,619,000
 Applied Physics Lab
 For: FY13 AN/BQH-9 SYSTEM UPGRADES (OPN)
 Eff: 3/12/2013 Classified: No

Total for Naval Surface Warfare Center: \$ 1,619,000

Total for US Department of Defense (DOD): \$ 1,619,000

US Department of Health and Human Services (DHHS)

National Institutes of Health (NIH)

National Institute of Allergy and Infectious Diseases (NIAID)

To: Dorothy L Patton, Professor \$ 1,696,613
 Obgyn/Admin
 For: Topical Microbicide Safety and Efficacy Evaluation in Nonhuman
 Primates
 Eff: 5/31/2007 Classified: No

*Total for National Institute of Allergy and Infectious Diseases
 (NIAID): \$ 1,696,613*

Total for National Institutes of Health (NIH): \$ 1,696,613

Total for US Department of Health and Human Services (DHHS): \$ 1,696,613

Total for Federal: \$ 3,315,613

Private Industry

Wyeth Pharmaceuticals

To: Dorothy Patton, Professor \$ 2,589,529
 Obgyn/Admin
 For: Safety and Efficacy of Chlamydia Vaccine Candidates
 Eff: 6/9/2009 Classified: No

Total for Wyeth Pharmaceuticals: \$ 2,589,529

Total for Private Industry: \$ 2,589,529

Total Contracts: \$ 5,905,142

Grand Total for all Awards \$ 41,679,024