

VII. STANDING COMMITTEES

B. Finance, Audit and Facilities Committee

Grant and Contract Awards Summary – January 2013

RECOMMENDED ACTION

It is the recommendation of the administration and the Finance, Audit and Facilities Committee that the Board of Regents accept the Grant and Contract Awards of \$1,000,000 or more as presented in the attached report.

*Attachment*

Grant and Contract Awards Summary – January 2013

---

---

# **Grant and Contract Awards Summary**

**to**

**The Board of Regents**

**of the**

**University of Washington**

**for**

**January 2013**

**Office of Research**

**Office of Sponsored Programs**

The numbers provided in this report are subject to adjustment at the time that the Annual Report of Sponsored Activity is published.  
The changes would reflect modifications and additions to existing awards.

---

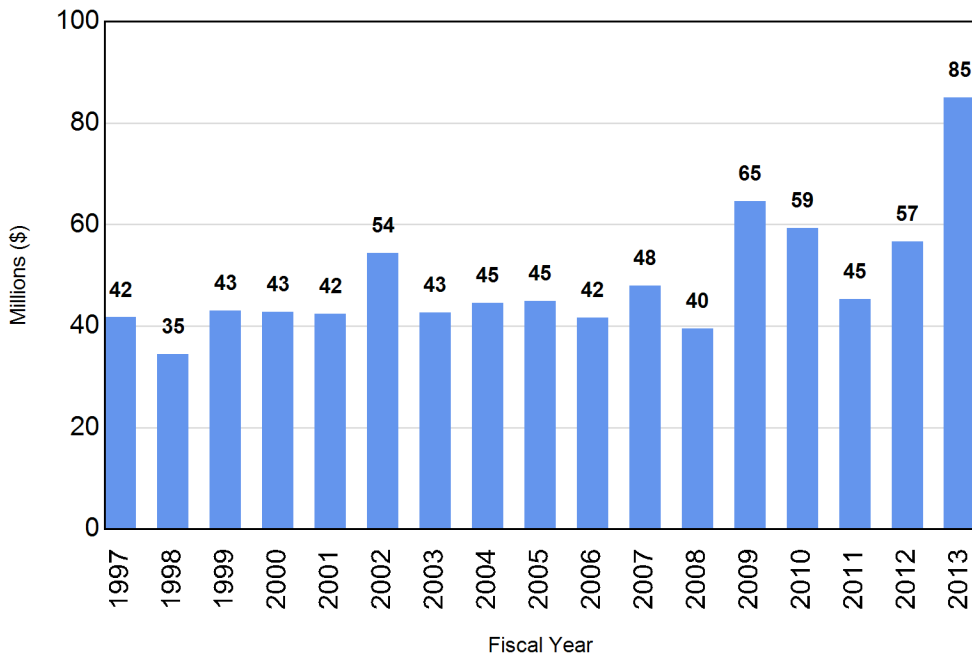
---

---

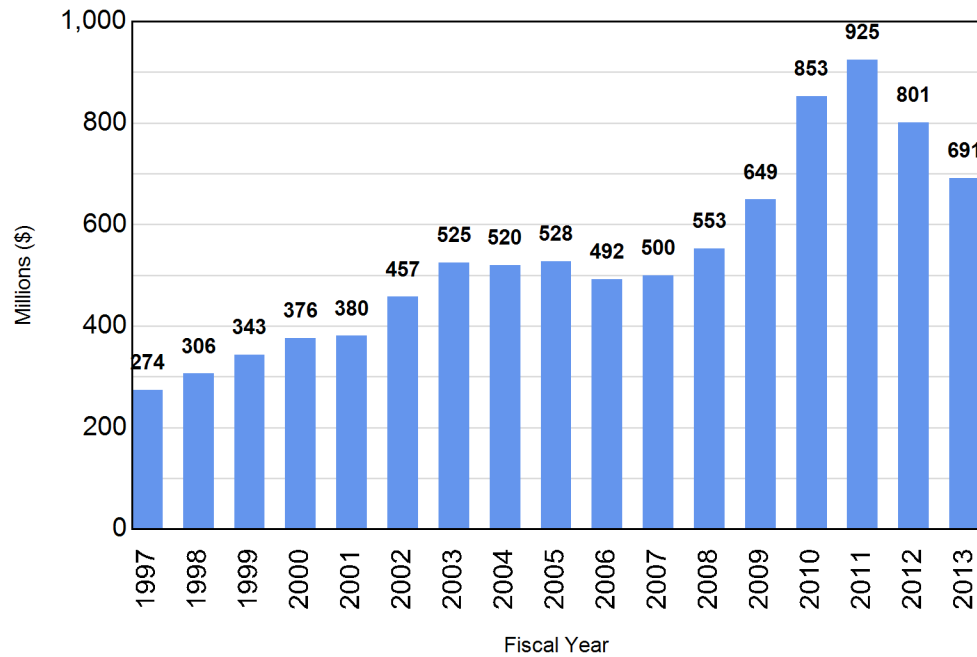
## Table of Contents

Graphical Summary of Award Activity	3
Summary of Grant and Contract Awards	4
Comparison of Grants and Contract Awards by Agency	5
Comparison of Grants and Contract Awards by School/College	6
Summary of Grant Awards – Excluding Private Awards	8
Summary of Grant Awards - Private Awards	9
Summary of Contract Awards	10
Report of Grant & Contract Awards over \$1,000,000	11

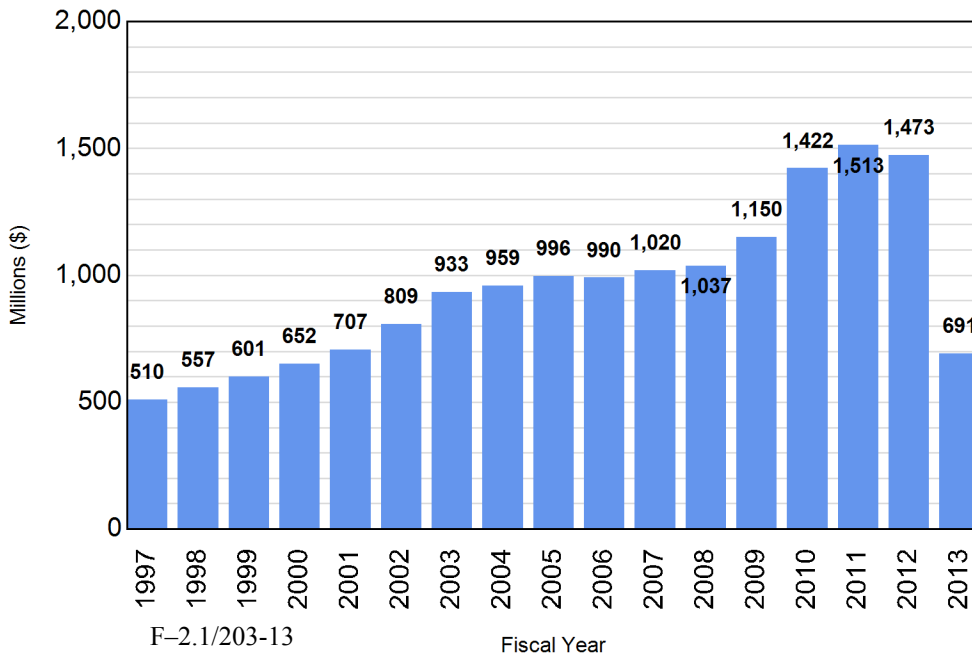
**January Only**  
**Comparison of Grant & Contract Awards**



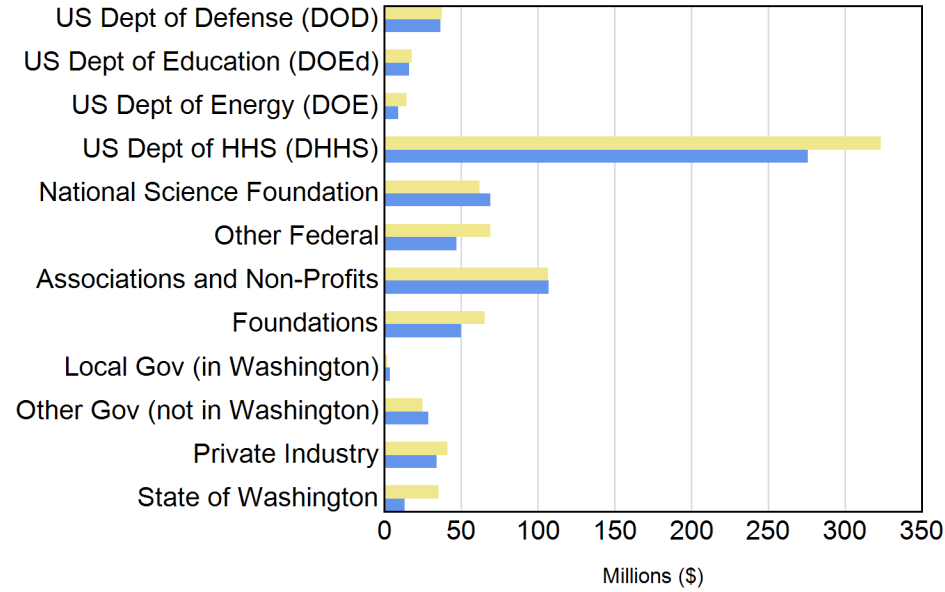
**Fiscal Year to Date**  
**Comparison of Grant & Contract Awards**



**Complete Fiscal Year**  
**Comparison of Grant & Contract Awards**



**Fiscal Year to Date**  
**Two-Year Comparison of Grant and Contract Awards**



---

---

**Summary of Grant and Contract Awards**Fiscal Year 2012-2013

---

Month	RESEARCH AND OTHER		TRAINING		Total Grants and Contracts
	Federal	Non-Federal	Federal	Non-Federal	
July	\$ 63,287,280	\$ 18,323,480	\$ 6,096,881	\$ 1,019,024	\$ 88,726,660
August	\$ 95,530,390	\$ 28,646,810	\$ 6,407,729	\$ 722,138	\$ 131,307,100
September	\$ 101,729,700	\$ 31,174,910	\$ 5,665,848	\$ 162,660	\$ 138,733,100
October	\$ 58,093,380	\$ 26,420,730	\$ 9,919,787	\$ 2,959,865	\$ 97,393,760
November	\$ 32,093,950	\$ 46,816,510	\$ 1,362,555	\$ 6,452,774	\$ 86,725,780
December	\$ 30,726,470	\$ 31,174,950	\$ 482,764	\$ 1,130,673	\$ 63,514,860
January	\$ 42,785,840	\$ 41,750,090	\$ 181,999	\$ 258,890	\$ 84,976,820
<b>FY13 to Date</b>	<b>\$424,247,013</b>	<b>\$224,307,477</b>	<b>\$30,117,563</b>	<b>\$12,706,024</b>	<b>\$691,378,077</b>
<b>FY12 to Date</b>	<b>\$491,142,756</b>	<b>\$263,889,143</b>	<b>\$33,209,080</b>	<b>\$12,169,131</b>	<b>\$800,410,111</b>
<b>Over (Under) Previous Year</b>	<b>(\$66,895,743)</b>	<b>(\$39,581,666)</b>	<b>(\$3,091,517)</b>	<b>\$536,892</b>	<b>(\$109,032,034)</b>

**Comparison of Grant and Contract Awards by Agency**

**Fiscal Years 2011-2012 and 2012-2013**

<b>Agency</b>	<b>Jul-Jan FY12</b>	<b>Jul-Jan FY13</b>
US Department of Defense (DOD)	\$ 37,282,212	\$ 36,855,369
US Department of Education (DOEd)	\$ 18,043,049	\$ 16,040,912
US Department of Energy (DOE)	\$ 14,599,010	\$ 9,294,148
US Department of Health and Human Services (DHHS)	\$ 323,463,874	\$ 275,872,975
National Science Foundation (NSF)	\$ 61,968,716	\$ 69,171,209
Other Federal	\$ 68,994,975	\$ 47,129,963
<b>Subtotal for Federal :</b>	<b>\$ 524,351,836</b>	<b>\$ 454,364,576</b>
Associations and Non-Profits	\$ 106,766,564	\$ 107,200,193
Foundations	\$ 65,369,625	\$ 49,781,756
Local Government (in Washington)	\$ 2,197,552	\$ 3,807,730
Other Government (not in Washington)	\$ 25,148,217	\$ 28,787,104
Private Industry	\$ 41,084,549	\$ 34,125,563
State of Washington	\$ 35,491,768	\$ 13,311,154
<b>Subtotal for Non-Federal :</b>	<b>\$ 276,058,275</b>	<b>\$ 237,013,501</b>
<b>Grand Total :</b>	<b>\$ 800,410,111</b>	<b>\$ 691,378,077</b>
<b>Amount of Increase (Decrease) :</b>		<b>(\$ 109,032,034)</b>
<b>Percent of Increase (Decrease) :</b>		<b>(13.6 %)</b>

**Comparison of Grant and Contract Awards by School/College**

Fiscal Years 2011-2012 and 2012-2013

School/College	Jul-Jan FY12	Jul-Jan FY13
<b>Upper Campus</b>		
Architecture and Urban Planning	\$ 525,904	\$ 1,566,910
Arts and Sciences	\$ 51,501,270	\$ 49,580,788
College of the Environment	\$ 97,227,715	\$ 81,569,399
Computing & Communications		\$ 300,000
Director of Libraries	\$ 5,336,571	\$ 87,506
Education	\$ 16,229,034	\$ 18,859,671
Educational Outreach	\$ 50,000	\$ 50,000
Engineering	\$ 61,895,265	\$ 55,356,296
Evans School of Public Affairs	\$ 1,664,112	\$ 4,479,434
Executive Vice President	\$ 19,981	\$ 10,000
Foster School of Business	\$ 282,543	\$ 752,985
Graduate School	\$ 3,130,591	\$ 3,721,236
Information School	\$ 3,753,880	\$ 5,188,990
Law	\$ 3,548,883	\$ 239,927
Office of Research	\$ 32,402,959	\$ 36,846,068
Provost	\$ 29,468	
Social Work	\$ 11,893,112	\$ 14,235,162
Undergraduate Education	\$ 934,534	\$ 252,563
VP Minority Affairs	\$ 9,032,547	\$ 6,418,342
VP Student Life	\$ 46,000	\$ 23,498
<b>Subtotal :</b>	<b>\$ 299,504,369</b>	<b>\$ 279,538,774</b>
<b>Health Sciences</b>		
Dentistry	\$ 2,059,223	\$ 3,046,309
Health Sciences Admin	\$ 1,690	
Medicine	\$ 374,151,918	\$ 322,785,095
Nursing	\$ 8,090,902	\$ 4,419,511
Pharmacy	\$ 16,688,897	\$ 11,125,156
Public Health	\$ 68,049,730	\$ 50,724,447
<b>Subtotal :</b>	<b>\$ 469,042,360</b>	<b>\$ 392,100,518</b>
<b>Special Programs</b>		
Alcohol and Drug Abuse Institute	\$ 2,228,613	\$ 1,785,384
CHDD Administration	\$ 6,416,067	\$ 3,653,199
Regional Primate Center	\$ 18,575,196	\$ 6,352,175
<b>Subtotal :</b>	<b>\$ 27,219,876</b>	<b>\$ 11,790,758</b>
<b>Other UW Campuses</b>		
Bothell	\$ 3,544,516	\$ 5,604,721
Tacoma	\$ 1,098,990	\$ 2,343,306

School/College	Jul-Jan FY12	Jul-Jan FY13
Other UW Campuses	<b>Subtotal :</b>	\$ 4,643,506
		\$ 7,948,027
	<b>Grand Total :</b>	\$ 800,410,111
		\$ 691,378,077



---

---

**Summary of Grant Awards****Fiscal Year 2012-2013***Excluding private awards from Foundations, Industry, Associations and Others*

---

<b>Month</b>	<b>RESEARCH AND OTHER</b>		<b>TRAINING</b>		<b>Total Grants</b>
	<b>Federal</b>	<b>Non-Federal</b>	<b>Federal</b>	<b>Non-Federal</b>	
July	\$ 62,351,620	\$ 2,403,687	\$ 6,096,881	\$ 0	\$ 70,852,180
August	\$ 91,723,700	\$ 3,193,595	\$ 6,378,898	\$ 137,830	\$ 101,434,000
September	\$ 92,127,540	\$ 3,356,014	\$ 5,475,443	\$ 76,694	\$ 101,035,700
October	\$ 54,136,740	\$ 5,507,575	\$ 9,919,787	\$ 1,588,030	\$ 71,152,130
November	\$ 24,632,230	\$ 2,542,720	\$ 1,362,555	\$ 5,783,143	\$ 34,320,650
December	\$ 23,716,690	\$ 7,567,248	\$ 482,764	\$ 0	\$ 31,766,710
January	\$ 40,779,520	\$ 4,114,550	\$ 160,000	\$ 169,946	\$ 45,224,010
<b>Year to Date</b>	<b>\$ 389,468,000</b>	<b>\$ 28,685,390</b>	<b>\$ 29,876,330</b>	<b>\$ 7,755,643</b>	<b>\$ 455,785,400</b>

---

---

---

**Summary of Grant Awards****Fiscal Year 2012-2013***Private awards from Foundations, Industry, Associations and Others*

---

<b>Month</b>	<b>RESEARCH AND OTHER</b>	<b>TRAINING</b>	<b>Total Grants</b>
July	\$ 8,614,872	\$ 360,854	\$ 8,975,726
August	\$ 21,030,180	\$ 87,229	\$ 21,117,410
September	\$ 23,906,580	\$ 80,966	\$ 23,987,550
October	\$ 13,794,640	\$ 1,330,680	\$ 15,125,320
November	\$ 35,451,130	\$ 604,631	\$ 36,055,760
December	\$ 17,214,480	\$ 1,050,346	\$ 18,264,830
January	\$ 31,868,170	\$ 70,000	\$ 31,938,170
<b>Year to Date</b>	<b>\$ 151,880,100</b>	<b>\$ 3,584,706</b>	<b>\$ 155,464,800</b>

---

---

---

**Summary of Contract Awards**Fiscal Year 2012-2013

---

Month	RESEARCH AND OTHER		TRAINING		Total Contracts
	Federal	Non-Federal	Federal	Non-Federal	
July	\$ 935,659	\$ 7,304,925	\$ 0	\$ 658,170	\$ 8,898,754
August	\$ 3,806,685	\$ 4,423,034	\$ 28,831	\$ 497,079	\$ 8,755,629
September	\$ 9,602,160	\$ 3,912,312	\$ 190,405	\$ 5,000	\$ 13,709,880
October	\$ 3,956,642	\$ 7,118,512	\$ 0	\$ 41,155	\$ 11,116,310
November	\$ 7,461,719	\$ 8,822,660	\$ 0	\$ 65,000	\$ 16,349,380
December	\$ 7,009,779	\$ 6,393,217	\$ 0	\$ 80,327	\$ 13,483,320
January	\$ 2,006,323	\$ 5,767,366	\$ 21,999	\$ 18,944	\$ 7,814,631
<b>Year to Date</b>	<b>\$ 34,778,970</b>	<b>\$ 43,742,020</b>	<b>\$ 241,235</b>	<b>\$ 1,365,675</b>	<b>\$ 80,127,900</b>

---

---

---

**Report of Grant and Contract Awards  
of \$1,000,000 or More**

**January 2013**

**Requiring action of  
The Board of Regents  
of the  
University of Washington**

**Office of Research  
Office of Sponsored Programs**

---

---

**Detail of Public Grant Awards**

**Federal**

**US Department of Health and Human Services (DHHS)**

**National Institutes of Health (NIH)**

To:	Gail Jarvik, Professor Department Of Medicine	\$ 1,999,605
For:	Clinical sequencing in cancer: Clinical, ethical, and technological studies	
Eff:	12/1/2012	Classified: No
To:	Susanne May, Assoc Professor Biostatistics	\$ 5,534,100
For:	Resuscitation Outcomes Consortium (ROC) Coordinating Center	
Eff:	1/1/2013	Classified: No
To:	Xiaoming Yang, Professor Radiology	\$ 1,046,704
For:	Intrabiliary MR/RF-enhanced chemotherapy of malignant biliary obstructions	
Eff:	2/1/2013	Classified: No

*National Human Genome Research Institute (NHGRI)*

To:	Deborah Nickerson, Professor Genome Sciences	\$ 4,618,217
For:	UW Center for Mendelian Genomics	
Eff:	12/1/2012	Classified: No

*Total for National Human Genome Research Institute (NHGRI):*      \$ 4,618,217

**Total for National Institutes of Health (NIH):**      **\$ 13,198,626**

**Total for US Department of Health and Human Services (DHHS):**      **\$ 13,198,626**

**National Science Foundation (NSF)**

**National Science Foundation (NSF)**

To:	Dan Suciu, Professor Computer Science & Eng	\$ 1,966,667
For:	BIGDATA: Mid-Scale: DCM: A Formal Foundation for Big Data Mangement	
Eff:	1/1/2013	Classified: No

**Total for National Science Foundation (NSF):**      **\$ 1,966,667**

**Total for National Science Foundation (NSF):**      **\$ 1,966,667**

**Other Federal**

**National Aeronautics and Space Administration (NASA)**

To:	Victoria Meadows, Associate Professor Astronomy	\$ 1,620,081
For:	Virtual Planetary Laboratory	
Eff:	1/17/2013	Classified: No

**Total for National Aeronautics and Space Administration (NASA):**      **\$ 1,620,081**

**Detail of Public Grant Awards**

**Federal**

---

**Other Federal**

**National Oceanic and Atmospheric Administration (NOAA)**

To: Penelope Dalton, Director \$ 1,475,000  
Marine Programs Office

For: Program Plan for Renewal of Sea Grant College Support 2010-2014

Eff: 12/1/2009 Classified: No

**Total for National Oceanic and Atmospheric Administration (NOAA): \$ 1,475,000**

**Total for Other Federal: \$ 3,095,081**

**Total for Federal: \$ 18,260,374**

**Total Public Grants: \$ 18,260,374**

**Detail of Private Grant Awards**

**Foundations**

---

**Bill and Melinda Gates Foundation**

To: Christopher J Murray, Professor \$ 7,338,369  
Global Health

For: Health Metrics Institute Proposal

Eff: 5/1/2007 Classified: No

**Total for Bill and Melinda Gates Foundation: \$ 7,338,369**

**Total for Foundations: \$ 7,338,369**

**Total Private Grants: \$ 7,338,369**

**Detail of Contract Awards**

**Associations and Non-Profits**

---

**Consortium for Ocean Leadership, Inc.**

To: John R. Delaney, Professor \$ 10,720,506  
School Of Oceanography

For: Ocean Observatories Initiative: Regional Scale Nodes

Eff: 9/1/2009 Classified: No

**Total for Consortium for Ocean Leadership, Inc.: \$ 10,720,506**

**Total for Associations and Non-Profits: \$ 10,720,506**

**Total Contracts: \$ 10,720,506**

**Grand Total for all Awards \$ 36,319,249**