

VII. STANDING COMMITTEES

B. Finance, Audit and Facilities Committee

Grant and Contract Awards – March and April, 2006

RECOMMENDED ACTION:

It is the recommendation of the administration and the Finance and Audit Committee that the Board of Regents accept the Grant and Contract Awards as presented on the attached list.

Attachment: Grant and Contract Awards Summary  
Report of Grant and Contract Awards of  
\$1,000,000 or More



---

---

# **Grant and Contract Awards Summary**

**to**

**The Board of Regents**

**of the**

**University of Washington**

**for**

**April 2006**

**Office of Research**

**Office of Sponsored Programs**

---

---

## Table of Contents

	Page
Award Highlights	2
Graphic Summary of Award Activity	3
Summary of Grant and Contract Awards	4
Comparison of Grant and Contract Awards by Agency	5
Comparison of Grant and Contract Awards by School/College	6
Listing of Awards for College of Arts and Sciences by Department	7
Summary of Grant Awards - Excluding Private Awards	8
Summary of Private Grant Awards	9
Summary of Contract Awards	10

## APRIL HIGHLIGHTS

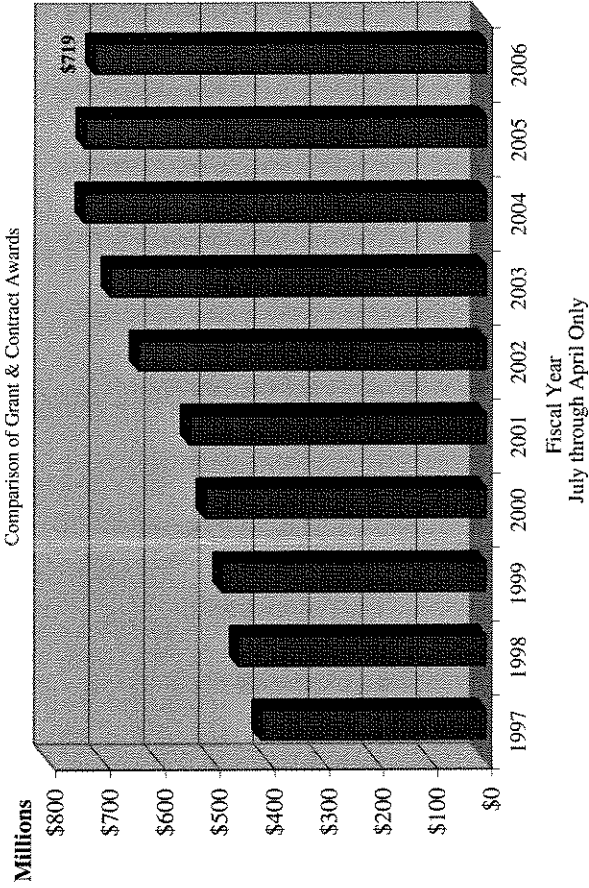
---

The American Diabetes Association awarded a grant in the amount of \$403,157 for a project under the direction of Professor Irl B. Hirsch of the Department of Medicine entitled "Comparison of HBA1C and Mean Blood Glucose Levels In Type 1 and Type 2 Diabetes Patients In Stable Glycaemic Control and In Healthy Subjects." Blood sugar for diabetes afflicted individuals can be measured by different methods. One is to measure blood glucose level with a finger-stick glucose testing meter. Another is a hemoglobin A1c (HbA1c) test that assists in showing the level of blood sugar control during the previous two to three months. The HbA1c and blood glucose values are reported using different numbers that are difficult to compare which can cause confusion and problems in interpreting the test results. The purpose of this study is to determine the relationship between these two test methods. It is anticipated that the results of the study will generally improve the care of people with diabetes.

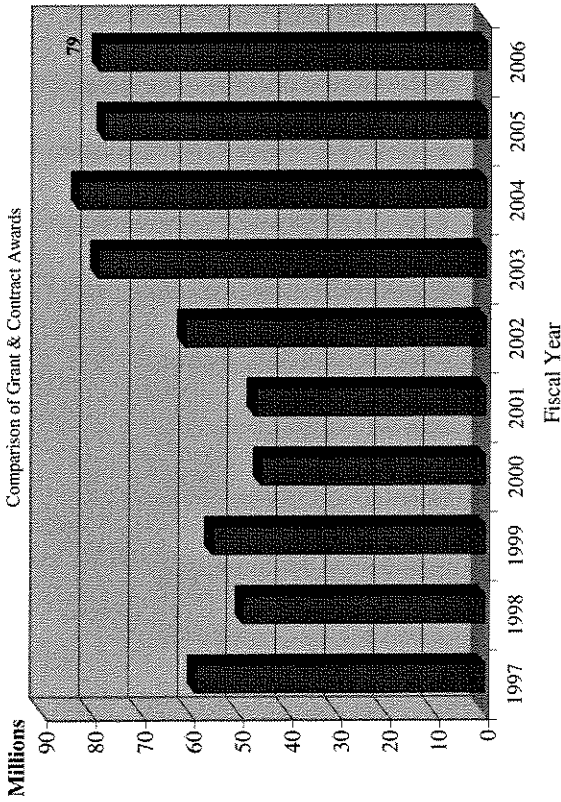
The Seattle-King County Department of Public Health awarded a grant in the amount of \$75,000 for a project under the direction of Professor Andreas S. Stergachis of the Department of Health Services entitled "Pandemic Flu Exercise and SNS Plan." The purpose of this program is to assist the Seattle-King County Department of Health (PHSKC) in developing, evaluating and training regarding the Strategic National Stockpile plan relating to a possible pandemic flu occurrence. PSSKC will be prepared to attend the Center For Disease Control meeting for Local Assessments for the Cities Readiness Initiative program. UW personnel also will participate in the design and implementation of a comprehensive pandemic influenza drill exercise.

The Howard Hughes Medical Institute awarded a grant in the amount of \$850,000 for a project under the direction of Professor Nancy Maizels of the Department of Immunology entitled Molecular Medicine Training Program." Molecular medicine is an interdisciplinary approach that used the tools of the biomedical sciences to advance the understanding, diagnosis and treatment of disease and uses insights from disease to gain fundamental understanding of human biology. The objective of this program is to train students in molecular medicine in order to produce a new generation of investigators who will be skilled at applying basic science to human disease. The specific aims are to build an interdisciplinary Ph.D. program in Molecular Medicine and generally interest and training field of molecular medicine.

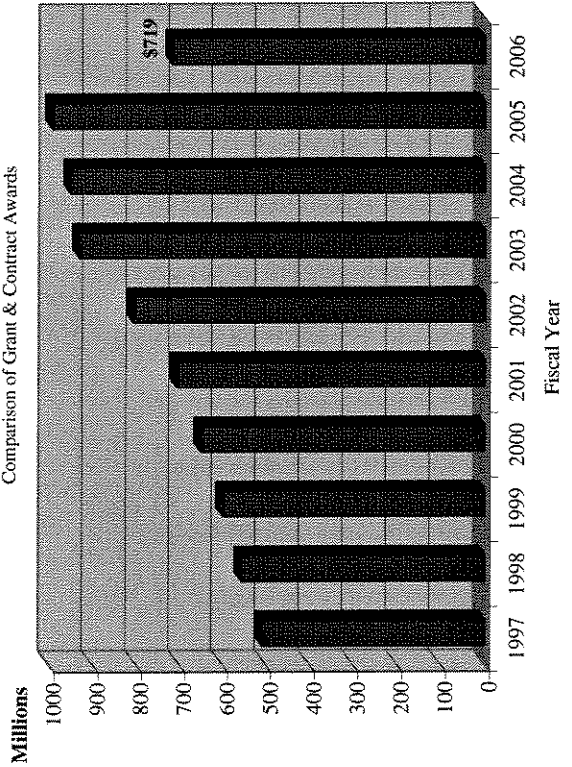
**YEAR-TO-DATE**  
Comparison of Grant & Contract Awards



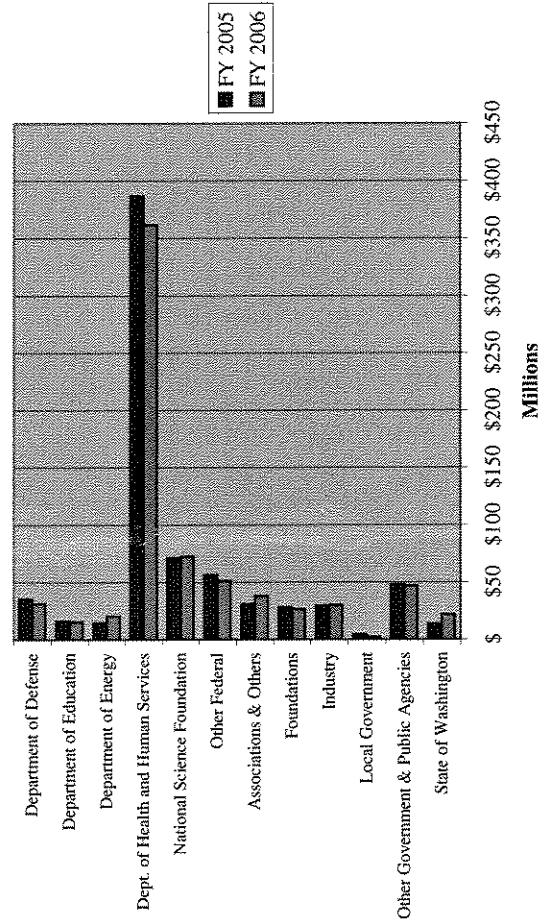
**APRIL ONLY**  
Comparison of Grant & Contract Awards



**COMPLETE FISCAL YEAR**  
Comparison of Grant & Contract Awards



**JULY THROUGH APRIL**  
Two Year Comparison of Grant & Contract Awards



**Summary of Grant and Contract Awards**  
Fiscal Year 2005-2006

Month	RESEARCH		TRAINING		Total
	Federal	Non-Federal	Federal	Non-Federal	Grants and Contracts
July	\$66,463,818	\$6,444,105	\$7,164,851	\$1,418,430	\$81,491,204
August	\$82,136,975	\$15,186,181	\$6,605,300	\$6,661,367	\$110,589,823
September	\$66,526,770	\$14,825,079	\$15,124,518	\$3,290,200	\$99,766,567
October	\$53,095,542	\$15,762,787	\$6,572,165	\$3,939,508	\$79,370,002
November	\$16,529,650	\$13,396,926	\$11,726,933	\$2,978,338	\$44,631,847
December	\$10,773,984	\$17,755,025	\$493,868	\$4,542,319	\$33,565,196
January	\$24,587,503	\$14,716,842	\$723,481	\$1,596,296	\$41,624,122
February	\$31,412,762	\$11,985,384	\$6,256,413	\$1,141,717	\$50,796,276
March	\$80,208,568	\$13,829,789	\$1,873,339	\$2,627,929	\$98,539,625
April	\$64,382,981	\$10,135,071	\$1,001,866	\$3,228,766	\$78,748,684
May					
June					
<b>Current Year to Date</b>	<b>\$496,118,553</b>	<b>\$134,037,188</b>	<b>\$57,542,734</b>	<b>\$31,424,870</b>	<b>\$719,123,345</b>
<b>Previous Year to Date</b>	<b>\$507,899,035</b>	<b>\$130,432,398</b>	<b>\$73,516,287</b>	<b>\$24,973,255</b>	<b>\$736,820,975</b>
<b>Over (Under) Previous Year</b>	<b>(\$11,780,482)</b>	<b>\$3,604,790</b>	<b>(\$15,973,553)</b>	<b>\$6,451,615</b>	<b>(\$17,697,630)</b>

Assuming acceptance of all awards by the Board of Regents

**Comparison of Grant and Contract Awards by Agency**  
**Fiscal Years 2004-2005 and 2005-2006**

Agency	July-Apr FY05	July-Apr FY06
Department of Defense	\$35,455,231	\$31,662,476
Department of Education	\$16,099,924	\$15,585,107
Department of Energy	\$14,837,623	\$20,737,935
Dept. of Health and Human Services	\$387,001,756	\$361,881,217
National Science Foundation	\$71,470,597	\$72,561,065
Other Federal	\$56,550,191	\$51,233,487
<b>Subtotal for Federal:</b>	<b>\$581,415,322</b>	<b>\$553,661,287</b>
Associations .Others	\$30,955,824	\$37,831,180
Foundations	\$28,501,973	\$26,455,117
Industry	\$29,649,878	\$30,043,807
Local Government	\$4,551,663	\$2,366,013
Other Government and Public Agencies	\$48,017,128	\$47,059,092
State of Washington	\$13,729,187	\$21,706,849
<b>Subtotal for Non-Federal:</b>	<b>\$155,405,653</b>	<b>\$165,462,058</b>
<b>Grand Total :</b>	<b>\$736,820,975</b>	<b>\$719,123,345</b>
<b>Amount of Increase (Decrease):</b>		<b>(\$17,697,630)</b>
<b>Percent of Increase (Decrease):</b>		<b>-2.4%</b>

**Assuming acceptance of all awards by the Board of Regents**



**Comparison of Grant and Contract Awards by School/College**  
**Fiscal Years 2004-2005 and 2005-2006**

<b>School/College</b>	<b>July-Apr FY05</b>	<b>July-Apr FY06</b>
<b>Upper Campus</b>		
Architecture and Urban Planning	\$823,063	\$3,908,233
Arts and Science	\$61,628,633	\$63,933,687
Business Administration	\$396,250	\$321,790
Education	\$11,778,514	\$10,769,635
Engineering	\$62,713,164	\$75,661,487
Evans School of Public Affairs	\$8,675,167	\$3,442,429
Forest Resources	\$5,993,132	\$6,420,440
Graduate School	\$4,040,420	\$4,532,453
Information School	\$1,369,891	\$1,200,244
Law	\$2,221,775	\$440,715
Ocean and Fishery Sciences	\$64,257,966	\$61,778,954
Office of Research	\$16,472,009	\$16,870,362
Social Work	\$14,290,775	\$11,943,991
Undergraduate Education	\$141,228	\$117,165
<b>Subtotal :</b>	<b>\$254,801,987</b>	<b>\$261,341,585</b>
<b>Health Sciences</b>		
Dentistry	\$11,809,407	\$10,588,630
Medicine	\$342,469,524	\$335,458,924
Nursing	\$11,867,360	\$13,379,821
Pharmacy	\$13,152,974	\$9,479,837
Public Health and Community Medicine	\$68,414,842	\$62,858,762
<b>Subtotal :</b>	<b>\$447,714,107</b>	<b>\$431,765,974</b>
<b>Special Programs</b>		
Health Sciences Special Programs	\$21,310,732	\$15,769,736
Other Special Programs	\$10,892,308	\$8,131,427
<b>Subtotal :</b>	<b>\$32,203,040</b>	<b>\$23,901,163</b>
<b>Branch Campuses</b>		
Branch Campuses (Bothell)	\$1,782,187	\$1,513,636
Branch Campuses (Tacoma)	\$319,654	\$600,987
<b>Subtotal :</b>	<b>\$2,101,841</b>	<b>\$2,114,623</b>
<b>Grand Total :</b>	<b>\$736,820,975</b>	<b>\$719,123,345</b>

Assuming acceptance of all awards by the Board of Regents

**List of Awards for Arts and Sciences**

<b>Department</b>	<b>July-Apr FY05</b>	<b>July-Apr FY06</b>
Center for Humanities	\$0	\$100,000
Center for Statistics and the Social Sciences	\$876,482	\$1,410,420
Center for Studies in Demography and Ecology	\$1,051,155	\$855,726
College of Arts and Sciences	\$1,150,692	\$0
Department of Anthropology	\$334,398	\$1,800,429
Department of Applied Mathematics	\$456,546	\$981,664
Department of Asian Languages and Literature	\$10,000	\$140,000
Department of Astronomy	\$1,663,760	\$2,140,554
Department of Atmospheric Sciences	\$4,941,769	\$4,754,512
Department of Biology	\$4,543,900	\$6,975,630
Department of Chemistry	\$15,461,951	\$11,716,879
Department of Classics	\$0	\$30,000
Department of Communication	\$889,500	\$1,135,181
Department of Earth and Space Sciences	\$6,989,849	\$5,745,039
Department of Economics	\$18,052	\$7,250
Department of Geography	\$311,978	\$0
Department of Germanics	\$36,000	\$44,000
Department of History	\$120,000	\$354,000
Department of Mathematics	\$3,822,510	\$1,004,845
Department of Near Eastern Languages & Civilization	\$2,000	\$0
Department of Physics	\$8,611,651	\$8,427,670
Department of Political Science	\$183,310	\$242,088
Department of Psychology	\$5,413,707	\$7,151,722
Department of Scandinavian Languages and Literature	\$27,273	\$0
Department of Speech and Hearing Sciences	\$651,189	\$1,211,832
Department of Statistics	\$959,509	\$1,054,445
Halbert Robinson Center for the Study of Capable Y	\$0	\$500
Henry M. Jackson School of International Studies	\$2,114,664	\$1,548,641
Institute for Nuclear Theory	\$195,000	\$4,373,000
Language Learning Center	\$0	\$20,274
Public Performing Arts	\$73,390	\$98,350
School of Art	\$127,400	\$0
School of Music	\$11,180	\$0
Society and Justice Program	\$0	\$30,000
Sociology	\$22,718	\$404,127
Thomas Burke Memorial Washington State Museum	\$554,145	\$174,909
Undergraduate Studies	\$2,955	\$0
	<b>\$61,628,633</b>	<b>\$63,933,687</b>

**Assuming acceptance of all awards by the Board of Regents**

## Summary of Grant Awards

Fiscal Year 2005-2006

(Excluding Private Awards from Foundations, Industry, Associations and Other)

Month	RESEARCH		TRAINING		Total Grants
	Federal	Non-Federal	Federal	Non-Federal	
July	\$63,379,387	\$2,308,194	\$7,159,851	\$368,324	\$73,215,756
August	\$81,212,598	\$5,167,397	\$6,185,083	\$1,116,369	\$93,681,447
September	\$64,172,453	\$4,008,427	\$14,974,336	\$859,951	\$84,015,167
October	\$47,210,635	\$4,970,887	\$5,793,886	\$1,715,466	\$59,690,874
November	\$13,731,096	\$5,729,102	\$10,643,700	\$435,777	\$30,539,675
December	\$10,043,736	\$5,368,829	\$414,736	\$1,628,842	\$17,456,143
January	\$19,718,642	\$3,392,647	\$225,411	\$422,201	\$23,758,901
February	\$29,373,775	\$3,282,531	\$5,484,530	\$281,087	\$38,421,923
March	\$79,617,768	\$4,941,080	\$1,537,756	\$701,378	\$86,797,982
April	\$60,724,563	\$2,512,765	\$438,459	\$1,128,617	\$64,804,404
May					
June					
<b>Year to Date</b>	<b>\$469,184,653</b>	<b>\$41,681,859</b>	<b>\$52,857,748</b>	<b>\$8,658,012</b>	<b>\$572,382,272</b>

Assuming acceptance of all awards by the Board of Regents

---

---

## Summary of Grant Awards

Fiscal Year 2005-2006

(Private Awards from Foundations, Industry, Associations and Other)

---

Month	RESEARCH	TRAINING	Total Grants
July	\$2,778,247	\$341,543	\$3,119,790
August	\$6,311,912	\$2,075,600	\$8,387,512
September	\$6,422,372	\$2,206,643	\$8,629,015
October	\$6,012,089	\$1,082,512	\$7,094,601
November	\$5,856,127	\$2,115,378	\$7,971,505
December	\$9,813,819	\$2,757,138	\$12,570,957
January	\$9,616,281	\$674,697	\$10,290,978
February	\$6,409,330	\$466,196	\$6,875,526
March	\$5,147,729	\$1,082,529	\$6,230,258
April	\$3,187,789	\$1,470,011	\$4,657,800
May			
June			
<b>Year to Date</b>	<b>\$61,555,694</b>	<b>\$14,272,247</b>	<b>\$75,827,941</b>

---

---

Assuming acceptance of all awards by the Board of Regents

---

---

## Summary of Contract Awards

Fiscal Year 2005-2006

---

Month	RESEARCH		TRAINING		Total Contracts
	Federal	Non-Federal	Federal	Non-Federal	
July	\$3,084,431	\$1,357,664	\$5,000	\$708,563	\$5,155,658
August	\$924,377	\$3,706,872	\$420,217	\$3,469,398	\$8,520,864
September	\$2,354,317	\$4,394,280	\$150,182	\$223,606	\$7,122,385
October	\$5,884,907	\$4,779,812	\$778,279	\$1,141,530	\$12,584,528
November	\$2,798,554	\$1,811,697	\$1,083,233	\$427,183	\$6,120,667
December	\$730,248	\$2,572,377	\$79,132	\$156,339	\$3,538,096
January	\$4,868,861	\$1,707,914	\$498,070	\$499,398	\$7,574,243
February	\$2,038,987	\$2,293,523	\$771,883	\$394,434	\$5,498,827
March	\$590,800	\$3,740,980	\$335,583	\$844,022	\$5,511,385
April	\$3,658,418	\$4,434,517	\$563,407	\$630,138	\$9,286,480
May					
June					
<b>Year to Date</b>	<b>\$26,933,900</b>	<b>\$30,799,636</b>	<b>\$4,684,986</b>	<b>\$8,494,611</b>	<b>\$70,913,133</b>

Assuming acceptance of all awards by the Board of Regents

---

---

**Report of Grant and Contract Awards  
Of \$1,000,000 or More**

**April 2006**

**Requiring Action of  
The Board of Regents**

**of the  
University of Washington**

**Office of Research  
Office of Sponsored Programs**

---

---

## Table of Contents

	Page
Detail of Grant Awards - Excluding Private Grants	2
Detail of Contracts	4

Detail of Grant Awards (Excluding Private Awards) for  
April 2006

**FEDERAL**

**DEPARTMENT OF ENERGY**

**U.S. Department of Energy**

To: DEREK STORM, RESEARCH PROFESSOR \$3,301,000  
DEPARTMENT OF PHYSICS  
For: EXPERIMENTAL NUCLEAR PHYSICS

Eff: 1/1/2006

**Department of Energy Subtotal:**

---

**\$3,301,000**

**DEPT. OF HEALTH AND HUMAN SERVICES**

**National Institutes of Health**

To: J. DAVID HAWKINS, PROFESSOR \$4,256,047  
SCHOOL OF SOCIAL WORK  
For: SCIENCE-BASED PREVENTION: TESTING COMMUNITIES THAT CARE

Eff: 4/1/2006

To: WILHELMUS G. HOL, PROFESSOR \$2,232,508  
DEPARTMENT OF BIOCHEMISTRY  
For: MEDICAL STRUCTURAL GENOMICS OF PATHOGENIC PROTOZOA

Eff: 4/1/2006

To: JOHN M. HARLAN, PROFESSOR \$1,723,737  
DEPARTMENT OF PATHOLOGY  
For: BIOLOGY OF THE ARTERY WALL AND ATHEROSCLEROSIS

Eff: 2/1/2006

To: DAVID L. EATON, PROFESSOR/DIRECTOR \$1,494,599  
DEPARTMENT OF ENVIRONMENTAL HEALTH  
For: CENTER FOR ECOGENETICS AND ENVIRONMENTAL HEALTH

Eff: 4/1/2006

To: DENNIS M. DONOVAN, DIRECTOR \$1,176,138  
ALCOHOL AND DRUG ABUSE INSTITUTE  
For: CLINICAL TRIALS NETWORK: PACIFIC NORTHWEST (WASHINGTON) NODE

Eff: 1/1/2004



Detail of Grant Awards (Excluding Private Awards) for  
April 2006

Dept. of Health and Human Services Subtotal:

---

\$10,883,029

NATIONAL SCIENCE FOUNDATION

National Science Foundation

To: RUSSELL E. MCDUFF, PROFESSOR  
SCHOOL OF OCEANOGRAPHY

For: R/V THOMAS G. THOMPSON SHIP OPERATIONS 2005-2009

Eff: 3/1/2005

\$1,805,476

National Science Foundation Subtotal:

---

\$1,805,476

Total for Federal:

---

---

\$15,989,505

Detail of Contract Awards for  
April 2006

**FEDERAL**

**DEPT. OF HEALTH AND HUMAN SERVICES**

**National Institutes of Health**

To: DEBORAH A. NICKERSON, PROFESSOR \$2,403,394  
GENOME SCIENCES  
For: UW NHBLI RESEQUENCING CENTER  
  
Eff: 9/30/2004

**Dept. of Health and Human Services Subtotal:** 

---

\$2,403,394

**Total for Federal:** 

---

---

\$2,403,394

Detail of Contract Awards for  
April 2006

**NON-FEDERAL**

**OTHER GOVERNMENT & PUBLIC AGENCIES**

George Washington University and Medical Center

To: SANTICA M. MARCOVINA, RESEARCH PROFESSOR \$1,800,246  
DEPARTMENT OF MEDICINE  
For: STOPP-T2D CENTRAL BLOOD LABORATORY

Eff: 3/1/2003

**Other Government & Public Agencies Subtotal:** 

---

**\$1,800,246**

**Total for Non-Federal:** 

---

**\$1,800,246**

**Total Awards \$1,000,000 or Greater:** 

---

**\$20,193,145**



---

---

# **Grant and Contract Awards Summary**

to

**The Board of Regents**

of the

**University of Washington**

for

**March 2006**

**Office of Research**

**Office of Sponsored Programs**

---

---

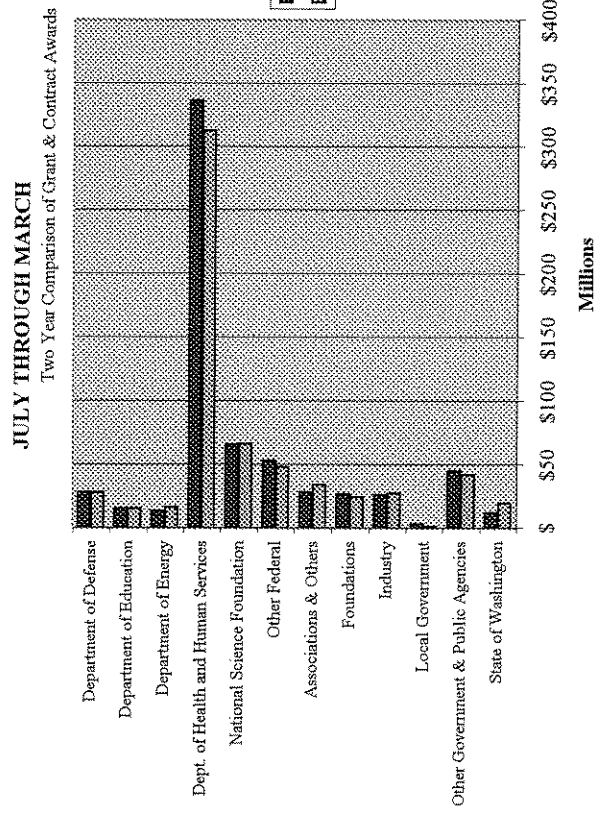
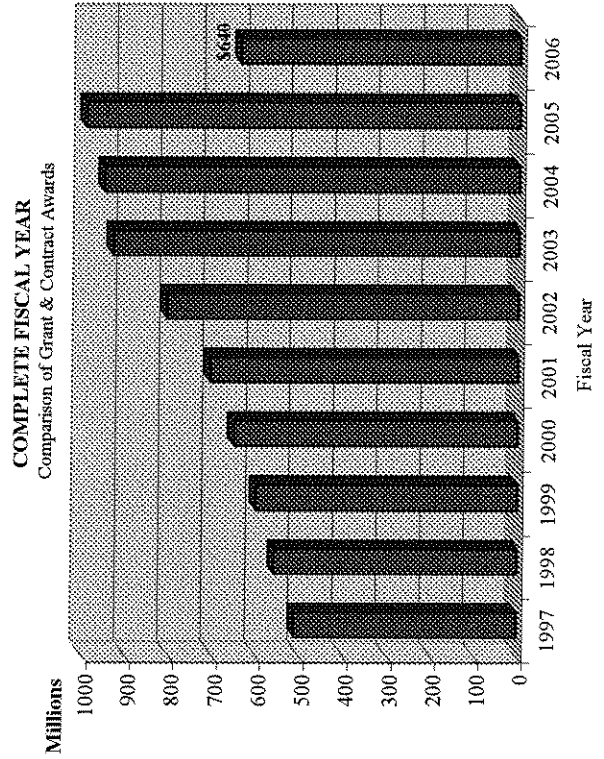
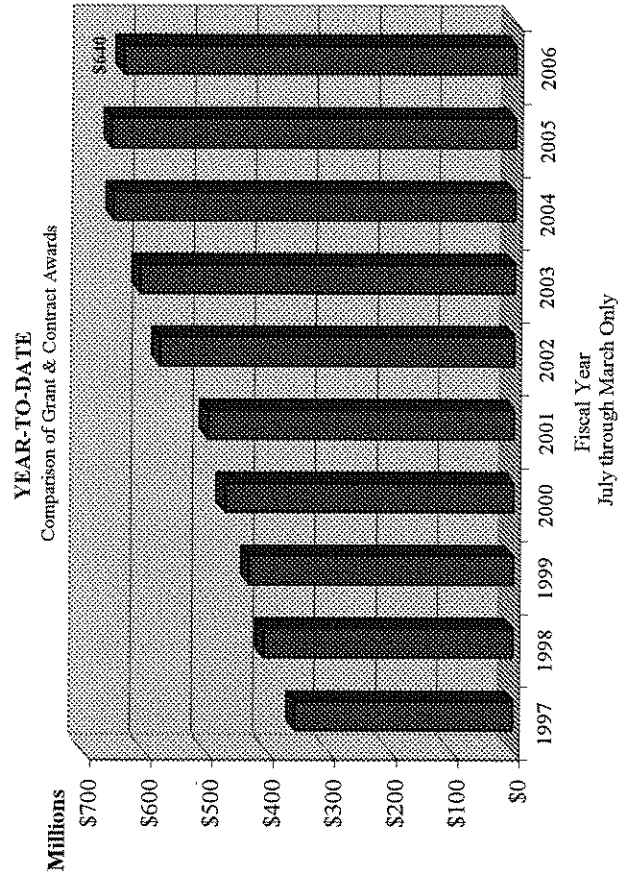
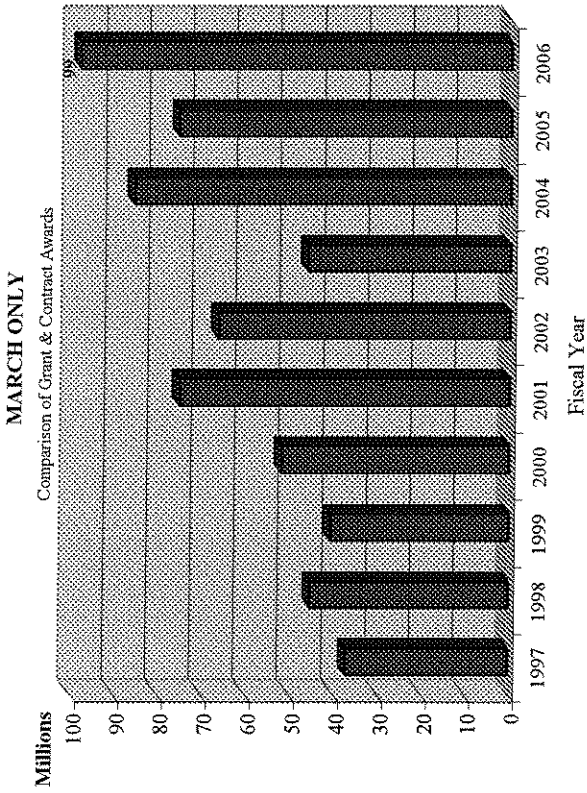
## Table of Contents

	Page
Award Highlights	2
Graphic Summary of Award Activity	3
Summary of Grant and Contract Awards	4
Comparison of Grant and Contract Awards by Agency	5
Comparison of Grant and Contract Awards by School/College	6
Listing of Awards for College of Arts and Sciences by Department	7
Summary of Grant Awards - Excluding Private Awards	8
Summary of Private Grant Awards	9
Summary of Contract Awards	10

## MARCH HIGHLIGHTS

The Gordon and Betty Moore Foundation awarded a grant in the amount of \$2,365,017 for a project under the direction of Professor Ray W. Hilborn of the School Of Aquatic And Fishery Sciences entitled “Research On The Basis Of Productivity In Salmon Ecosystems For Use In Improving Fisheries Management.” The investigators of this program intend to provide two outcomes of the research: (1) improve the scientific understanding of the functioning of SW Alaska salmon ecosystems that builds on long-term datasets and links to complementary studies in pristine systems (2) develop and help implement techniques for improved salmon fisheries management. The goal is to increase the sustainability and economic value of the fishery.

The Concern Foundation awarded a grant in the amount of \$250,000 for the first year of a two year \$500,000 project under the direction of Associate Professor Teresa A. Brentnall of the Department of Medicine entitled “Development Of A Blood Test For The Early Detection Of Pancreatic Cancer.” The investigator intends to identify the proteins that cause pancreatic cancer and develop blood tests for its early detection. By understanding how the cancer-causing proteins work, it may also be possible to develop interventions to prevent or delay the development of pancreatic cancer by such means as cancer vaccines, chemotherapy tailored to the protein function and immunotherapy.





**Summary of Grant and Contract Awards**  
**Fiscal Year 2005-2006**

<b>Month</b>	<b>R E S E A R C H</b>		<b>T R A I N I N G</b>		<b>Total</b>
	<b>Federal</b>	<b>Non-Federal</b>	<b>Federal</b>	<b>Non-Federal</b>	<b>Grants and Contracts</b>
July	\$66,463,818	\$6,444,105	\$7,164,851	\$1,418,430	\$81,491,204
August	\$82,136,975	\$15,186,181	\$6,605,300	\$6,661,367	\$110,589,823
September	\$66,526,770	\$14,825,079	\$15,124,518	\$3,290,200	\$99,766,567
October	\$53,095,542	\$15,762,787	\$6,572,165	\$3,939,508	\$79,370,002
November	\$16,529,650	\$13,396,926	\$11,726,933	\$2,978,338	\$44,631,847
December	\$10,773,984	\$17,755,025	\$493,868	\$4,542,319	\$33,565,196
January	\$24,587,503	\$14,716,842	\$723,481	\$1,596,296	\$41,624,122
February	\$31,412,762	\$11,985,384	\$6,256,413	\$1,141,717	\$50,796,276
March	\$80,208,568	\$13,829,789	\$1,873,339	\$2,627,929	\$98,539,625
April					
May					
June					
<b>Current Year to Date</b>	<b>\$431,735,572</b>	<b>\$123,902,117</b>	<b>\$56,540,868</b>	<b>\$28,196,104</b>	<b>\$640,374,661</b>
<b>Previous Year to Date</b>	<b>\$444,486,124</b>	<b>\$121,123,701</b>	<b>\$69,702,593</b>	<b>\$23,766,251</b>	<b>\$659,078,669</b>
<b>Over (Under) Previous Year</b>	<b>(\$12,750,552)</b>	<b>\$2,778,416</b>	<b>(\$13,161,725)</b>	<b>\$4,429,853</b>	<b>(\$18,704,008)</b>

**Assuming acceptance of all awards by the Board of Regents**

**Comparison of Grant and Contract Awards by Agency**  
**Fiscal Years 2004-2005 and 2005-2006**

Agency	July-Mar FY05	July-Mar FY06
Department of Defense	\$28,362,829	\$28,074,154
Department of Education	\$15,493,924	\$15,585,107
Department of Energy	\$13,838,321	\$16,493,632
Dept. of Health and Human Services	\$337,053,327	\$312,884,250
National Science Foundation	\$65,909,976	\$66,819,104
Other Federal	\$53,530,340	\$48,420,193
<b>Subtotal for Federal:</b>	<b>\$514,188,717</b>	<b>\$488,276,440</b>
Associations .Others	\$28,604,741	\$35,070,178
Foundations	\$27,494,308	\$24,737,436
Industry	\$26,990,155	\$27,997,976
Local Government	\$3,552,599	\$1,738,019
Other Government and Public Agencies	\$45,561,813	\$42,397,953
State of Washington	\$12,686,336	\$20,156,659
<b>Subtotal for Non-Federal:</b>	<b>\$144,889,952</b>	<b>\$152,098,221</b>
<b>Grand Total :</b>	<b>\$659,078,669</b>	<b>\$640,374,661</b>
<b>Amount of Increase (Decrease):</b>		<b>(\$18,704,008)</b>
<b>Percent of Increase (Decrease):</b>		<b>-2.8%</b>

**Assuming acceptance of all awards by the Board of Regents**

**Comparison of Grant and Contract Awards by School/College**  
**Fiscal Years 2004-2005 and 2005-2006**

<b>School/College</b>	<b>July-Mar FY05</b>	<b>July-Mar FY06</b>
<b>Upper Campus</b>		
Architecture and Urban Planning	\$614,263	\$3,903,233
Arts and Science	\$54,042,102	\$54,725,047
Business Administration	\$396,250	\$280,800
Education	\$11,778,514	\$10,663,435
Engineering	\$56,579,262	\$72,048,538
Evans School of Public Affairs	\$8,661,167	\$3,342,429
Forest Resources	\$4,901,633	\$6,269,205
Graduate School	\$4,040,420	\$4,498,205
Information School	\$1,222,479	\$1,182,063
Law	\$2,191,778	\$312,565
Ocean and Fishery Sciences	\$55,958,644	\$55,191,585
Office of Research	\$16,472,009	\$16,750,199
Social Work	\$12,959,762	\$7,045,155
Undergraduate Education	\$141,228	\$117,165
<b>Subtotal :</b>	<b>\$229,959,511</b>	<b>\$236,329,624</b>
<b>Health Sciences</b>		
Dentistry	\$8,170,118	\$9,175,586
Medicine	\$306,834,365	\$293,593,371
Nursing	\$10,508,985	\$11,196,238
Pharmacy	\$8,094,104	\$8,725,287
Public Health and Community Medicine	\$61,605,305	\$57,054,607
<b>Subtotal :</b>	<b>\$395,212,877</b>	<b>\$379,745,089</b>
<b>Special Programs</b>		
Health Sciences Special Programs	\$20,859,010	\$14,147,631
Other Special Programs	\$10,889,808	\$8,065,852
<b>Subtotal :</b>	<b>\$31,748,818</b>	<b>\$22,213,483</b>
<b>Branch Campuses</b>		
Branch Campuses (Bothell)	\$1,754,798	\$1,513,636
Branch Campuses (Tacoma)	\$319,654	\$572,829
<b>Subtotal :</b>	<b>\$2,074,452</b>	<b>\$2,086,465</b>
<b>Grand Total :</b>	<b>\$658,995,658</b>	<b>\$640,374,661</b>

Assuming acceptance of all awards by the Board of Regents

---



---

**List of Awards for Arts and Sciences**

<b>Department</b>	<b>July-Mar FY05</b>	<b>July-Mar FY06</b>
Center for Humanities	\$0	\$100,000
Center for Statistics and the Social Sciences	\$876,482	\$1,410,420
Center for Studies in Demography and Ecology	\$761,729	\$551,128
College of Arts and Sciences	\$1,150,692	\$0
Department of Anthropology	\$322,418	\$1,800,429
Department of Applied Mathematics	\$456,546	\$981,664
Department of Asian Languages and Literature	\$10,000	\$140,000
Department of Astronomy	\$1,564,525	\$1,955,941
Department of Atmospheric Sciences	\$4,440,989	\$4,441,240
Department of Biology	\$3,735,766	\$6,347,287
Department of Chemistry	\$13,357,566	\$10,009,358
Department of Classics	\$0	\$30,000
Department of Communication	\$889,500	\$1,135,181
Department of Earth and Space Sciences	\$5,782,351	\$4,907,987
Department of Economics	\$18,052	\$7,250
Department of Geography	\$311,978	\$0
Department of Germanics	\$36,000	\$44,000
Department of History	\$120,000	\$354,000
Department of Mathematics	\$3,576,906	\$796,896
Department of Near Eastern Languages & Civilization	\$2,000	\$0
Department of Physics	\$7,920,618	\$4,411,125
Department of Political Science	\$183,310	\$242,088
Department of Psychology	\$4,698,401	\$6,762,198
Department of Scandinavian Languages and Literature	\$27,273	\$0
Department of Speech and Hearing Sciences	\$646,189	\$766,399
Department of Statistics	\$959,509	\$957,354
Halbert Robinson Center for the Study of Capable Y	\$0	\$500
Henry M. Jackson School of International Studies	\$1,343,758	\$1,548,641
Institute for Nuclear Theory	\$195,000	\$4,373,000
Language Learning Center	\$0	\$20,274
Public Performing Arts	\$73,390	\$98,350
School of Music	\$11,180	\$0
Sociology	\$22,718	\$404,127
Thomas Burke Memorial Washington State Museum	\$544,301	\$128,210
Undergraduate Studies	\$2,955	\$0
	<b>\$54,042,102</b>	<b>\$54,725,047</b>

**Assuming acceptance of all awards by the Board of Regents**

---

---

## Summary of Grant Awards

Fiscal Year 2005-2006

(Excluding Private Awards from Foundations, Industry, Associations and Other)

---

Month	RESEARCH		TRAINING		Total Grants
	Federal	Non-Federal	Federal	Non-Federal	
July	\$63,379,387	\$2,308,194	\$7,159,851	\$368,324	\$73,215,756
August	\$81,212,598	\$5,167,397	\$6,185,083	\$1,116,369	\$93,681,447
September	\$64,172,453	\$4,008,427	\$14,974,336	\$859,951	\$84,015,167
October	\$47,210,635	\$4,970,887	\$5,793,886	\$1,715,466	\$59,690,874
November	\$13,731,096	\$5,729,102	\$10,643,700	\$435,777	\$30,539,675
December	\$10,043,736	\$5,368,829	\$414,736	\$1,628,842	\$17,456,143
January	\$19,718,642	\$3,392,647	\$225,411	\$422,201	\$23,758,901
February	\$29,373,775	\$3,282,531	\$5,484,530	\$281,087	\$38,421,923
March	\$79,617,768	\$4,941,080	\$1,537,756	\$701,378	\$86,797,982
April					
May					
June					
<b>Year to Date</b>	<b>\$408,460,090</b>	<b>\$39,169,094</b>	<b>\$52,419,289</b>	<b>\$7,529,395</b>	<b>\$507,577,868</b>

---

---

Assuming acceptance of all awards by the Board of Regents

---

---

## Summary of Grant Awards

Fiscal Year 2005-2006

(Private Awards from Foundations, Industry, Associations and Other)

---

Month	RESEARCH	TRAINING	Total Grants
July	\$2,778,247	\$341,543	\$3,119,790
August	\$6,311,912	\$2,075,600	\$8,387,512
September	\$6,422,372	\$2,206,643	\$8,629,015
October	\$6,012,089	\$1,082,512	\$7,094,601
November	\$5,856,127	\$2,115,378	\$7,971,505
December	\$9,813,819	\$2,757,138	\$12,570,957
January	\$9,616,281	\$674,697	\$10,290,978
February	\$6,409,330	\$466,196	\$6,875,526
March	\$5,147,729	\$1,082,529	\$6,230,258
April			
May			
June			
<b>Year to Date</b>	<b>\$58,367,905</b>	<b>\$12,802,236</b>	<b>\$71,170,141</b>

---

---

Assuming acceptance of all awards by the Board of Regents

---

---

**Summary of Contract Awards**

**Fiscal Year 2005-2006**

---

<b>Month</b>	<b>RESEARCH</b>		<b>TRAINING</b>		<b>Total Contracts</b>
	<b>Federal</b>	<b>Non-Federal</b>	<b>Federal</b>	<b>Non-Federal</b>	
July	\$3,084,431	\$1,357,664	\$5,000	\$708,563	\$5,155,658
August	\$924,377	\$3,706,872	\$420,217	\$3,469,398	\$8,520,864
September	\$2,354,317	\$4,394,280	\$150,182	\$223,606	\$7,122,385
October	\$5,884,907	\$4,779,812	\$778,279	\$1,141,530	\$12,584,528
November	\$2,798,554	\$1,811,697	\$1,083,233	\$427,183	\$6,120,667
December	\$730,248	\$2,572,377	\$79,132	\$156,339	\$3,538,096
January	\$4,868,861	\$1,707,914	\$498,070	\$499,398	\$7,574,243
February	\$2,038,987	\$2,293,523	\$771,883	\$394,434	\$5,498,827
March	\$590,800	\$3,740,980	\$335,583	\$844,022	\$5,511,385
April					
May					
June					
<b>Year to Date</b>	<b>\$23,275,482</b>	<b>\$26,365,119</b>	<b>\$4,121,579</b>	<b>\$7,864,473</b>	<b>\$61,626,653</b>

**Assuming acceptance of all awards by the Board of Regents**

---

---

**Report of Grant and Contract Awards  
Of \$1,000,000 or More**

**March 2006**

**Requiring Action of  
The Board of Regents**

**of the  
University of Washington**

**Office of Research  
Office of Sponsored Programs**

---

---



## Table of Contents

	Page
Detail of Grant Awards - Excluding Private Grants	2

Detail of Grant Awards (Excluding Private Awards) for  
March 2006

**FEDERAL**

**DEPARTMENT OF DEFENSE**

**Defense Advanced Research Projects Agency**

To: DAVID M. ANDERSON, ASSOCIATE DIRECTOR \$1,193,766  
REGIONAL PRIMATE RESEARCH CENTER  
For: TSG101-BASED ANTIBODY THERAPEUTICS FOR DRUG RESISTANT HIV  
  
Eff: 6/20/2005

**Department of Defense Subtotal:**

---

**\$1,193,766**

**DEPARTMENT OF ENERGY**

**U.S. Department of Energy**

To: WICK C. HAXTON, PROFESSOR/DIRECTOR \$2,000,000  
INSTITUTE FOR NUCLEAR THEORY  
For: INSTITUTE FOR NUCLEAR THEORY  
  
Eff: 3/1/2005

**Department of Energy Subtotal:**

---

**\$2,000,000**

**DEPT. OF HEALTH AND HUMAN SERVICES**

**National Institutes of Health**

To: SAMUEL I. MILLER, PROFESSOR \$11,090,432  
DEPARTMENT OF MEDICINE  
For: WWAMI RCE FOR BIODEFENSE AND EMERGING INFECTIONS  
  
Eff: 3/1/2006

To: JOHN C.S. BREITNER, PROFESSOR \$5,397,013  
DEPARTMENT OF PSYCHIATRY AND BEHAVIORAL SCIENCES  
For: PREVENTION OF ALZHEIMER'S DEMENTIA AND COGNITIVE DECLINE  
  
Eff: 3/1/2000

To: SHIU-LOK HU, PROFESSOR \$3,431,489  
DEPARTMENT OF PHARMACEUTICS  
For: COMBINED APPROACH TO BROADLY PROTECTIVE AIDS VACCINE  
  
Eff: 3/1/2006

**Detail of Grant Awards (Excluding Private Awards) for  
March 2006**

To:	KING K. HOLMES, PROFESSOR	\$3,147,577
For:	DEPARTMENT OF MEDICINE UNIVERSITY OF WASHINGTON CENTER FOR AIDS RESEARCH	
Eff:	3/1/2006	
To:	WILLIAM J. BREMNER, PROFESSOR/CHAIR	\$2,058,758
For:	DEPARTMENT OF MEDICINE MALE CONTRACEPTION RESEARCH CENTER GRANT	
Eff:	3/1/2006	
To:	JOHN J. ALBERS, RESEARCH PROFESSOR	\$1,976,298
For:	DEPARTMENT OF MEDICINE HUMAN LIPOPROTEIN PATHOPHYSIOLOGY	
Eff:	3/1/2006	
To:	TIMOTHY DE ROUEN, ASSOCIATE DEAN	\$1,489,432
For:	DEPARTMENT OF DENTAL AND PUBLIC HEALTH SCIENCES NETWORK CHAIR FOR THE PACIFIC NORTHWEST DPBRN	
Eff:	4/1/2006	
To:	RAYMOND J. MONNAT, PROFESSOR	\$1,357,018
For:	DEPARTMENT OF PATHOLOGY GENETIC INSTABILITY IN WERNER SYNDROME	
Eff:	3/1/2006	

**Dept. of Health and Human Services Subtotal:**

---

**\$29,948,017**

**NATIONAL SCIENCE FOUNDATION**

**National Science Foundation**

To:	JAMES H. MORISON, PRINCIPAL OCEANOGRAPHER	\$1,198,672
For:	APPLIED PHYSICS LABORATORY NORTH POLE STATION: A DISTRIBUTED LONG-TERM ENVIRONMENTAL OBSERVATORY	
Eff:	6/1/2004	

**National Science Foundation Subtotal:**

---

**\$1,198,672**

**OTHER FEDERAL**

**Environmental Protection Agency**

**Detail of Grant Awards (Excluding Private Awards) for  
March 2006**

To: JOEL DANIEL KAUFMAN, ASSOCIATE PROFESSOR \$4,605,305  
DEPARTMENT OF ENVIRONMENTAL HEALTH  
For: PROSPECTIVE STUDY OF ATHEROSCLEROSIS, CLINICAL CARDIOVASCULAR DISEASE, AND LONG-  
TERM EXPOSURE TO AMBIENT PARTICULATE MATTER AND OTHER AIR POLLUTANTS IN A MULTI-  
RD-83169701-1  
Eff: 8/1/2004

**Other Federal Subtotal:**

---

**\$4,605,305**

**Total for Federal:**

---

---

**\$38,945,760**

Detail of Grant Awards (Excluding Private Awards) for  
March 2006

**NON-FEDERAL**

**OTHER GOVERNMENT & PUBLIC AGENCIES**

**Fred Hutchinson Cancer Research Center**

To: JUDITH N. WASSERHEIT, PROFESSOR \$1,007,825  
DEPARTMENT OF MEDICINE  
For: HVTN TRAVEL BUDGET

Eff: 9/1/2002

**Other Government & Public Agencies Subtotal:** 

---

\$1,007,825

**Total for Non-Federal:** 

---

---

\$1,007,825

**Total Awards \$1,000,000 or Greater:** 

---

---

\$39,953,585