

VII. STANDING COMMITTEES

B. Finance, Audit and Facilities Committee

Grant and Contract Awards – December, 2006

RECOMMENDED ACTION:

It is the recommendation of the administration and the Finance and Audit Committee that the Board of Regents accept the Grant and Contract Awards as presented on the attached list.

Attachment: Grant and Contract Awards Summary
Report of Grant and Contract Awards of
\$1,000,000 or More

Grant and Contract Awards Summary

to

The Board of Regents

of the

University of Washington

for

December 2006

Office of Research

Office of Sponsored Programs

Table of Contents

Award Highlights	3
Graphical Summary of Award Activity	4
Summary of Grant and Contract Awards	5
Comparison of Grants and Contract Awards by Agency	6
Comparison of Grants and Contract Awards by School/College	7
Listing of Awards for College of Arts and Sciences by Department	8
Summary of Grant Awards – Excluding Private Awards	9
Summary of Private Awards	10
Summary of Contract Awards	11
Grant & Contract Awards over \$1,000,000	12

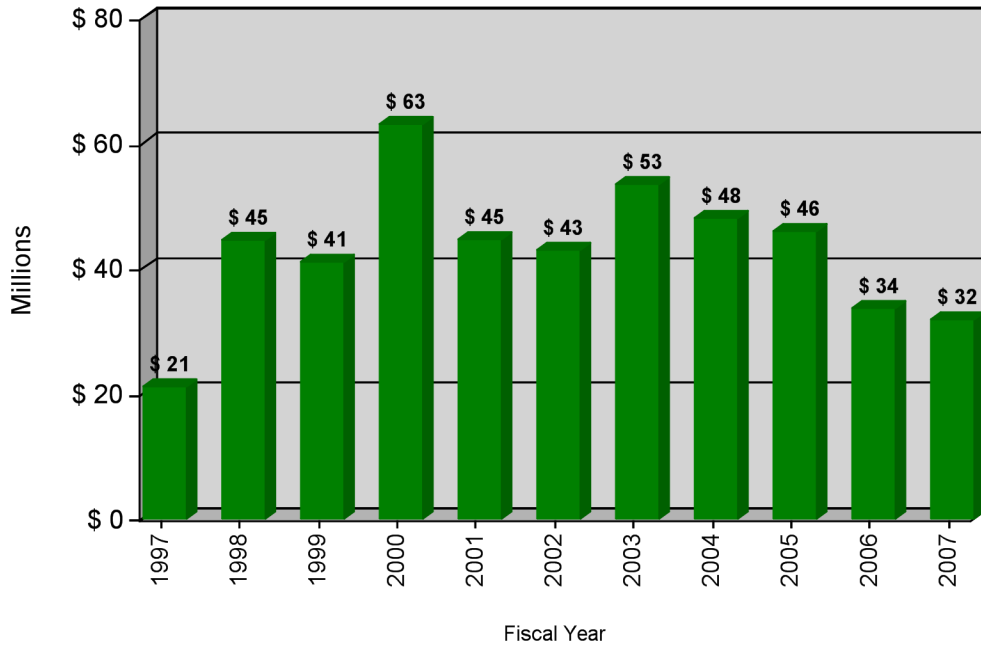
DECEMBER 2006 HIGHLIGHTS

The M.J. Murdock Charitable Trust awarded a grant in the amount of \$493,500 for a project under the direction of Research Professor Stephen Malone of the Department of Earth & Space Sciences entitled “Pacific Northwest Seismograph Network Instrument Upgrade.” The Pacific Northwest Seismograph Network has long provided world-class research and effective earthquake monitoring for the State, but its technological foundation is decades old. This award will be used to permanently upgrade the instruments in a well distributed selection of sites. These new, high-quality instruments will provide for enhancing our earthquake detection, location and interpretation ability throughout the region by improving network bandwidth, signal quality and station density. Data from these stations will be archived in an international database along with other PNSN data for use by researchers worldwide.

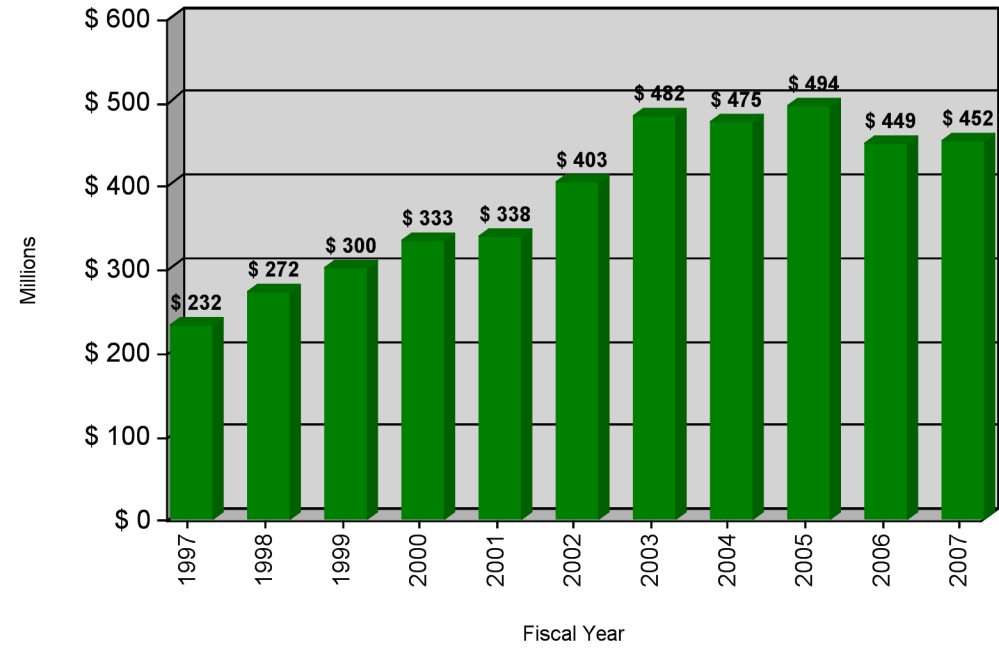
The Rand Corporation awarded a grant in the amount of \$110,314 for a project under the direction of Barbara B. Cochrane, Associated Professor of the Department of Family and Child Nursing and Director of The de Tornyay Center for Healthy Aging, entitled “University of Washington Center for Interdisciplinary Geriatric Research.” The need for research on healthy aging looms large on the national agenda as demographic trends chart the dramatic increase in the number and proportion of older adults in the United States. The development and dissemination of health enhancement interventions in older adults --strategies to promote health, prevent disease and disability, and maintain physical, cognitive, and mental function -- represent a particular strength of researchers at the UW, and this award will build on those strengths by establishing a UW Center for Interdisciplinary Geriatric Research. The immediate goals of the Center are to i) create and foster a center identity as a visible, accessible, shared resource that promotes high quality, interdisciplinary research; ii) promote interdisciplinary linkages for conducting and disseminating geriatric health care research that emphasizes health-enhancing interventions for older adults; and iii) to establish a durable mechanism for training and mentoring junior faculty to launch successful careers in interdisciplinary geriatric health care research. This project represents an important opportunity to establish an infrastructure and mentorship program that will support and enhance future interdisciplinary geriatric health care research at the UW.

The Henry Luce Foundation awarded a grant in the amount of \$88,000 for a project under the direction of Stevan Harrell, Professor of Anthropology and Curator of Asian Ethnology at the Burke Museum, entitled “Tribal and Contemporary Aboriginal Art from Taiwan.” This award will support an exhibit of both traditional and contemporary Aboriginal art from Taiwan at the Burke Museum, the Henry Art Gallery, and various outdoor locations on campus at the University of Washington, from January through May of 2008. The exhibit will consist of traditional art borrowed from the National Taiwan Museum, the National Museum of Prehistory, and the Shung-Ye Museum of Formosan Aborigines, along with pieces from the Burke's own collection, and contemporary art borrowed or commissioned from, or created on the University of Washington campus by a series of contemporary aboriginal artists. In conjunction with the exhibit, the UW will present performances by Aboriginal dramatic and musical performers from Taiwan, demonstrations by the artists, and a series of lectures on Taiwan aborigines and Taiwan aboriginal art.

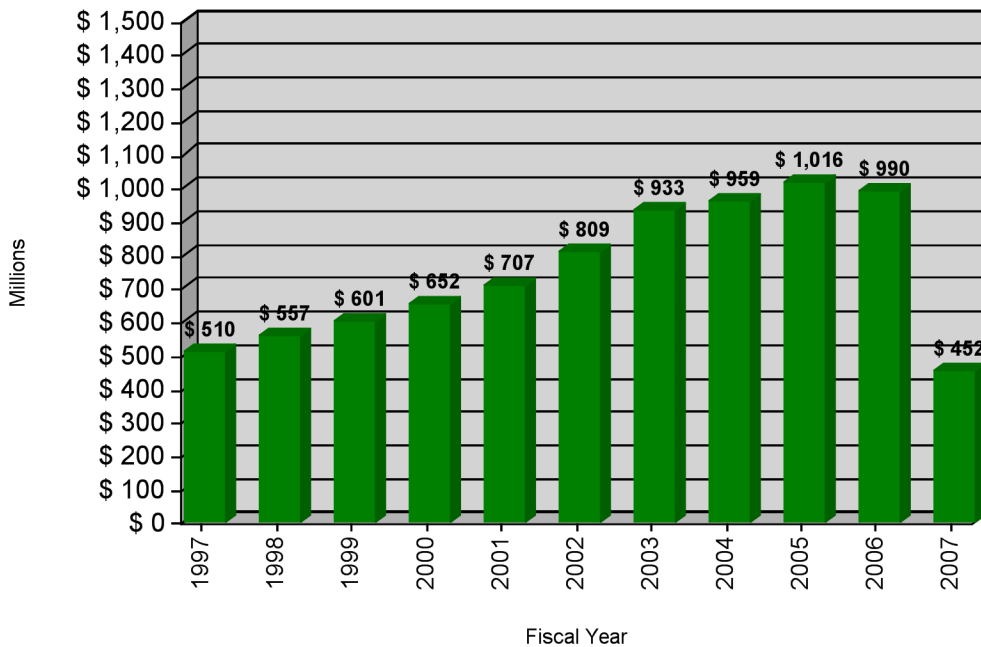
December Only
Comparison of Grant & Contract Awards



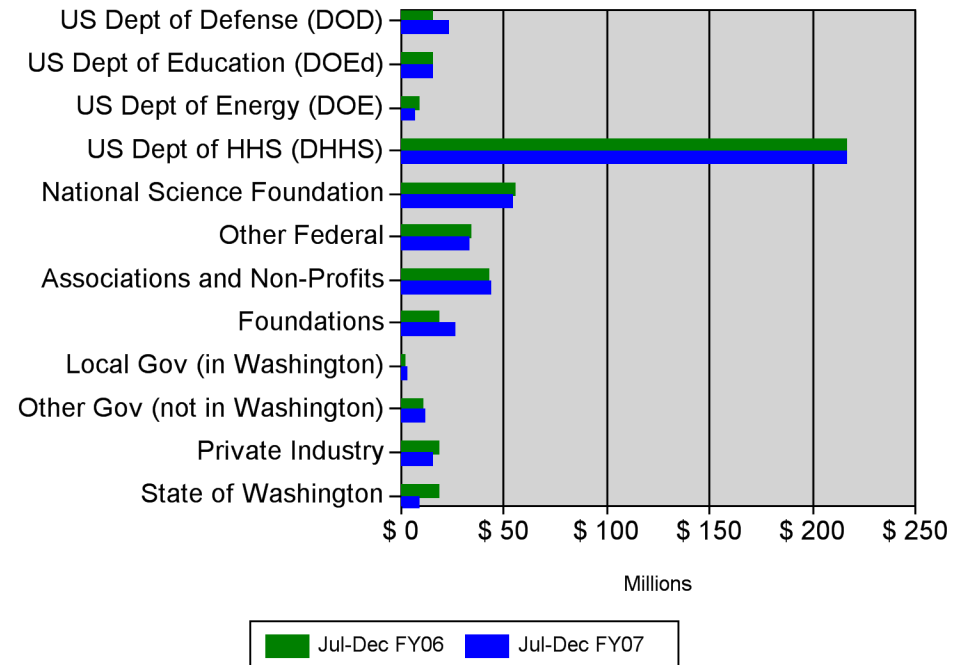
Fiscal Year to Date
Comparison of Grant & Contract Awards



Complete Fiscal Year
Comparison of Grant & Contract Awards



Fiscal Year to Date
Two-Year Comparison of Grant and Contract Awards



Summary of Grant and Contract Awards**Fiscal Year 2006-2007**

Month	RESEARCH AND OTHER		TRAINING		Total Grants and Contracts
	Federal	Non-Federal	Federal	Non-Federal	
July	\$ 47,163,420	\$ 10,699,020	\$ 6,191,659	\$ 693,994	\$ 64,748,090
August	\$ 117,139,800	\$ 11,808,260	\$ 6,156,148	\$ 443,216	\$ 135,547,500
September	\$ 64,660,620	\$ 23,947,570	\$ 4,289,084	\$ 905,277	\$ 93,802,540
October	\$ 53,216,540	\$ 17,106,880	\$ 11,166,060	\$ 1,883,808	\$ 83,373,280
November	\$ 20,631,830	\$ 21,429,790	\$ 375,521	\$ 651,926	\$ 43,089,070
December	\$ 16,091,400	\$ 14,941,460	\$ 604,006	\$ 165,262	\$ 31,802,140
FY07 to Date	\$318,903,646	\$99,932,977	\$28,782,481	\$4,743,483	\$452,362,587
FY06 to Date	\$309,833,789	\$96,470,517	\$32,737,323	\$10,300,402	\$449,342,031
Over (Under) Previous Year	\$9,069,857	\$3,462,460	(\$3,954,842)	(\$5,556,919)	\$3,020,556

Assuming acceptance of all awards by the Board of Regents

Comparison of Grant and Contract Awards by Agency

Fiscal Years 2005-2006 and 2006-2007

Agency	Jul-Dec FY06	Jul-Dec FY07
US Department of Defense (DOD)	\$ 15,380,226	\$ 23,164,865
US Department of Education (DOEd)	\$ 15,387,626	\$ 15,405,535
US Department of Energy (DOE)	\$ 8,207,900	\$ 6,553,982
US Department of Health and Human Services (DHHS)	\$ 215,680,167	\$ 215,605,835
National Science Foundation (NSF)	\$ 54,331,207	\$ 54,163,230
Other Federal	\$ 33,583,986	\$ 32,792,680
Subtotal for Federal :	\$ 342,571,112	\$ 347,686,127
Associations and Non-Profits	\$ 41,792,148	\$ 42,652,506
Foundations	\$ 17,823,572	\$ 26,052,627
Local Government (in Washington)	\$ 1,368,922	\$ 2,010,979
Other Government (not in Washington)	\$ 10,492,886	\$ 10,925,028
Private Industry	\$ 17,418,516	\$ 14,791,584
State of Washington	\$ 17,874,875	\$ 8,243,737
Subtotal for Non-Federal :	\$ 106,770,919	\$ 104,676,460
Grand Total :	\$ 449,342,031	\$ 452,362,587

Amount of Increase (Decrease) : \$ 3,020,556

Percent of Increase (Decrease) : 0.7 %

Assuming acceptance of all awards by the Board of Regents

Comparison of Grant and Contract Awards by School/College

Fiscal Years 2005-2006 and 2006-2007

School/College		Jul-Dec FY06	Jul-Dec FY07
Upper Campus			
	Architecture and Urban Planning	\$ 1,738,235	\$ 768,491
	Arts and Sciences	\$ 35,755,512	\$ 43,295,325
	Business Administration	\$ 189,102	\$ 58,147
	Director of Libraries	\$ 405,685	\$ 3,000
	Education	\$ 8,661,672	\$ 6,067,024
	Educational Outreach	\$ 301,957	\$ 366,528
	Engineering	\$ 47,355,928	\$ 44,743,797
	Evans School of Public Affairs	\$ 2,415,905	\$ 2,983,563
	Executive Vice President	\$ 746,160	
	Forest Resources	\$ 4,851,998	\$ 3,040,077
	Graduate School	\$ 4,584,447	\$ 2,053,702
	Information School	\$ 1,059,405	\$ 1,641,990
	Law	\$ 258,994	\$ 114,750
	Ocean and Fishery Sciences	\$ 37,038,009	\$ 43,037,563
	Office of Research	\$ 16,300,738	\$ 18,784,763
	Social Work	\$ 6,109,061	\$ 6,242,329
	Undergraduate Education	\$ 117,665	\$ 1,250,161
	VP Educational Partnerships	\$ 80,853	\$ 131,347
	VP Minority Affairs	\$ 6,861,608	\$ 4,059,253
	VP Student Life	\$ 5,500	
	Subtotal :	\$ 174,838,434	\$ 178,641,811
Health Sciences			
	Dentistry	\$ 5,578,659	\$ 2,825,733
	Health Sciences Admin	\$ 11,748,449	\$ 13,611,760
	Medical Centers	\$ 13,934	\$ 1,000
	Medicine	\$ 200,618,023	\$ 205,603,693
	Nursing	\$ 7,899,828	\$ 7,546,093
	Pharmacy	\$ 4,719,027	\$ 5,676,060
	Public Health and Community Medicine	\$ 42,036,212	\$ 37,570,284
	Subtotal :	\$ 272,614,132	\$ 272,834,624
Special Programs			
	Subtotal :		
Other UW Campuses			
	Bothell	\$ 1,321,636	\$ 680,323
	Tacoma	\$ 567,829	\$ 205,829
	Subtotal :	\$ 1,889,465	\$ 886,152
	Grand Total :	\$ 449,342,031	\$ 452,362,587

List of Awards for Arts and Sciences**Fiscal Years 2005-2006 and 2006-2007**

Department	Jul-Dec FY06	Jul-Dec FY07
Center for Statistics and the Social Sciences	\$ 149,211	\$ 809,139
Center for Studies in Demography and Ecology	\$ 2,095,156	\$ 1,080,915
Department of Anthropology	\$ 81,037	\$ 136,250
Department of Applied Mathematics	\$ 916,229	\$ 1,726,247
Department of Asian Languages and Literature	\$ 140,000	\$0
Department of Astronomy	\$ 994,639	\$ 1,878,725
Department of Atmospheric Sciences	\$ 3,576,022	\$ 3,524,254
Department of Biology	\$ 4,585,580	\$ 6,271,238
Department of Chemistry	\$ 5,323,128	\$ 9,666,046
Department of Classics	\$ 30,000	\$0
Department of Communication	\$ 1,124,550	\$ 201,100
Department of Comparative Literature	\$0	\$ 21,178
Department of Earth and Space Sciences	\$ 2,716,507	\$ 2,487,289
Department of Economics	\$ 7,250	\$ 24,800
Department of English	\$0	\$ 5,000
Department of Geography	\$0	\$ 180,909
Department of Germanics	\$ 36,000	\$ 45,000
Department of History	\$ 354,000	\$ 70,694
Department of Mathematics	\$ 764,804	\$ 695,925
Department of Near Eastern Languages and Civilization	\$ 17,500	\$0
Department of Physics	\$ 2,244,068	\$ 3,440,958
Department of Political Science	\$ 70,479	\$ 558,733
Department of Psychology	\$ 5,162,021	\$ 6,422,655
Department of Sociology	\$ 360,788	\$ 77,244
Department of Speech and Hearing Sciences	\$ 508,138	\$ 677,086
Department of Statistics	\$ 774,930	\$ 479,115
Department of Women Studies	\$0	\$ 23,592
Henry M. Jackson School of International Studies	\$ 1,072,020	\$ 1,642,194
Institute for Nuclear Theory	\$ 2,373,000	\$ 135,000
Language Learning Center	\$ 20,274	\$ 20,000
Law, Societies and Justice Program	\$ 53,571	\$ 90,017
Other Arts and Sciences Programs	\$0	\$ 9,500
Public Performing Arts	\$ 76,400	\$ 81,565
School of Art	\$0	\$ 48,000
School of Music	\$0	\$ 300,000
Thomas Burke Memorial Washington State Museum	\$ 128,210	\$ 464,958
Total :	\$ 35,755,510	\$ 43,295,320

Summary of Grant Awards**Fiscal Year 2006-2007***Excluding private awards from Foundations, Industry, Associations and Others*

Month	RESEARCH AND OTHER		TRAINING		Total Grants
	Federal	Non-Federal	Federal	Non-Federal	
July	\$ 46,551,120	\$ 3,501,075	\$ 6,191,659	\$ 116,675	\$ 56,360,530
August	\$ 115,153,700	\$ 1,805,011	\$ 6,156,148	\$ 0	\$ 123,114,900
September	\$ 59,774,620	\$ 835,114	\$ 4,289,084	\$ 170,000	\$ 65,068,820
October	\$ 44,817,340	\$ 2,573,647	\$ 11,142,060	\$ 23,528	\$ 58,556,580
November	\$ 13,934,800	\$ 2,200,982	\$ 375,521	\$ 192,752	\$ 16,704,050
December	\$ 11,488,120	\$ 1,484,791	\$ 604,006	\$ 74,000	\$ 13,650,920
Year to Date	\$ 291,719,700	\$ 12,400,620	\$ 28,758,480	\$ 576,955	\$ 333,455,800

Assuming acceptance of all awards by the Board of Regents

Summary of Grant Awards**Fiscal Year 2006-2007***Private awards from Foundations, Industry, Associations and Others*

Month	RESEARCH AND OTHER	TRAINING	Total Grants
July	\$ 4,734,940	\$ 61,206	\$ 4,796,146
August	\$ 7,107,670	\$ 184,174	\$ 7,291,844
September	\$ 20,026,620	\$ 266,485	\$ 20,293,100
October	\$ 9,431,585	\$ 123,297	\$ 9,554,882
November	\$ 13,850,920	\$ 187,000	\$ 14,037,920
December	\$ 8,775,336	\$ 5,000	\$ 8,780,336
Year to Date	\$ 63,927,070	\$ 827,162	\$ 64,754,230

Assuming acceptance of all awards by the Board of Regents

Summary of Contract Awards

Fiscal Year 2006-2007

Month	RESEARCH AND OTHER		TRAINING		Total Contracts
	Federal	Non-Federal	Federal	Non-Federal	
July	\$ 612,297	\$ 2,463,009	\$ 0	\$ 516,113	\$ 3,591,419
August	\$ 1,986,095	\$ 2,895,583	\$ 0	\$ 259,042	\$ 5,140,720
September	\$ 4,885,993	\$ 3,085,836	\$ 0	\$ 468,792	\$ 8,440,621
October	\$ 8,399,199	\$ 5,101,643	\$ 24,000	\$ 1,736,983	\$ 15,261,830
November	\$ 6,697,038	\$ 5,377,880	\$ 0	\$ 272,174	\$ 12,347,090
December	\$ 4,603,284	\$ 4,681,336	\$ 0	\$ 86,262	\$ 9,370,882
Year to Date	\$ 27,183,910	\$ 23,605,290	\$ 24,000	\$ 3,339,366	\$ 54,152,560

Assuming acceptance of all awards by the Board of Regents

**Report of Grant and Contract Awards
of \$1,000,000 or More**

December 2006

**Requiring action of
The Board of Regents
of the
University of Washington**

**Office of Research
Office of Sponsored Programs**

Detail of Contract Awards

Federal

US Department of Health and Human Services (DHHS)

National Institutes of Health (NIH)

National Institute of Allergy and Infectious Diseases (NIAID)

To: Christopher B Wilson, Chair \$ 2,661,484
Department of Immunology

For: Population Genetics Analysis Program: Immunity to
Vaccines/Infections

Eff: 9/30/2004

*Total for National Institute of Allergy and Infectious Diseases
(NIAID):* \$ 2,661,484

Total for National Institutes of Health (NIH): \$ 2,661,484

Total for US Department of Health and Human Services (DHHS): \$ 2,661,484

Total for Federal: \$ 2,661,484

Total Contracts: \$ 2,661,484

Grand Total for all Awards \$ 2,661,484