



UNIVERSITY OF WASHINGTON
Board of Regents

October 11, 2007

TO: Members of the Board of Regents
Ex-officio Representatives to the Board of Regents

FROM: Michele M. Sams, Secretary of the Board of Regents

RE: Schedule of Meetings

THURSDAY, OCTOBER 18, 2007

11:00 a.m. – 12:20 p.m. 142 Gerberding Hall

**FINANCE, AUDIT AND FACILITIES
COMMITTEE:** Regents Blake (Chr), Barer,
Brotman, Jewell, Kiga, Simon

12:30 – 2:30 p.m. 142 Gerberding Hall

**ACADEMIC & STUDENT AFFAIRS
COMMITTEE:** Regents Simon (Chr), Barer,
Cole, Gates, Lennon, Proctor

in Joint Session with

**FINANCE, AUDIT AND FACILITIES
COMMITTEE:** Regents Blake (Chr), Barer,
Brotman, Jewell, Kiga, Simon

**3:00 p.m. Petersen Room
Allen Library**

**REGULAR MEETING OF BOARD OF
REGENTS**



**UNIVERSITY OF WASHINGTON
BOARD OF REGENTS**

Academic and Student Affairs Committee
Regents Simon (Chr), Barer, Cole, Gates, Lennon, Proctor

In Joint Sessions with

Members of the Finance, Audit and Facilities Committee
Regents Blake (Chr), Barer, Brotman, Jewell, Kiga, Simon

October 18, 2007

12:30 p.m. –2:30 p.m., 142 Gerberding Hall

- | | | | |
|----|---|--------------------|------|
| 1. | Academic and Administrative Appointments
Mark A. Emmert, President | ACTION | A-1 |
| 2. | Approval of University of Washington 2008 State Supplemental Budget Request
Mark A. Emmert
Gary R. Quarfoth, Interim Vice Provost for Planning & Budgeting | ACTION | F-8 |
| 3. | Husky Stadium
Todd Turner, Athletic Director, Intercollegiate Athletics
Daniel J. Evans, Chair, Stadium Advisory Committee
H. Jon Runstad, Chair of the Construction Methodology Subcommittee | INFORMATION | F-9 |
| 4. | SIS Academic Planning Update
Ana Mari Cauce, Executive Vice Provost
Randy Hodgins, Director of State Relations | INFORMATION | F-10 |
| 5. | Other Business | INFORMATION | |



**UNIVERSITY OF WASHINGTON
BOARD OF REGENTS**

Academic and Student Affairs Committee
Regents Simon (Chr), Barer, Cole, Gates, Lennon, Proctor

In Joint Sessions with

Members of the Finance, Audit and Facilities Committee
Regents Blake (Chr), Barer, Brotman, Jewell, Kiga, Simon

October 18, 2007

12:30 p.m. –2:30 p.m., 142 Gerberding Hall

- | | | | |
|----|---|--------------------|------|
| 1. | Academic and Administrative Appointments
Mark A. Emmert, President | ACTION | A-1 |
| 2. | Approval of University of Washington 2008 State Supplemental Budget Request
Mark A. Emmert
Gary R. Quarfoth, Interim Vice Provost for Planning & Budgeting | ACTION | F-8 |
| 3. | Husky Stadium
Todd Turner, Athletic Director, Intercollegiate Athletics
Daniel J. Evans, Chair, Stadium Advisory Committee
H. Jon Runstad, Chair of the Construction Methodology Subcommittee | INFORMATION | F-9 |
| 4. | SIS Academic Planning Update
Ana Mari Cauce, Executive Vice Provost
Randy Hodgins, Director of State Relations | INFORMATION | F-10 |
| 5. | Other Business | INFORMATION | |



AGENDA

BOARD OF REGENTS University of Washington

October 18, 2007

3:00 p.m. – Petersen Room, Allen Library

(Item No.)

I. CALL TO ORDER

II. ROLL CALL

III. CONFIRM AGENDA

IV. REPORT OF THE CHAIR OF THE BOARD OF REGENTS: Regent Barer

V. REPORT OF THE UNIVERSITY PRESIDENT: Dr. Emmert

VI. CONSENT AGENDA

Grant and Contract Awards – July, 2007 F-2

West Campus Parking Garage Expansion Revised Budget, Financing Plan & Delegated Authority F-6

Approval of University of Washington 2008 State Supplemental Budget Request F-8

VII. STANDING COMMITTEES

Joint Session

A. Academic and Student Affairs Committee: Regent Simon – Chair

B. Finance and Audit Committee: Regent Blake - Chair

Academic and Administrative Appointments (**ACTION**) A-1

Husky Stadium (Information only) F-9

SIS (Skagit, Island & Snohomish Counties) Academic Planning Update (Information only) F-10

B. Finance, Audit and Facilities Committee: Regent Blake - Chair

Report of Contributions – August, 2007 (Information only)	F-1
Actions Taken Under Delegated Authority (Information only)	F-3
Capital Projects Office Semi-Annual Report (Information only)	F-5
UWINCO Update (Information only)	F-7

VIII. OTHER BUSINESS

Reports from ex-officio representatives to the Board:

Faculty Senate Chair – Professor Dan Luchtel

ASUW President – Mr. Tyler W. Dockins

GPSS President – Mr. David B. Brown

Alumni Association President – Mr. Norm Proctor

IX. DATE FOR NEXT REGULAR MEETING: November 15, 2007

X. ADJOURNMENT

MINUTE
BOARD OF REGENTS
University of Washington
October 18, 2007

The Board of Regents held its regular meeting on Thursday, October 18, 2007, beginning at 3:00 p.m. in the Petersen Room of the Allen Library. The notice of the meeting was appropriately provided to the public and the press.

CALL TO ORDER

ROLL CALL

Assistant Secretary Keith called the roll: Present were Regents Barer (presiding), Blake, Brotman, Cole, Gates, Jewell, Kiga, Lennon, Proctor, Simon; Dr. Emmert, Dr. Wise, Ms. Warren, Ms. Sams; ex-officio representatives: Professor Luchtel, Mr. Dockins, Ms. Brown, Mr. Proctor.

Absent: Regents Brotman, Jewell, Kiga

CONFIRM AGENDA

The agenda was confirmed as presented.

REPORT OF THE CHAIR OF THE BOARD OF REGENTS: Regent Barer

Regent Barer announced the Board would discuss and take action on compensation for the President at its November meeting. Earlier it was anticipated the discussion and action would occur at the October meeting, but due to the absence of three Regents it has been delayed until the November meeting. Regent Barer also announced that prior to the Apple Cup football game on Saturday, November 24, the Board of Regents of Washington State University and the University of Washington will hold a joint meeting in the Husky Hall of Fame Room in the Bank of America Hec Edmundson Pavilion. The time of that meeting will be announced as soon as the time of the Apple Cup game has been announced by the television stations covering the game. It is expected Governor Gregoire will attend.

REPORT OF THE UNIVERSITY PRESIDENT: Dr. Emmert

President Emmert noted the University of Washington faculty and the institution more broadly continue to receive extraordinary awards and recognitions. Most recently, the Nobel Peace Prize awarded to former Vice President Al Gore and the United Nations Intergovernmental Panel on Climate Change (IPCC) for work on global climate change had more than 50 faculty and numbers of graduate and undergraduate students contribute to that work. The University will celebrate these contributors in the near future.

Dr. Emmert also announced:

- 2008 U.S. News & World Report ranking of America's best national universities have placed the UW eleventh among public universities and forty-second overall.

In the Shanghai Jiao Ton University academic ranking of world universities for 2007, the University of Washington has moved up a spot from number 17 to number 16 in the world.

- Two University of Washington faculty members and one UW alumnus are among the 24 people named as MacArthur Fellows for 2007 by the John D. and Catherine T. MacArthur Foundation. These awards are often referred to as the “genius awards,” and are given each year to United States residents of any age and in any field who show “exceptional creativity in their work and the prospect for still more in the future.” The UW recipients include Associate Professor Yoky Matsuoka of the Department of Computer Science and Engineering, Dr. Mark Roth, a biomedical scientist at the Fred Hutchinson Cancer Research Center and an affiliate associate professor in the UW Department of Biochemistry. The alumnus winner is Dr. Mark Edwards, the Charles P. Lunsford Professor in the Department of Civil and Environmental Engineering at Virginia Tech, who received his Ph.D. from the UW in 1991.

Dr. Emmert reported the UW has created a Faculty Wall in the main rotunda of Suzzallo Library, the intellectual heart of the University, to pay recognition to its faculty who has achieved one of the major recognitions or awards given by various organizations and national bodies. The wall will be dedicated later autumn quarter.

President Emmert noted recently there has been much discussion on campus and in the press about the creation of a new entity that would focus on the environment. For the time being it is being referred to as the College of the Environment. The intention is to be able to take advantage of the four hundred or more faculty who are actively engaged in research and teaching programs in the environment. Provost Phyllis Wise is leading an effort to define this new unit and over the next several months’ discussion with faculty and others will determine what the best structure might be.

CONSENT AGENDA

Regent Barer noted there were three items for approval on the consent agenda, and called for a motion.

MOTION: Upon the recommendation of the Chair of the Board and the motion made by Regent Proctor seconded by Regent Herb Simon the Board voted to approve the three items on the consent agenda as shown below:

Grant and Contract Awards – July, 2007 (Agenda no. F-2)

It was the recommendation of the administration and the Finance, Audit and Facilities Committee that the Board of Regents accept Grant and Contract Awards for the month of June, in the total amount of \$82,565,740.

West Campus Parking Garage Expansion Revised Budget, Financing Plan & Delegated Authority (Agenda no. F-6)

It was the recommendation of the administration and the Finance, Audit and Facilities Committee that the Board of Regents approve:

- 1) an increase in the total project budget for the West Campus Garage Expansion project be increased from \$12,785,000 to \$17,900,000;
- 2) financing the construction of the project through the issuance of up to \$4 million in short term notes (commercial paper) and the issuance of long term debt in the amount required to pay off the notes when UW General Revenue bonds are next issued.; and,
- 3) delegation of authority to the President or his designee to:
 - a. award a construction contract, subject to the scope, budget and funding remaining within 10% of the established budget,
 - b. execute documents as required to compete the interim and permanent financings, including the authority to set maturities and roll periods for the short term notes prior to obtaining permanent financing.

Approval of University of Washington 2008 State Supplemental Budget Request
(Agenda no. F-8)

It was the recommendation of the administration and of the Finance, Audit and Facilities Committee and the Academic and Student Affairs Committee that the Board of Regents approve the 2008 state supplemental budget request described in the body of this item. As this supplemental budget request is discussed with the State Office of Financial Management, the Board of Regents delegates to the President the authority to revise elements of this supplemental budget request in light of future discussions with the Governor's Office or updated information that changes the amount of support requested for a particular item.

STANDING COMMITTEES

Joint Session

- A. ACADEMIC AND STUDENT AFFAIRS COMMITTEE: Regent Simon, Chair**
B. FINANCE, AUDIT AND FACILITIES: Regent Blake - Chair

Regent Simon noted his report would be short due to the fact that several of the items that were to be discussed at this meeting were moved to the November agenda.

Academic and Administrative Appointments (Agenda no. A-1)

MOTION: Upon the recommendation of the administration and the motion made by Regent Proctor, seconded by Regent Blake the Board voted to approve the personnel appointments. Regent Lennon abstained from the discussion and vote.

SIS (Skagit, Island & Snohomish Counties) Academic Planning Update (Information only) (Agenda no. F-10)

Regent Simon noted there was good discussion on the UW North Campus, including potential sites, the academic plan and community outreach. Former President Lee Huntsman and Executive Vice Provost Ana Mari will report finalized details about the UW North Campus at the November Board of Regents' meeting. The finalized recommendations are due to the Governor and legislature the same date.

Husky Stadium (Information only) (Agenda no. F-9)

Regent Blake reported the Stadium Advisory Committee, chaired by Governor Daniel J. Evans, is fully engaged in finalizing exactly what will be needed financially to renovate or build a new stadium and a timeline for doing so. It is clear there is great financial need to address deferred maintenance and to create a first-class football operation. The committees will hear more at its next meeting on November 15, 2007.

Other Business (Information only)

Chairman Barer noted there were three other items of business discussed at the Joint Committee meeting.

1. There was a fuller explanation and robust discussion of issues surrounding the relationship of the Husky Promise program and how it relates to the process for students who speak English as a Second Language. President Emmert announced there is a group looking into the requirements and how they are administered. He will report to the Board the groups recommendations at a future meeting.
2. The Regents discussed the issue of whether or not sufficient time is being allowed to discuss and ask questions about items being presented to them. Regent Barer noted the responsibility of the Board is to vet through appropriate questioning and dialogue the validity of management decisions and not to micromanage. Early discussion indicated the Board may wish to start meeting earlier in the morning and go later into the afternoon. This would allow more time for discussion and questions. Regent Barer reported Regent Gates raised the important question of whether the Board has the appropriate committee formation to be most effective.
3. Regent Barer asked the Regents to think about whether or not minutes should be kept of committee meetings or whether it should be the responsibility of the committee chairs to report for the record at the full Board meeting.

B. FINANCE, AUDIT AND FACILITIES COMMITTEE: Regent Blake, Chair

Regent Blake highlighted the capital projects semi-annual report. The committee reviewed schedules of projects that had been closed out in the last six months and all were completed on time and on budget, even though construction costs in Seattle continue to rise. She complimented staff for their good work on those projects.

Report of Contributions - August, 2007 (Agenda no. F-1) (Information only)

Actions Taken Under Delegated Authority (Agenda no. F-3) (Information only)

Capital Projects Office Semi-Annual Report (Agenda no. F-5) (Information only)

UWINCO Update (Agenda no. F-6) (Information only)

Regent Blake reported investment performance continues to be good for the first quarter of this year. At the November meeting, Treasury staff will propose increasing allocations to the emerging market on a temporary basis.

REPORTS FROM EX OFFICIO REPRESENTATIVES TO THE BOARD OF REGENTS

Faculty Senate Chair: Professor Dan Luchtel

Professor Luchtel announced his top five priorities for the year. (1) Restructure the faculty salary policy. Professor Luchtel plans to form a new Senate Committee on Salary Policy to continue the work that was begun by last year's chair, Professor Gail Stygall. His goal is to have a revised policy that will satisfy the Board of Regents, the administration and the faculty. (2) Improved childcare facilities. Professor Luchtel said he was pleased to see it as one of the items on the State Supplemental Budget Request. (3) Review the Faculty Grievance Procedures. Professor Luchtel believes it would be useful to have something like a *Best Practices* or a *Stand Operating Procedures* document that would be available on line on the Faculty Website to help faculty understand grievance procedures. (4) Appointment of a faculty member to the Board of Regents. A bill was introduced during the last session of the State Legislature but it died in committee. A compromise bill will be resubmitted this year. (5) Begin discussions about the structure of the Senate and the Senate Executive Committee and possible ways to modify these bodies to stimulate more engaged input by the Senators, including more debate of the issues.

ASUW President: Mr. Tyler J. Dockins

Mr. Tyler reported the ASUW continues to work on the creation of a student foundation and plans are underway to expand the number of participating campus coffee across campus. This program, called the Change Program, allows customers to donate change they would have given as tips to their baristas. Washington laws do not allow state workers to accept tips. The donated money will be used to fund student scholarships. Plans are underway to expand the number of locations. Mr. Tyler announced students are preparing for homecoming which is Saturday, October 27.

GPSS President: Ms. David B. Brown

Mr. Brown reported the Graduate and Professional Student Senate hosted its first Senate meeting the prior evening. He said he recently attended a meeting with the Washington Student Lobby (WSL) regarding childcare. Those in attendance included several

members of the House of Representatives, lobbyist from community colleges, representatives from the League of Education Voters and other key stakeholders. The WSL will likely reintroduce legislation this year to revise the Higher Education Coordinating (HEC) Board grant-making process to modify the manner in which the HEC Board grants are given so there would be a proportionate match rather than a competitive match. Mr. Brown said the plans are moving ahead for the December 7 summit entitled, "Meeting Employer Demand in the Coming Decade," Regent Jewell has agreed to moderate the business panel. The summit focuses on graduate and professional degree production in the context of high demand fields. Ms. Anne Daley, Executive Director of the HEC Board will present a ten-year projection of the demand.

Alumni Association President: Mr. Norm Proctor

Regent Barer welcomed Mr. Proctor to his first Board of Regents meeting. Mr. Proctor said he was an honor to be at the meeting representing the Alumni Association. He thanked Ms. Connie Kravas, Vice President for Development and Alumni Association, for a fabulous job of working with the Alumni Association and he also thanked Mr. Chuck Blumenfeld, the new Executive Director of the Alumni Association, who is also doing a great job. Mr. Proctor said he is excited about the coming year and about being a part of the UW and the Alumni Association. He noted Husky Homecoming is scheduled for Saturday, October 27, and listed a number of activities associated with that event. The Dawg Dash was recently held and drew approximately 2,000 runners and walkers. The event raised over \$10,000 for scholarships.

DATE FOR NEXT MEETING

The next regular meeting of the Board of Regents will be held on Thursday, November 15, 2007, on campus.

ADJOURNMENT

The regular meeting was adjourned at 4:15 p.m.



Michele M. Sams
Secretary of the Board of Regents

VII. STANDING COMMITTEES

A. Academic and Student Affairs Committee

Academic and Administrative Appointments

RECOMMENDED ACTION:

It is the recommendation of the administration and the Academic and Student Affairs Committee that the Board of Regents approve the appointments to the University faculty and administration as presented on the attached list.

Attachment: Personnel Recommendations

COLLEGE OF ARCHITECTURE AND URBAN PLANNING

DEPARTMENT OF LANDSCAPE ARCHITECTURE

NEW APPOINTMENTS

WAY, THAISA

(BS, 1985, UNIVERSITY OF CALIFORNIA (BERKELEY); MArch, 1991, UNIVERSITY OF VIRGINIA; PHD, 2005, CORNELL UNIVERSITY) TO BE ASSISTANT PROFESSOR OF LANDSCAPE ARCHITECTURE AT A SALARY RATE OF \$58,000 OVER NINE MONTHS, EFFECTIVE 9/1/2007. (PRIOR TO THIS APPOINTMENT, DR. WAY WAS A VISITING ASSISTANT PROFESSOR OF LANDSCAPE ARCHITECTURE AT SUNY-SYRACUSE.)

COLLEGE OF ARTS AND SCIENCES

DEPARTMENT OF ANTHROPOLOGY

ADMINISTRATIVE APPOINTMENTS

WYLIE, ALISON

(BA, 1976, MOUNT ALISON UNIVERSITY (CANADA); MA, 1979, STATE UNIV OF NEW YORK (BINGHAMTON); PHD, 1982, STATE UNIV OF NEW YORK (BINGHAMTON)) TO BE ACTING CHAIR OF ANTHROPOLOGY, EFFECTIVE 12/16/2007. (DR. WYLIE WILL CONTINUE AS PROFESSOR OF PHILOSOPHY AND OF ANTHROPOLOGY AND ADJUNCT PROFESSOR OF WOMEN STUDIES.)

DEPARTMENT OF EARTH AND SPACE SCIENCES

NEW APPOINTMENTS

BANDFIELD, JOSHUA LOUIS

(BS, 1996, UNIVERSITY OF CALIFORNIA (SANTA BARBARA); PHD, 2000, ARIZONA STATE UNIVERSITY) TO BE RESEARCH ASSISTANT PROFESSOR OF EARTH AND SPACE SCIENCES AT A SALARY RATE OF \$78,000 OVER TWELVE MONTHS, EFFECTIVE 3/1/2008. (DR. BANDFIELD IS CURRENTLY A RESEARCH SPECIALIST PRINCIPAL AT ARIZONA STATE UNIVERSITY.)

DEPARTMENT OF ENGLISH

ENDOWED APPOINTMENTS

BROWN, MARSHALL JOSEPH

(BA, 1965, HARVARD UNIVERSITY; MPhil, 1969, YALE UNIVERSITY; PHD, 1972, YALE UNIVERSITY) TO BE HOLDER OF THE COLLEGE OF ARTS AND SCIENCES DISTINGUISHED TERM PROFESSORSHIP OVER NINE MONTHS, EFFECTIVE 9/16/2007. (PROFESSOR BROWN WILL CONTINUE AS PROFESSOR OF ENGLISH AND PROFESSOR OF COMPARATIVE LITERATURE.)

DEPARTMENT OF HISTORY

ENDOWED APPOINTMENTS

STACEY, ROBERT

(BA, 1975, WILLIAMS COLLEGE; MA, 1978, YALE UNIVERSITY; MPhil, 1979, YALE UNIVERSITY; PHD, 1983, YALE UNIVERSITY) TO BE DIVISIONAL DEAN OF ARTS AND HUMANITIES OVER NINE MONTHS, EFFECTIVE 10/1/2007. (PROFESSOR STACEY WILL CONTINUE AS PROFESSOR OF HISTORY.)

TOEWS, JOHN EDWARD

(BA, 1966, UNIVERSITY OF MANITOBA (CANADA); MA, 1968, HARVARD UNIVERSITY; PHD, 1973, HARVARD UNIVERSITY) TO BE HOLDER OF THE GIOVANNI AND AMNE COSTIGAN ENDOWED PROFESSORSHIP IN HISTORY OVER NINE MONTHS, EFFECTIVE 9/1/2007. (PROFESSOR TOEWS WILL CONTINUE AS PROFESSOR OF HISTORY.)

DEPARTMENT OF INTERNATIONAL STUDIES

ENDOWED APPOINTMENTS

NAM, HWASOOK

(BA, 1984, SEOUL NATIONAL UNIVERSITY (KOREA); MA, 1989, SEOUL NATIONAL UNIVERSITY (KOREA); PHD, 2003, UNIVERSITY OF WASHINGTON) TO BE HOLDER OF THE JAMES B. PALAIS ENDOWED PROFESSORSHIP OVER NINE MONTHS, EFFECTIVE 9/16/2007. (PROFESSOR NAM WILL CONTINUE AS ASSISTANT PROFESSOR OF INTERNATIONAL STUDIES AND OF HISTORY.)

DIVISION OF SPANISH AND PORTUGUESE STUDIES

NEW APPOINTMENTS

FERNANDEZ DOBAO, ANA

(BA, 1996, UNIVERSITY OF SANTIAGO (SPAIN); MA, 1999, UNIVERSITY OF SANTIAGO (SPAIN); PHD, 2005, UNIVERSITY OF SANTIAGO (SPAIN)) TO BE ASSISTANT PROFESSOR OF SPANISH AND PORTUGUESE STUDIES AT A SALARY RATE OF \$58,005 OVER NINE MONTHS, EFFECTIVE 9/16/2007. (PRIOR TO THIS APPOINTMENT, DR. FERNANDEZ DOBAO WAS A VISITING PROFESSOR AT THE UNIVERSITY OF MONTREAL.)

SCHOOL OF ART

NEW APPOINTMENTS

FEIL, MAGNUS

(PHD, 2004, OHIO STATE UNIVERSITY) TO BE ASSISTANT PROFESSOR OF ART AT A SALARY RATE OF \$59,004 OVER NINE MONTHS, EFFECTIVE 3/28/2008. (DR. FEIL IS CURRENTLY A DESIGN CONSULTANT IN GERMANY.)

MATTHEWS, KRISTINE

(BFA, 1991, UNIVERSITY OF WASHINGTON; MA, 1997, ROYAL COLLEGE OF ART (UK)) TO BE ASSISTANT PROFESSOR OF ART AT A SALARY RATE OF \$58,005 OVER NINE MONTHS, EFFECTIVE 9/16/2007. (PRIOR TO THIS APPOINTMENT, DR. MATTHEWS WAS DIRECTOR OF THOMAS.MATTHEWS LTD.)

MICHAEL G. FOSTER SCHOOL OF BUSINESS

DEPARTMENT OF INFORMATION SYSTEMS AND OPERATIONS MANAGEMENT

NEW APPOINTMENTS

KUO, CHING-CHUNG

(BS, 1978, NATIONAL CHENG-KUNG UNIVERSITY (TAIWAN); MBA, 1982, TAMKANG UNIVERSITY (TAIWAN); PHD, 1989, NORTHWESTERN UNIVERSITY) TO BE VISITING ASSOCIATE PROFESSOR, PART-TIME, OF INFORMATION SYSTEMS AND OPERATIONS MANAGEMENT AT A SALARY RATE OF \$36,180 OVER NINE MONTHS, EFFECTIVE 9/16/2007. (DR. KUO IS AN ASSOCIATE PROFESSOR AT THE UNIVERSITY OF NORTH TEXAS.)

COLLEGE OF ENGINEERING

DEPARTMENT OF CIVIL AND ENVIRONMENTAL ENGINEERING

NEW APPOINTMENTS

HAMLET, ALAN

(BA, 1981, UNIVERSITY OF ROCHESTER; BSENG, 1992, UNIVERSITY OF WASHINGTON; MS, 1996, UNIVERSITY OF WASHINGTON; PHD, 2006, UNIVERSITY OF WASHINGTON) TO BE RESEARCH ASSISTANT PROFESSOR OF CIVIL AND ENVIRONMENTAL ENGINEERING AT A SALARY RATE OF \$87,720 OVER TWELVE MONTHS, EFFECTIVE 9/1/2007. (PRIOR TO THIS APPOINTMENT, DR. HAMLET WAS A RESEARCH SCIENTIST AT THE CENTER FOR SCIENCE IN THE EARTH SYSTEM.)

DEPARTMENT OF COMPUTER SCIENCE AND ENGINEERING

NEW APPOINTMENTS

MAUSAM

(BS, 2001, INDIAN INSTITUTE OF TECHNOLOGY (INDIA); MS, 2004, UNIVERSITY OF WASHINGTON; PHD, 2007, UNIVERSITY OF WASHINGTON) TO BE RESEARCH ASSISTANT PROFESSOR OF COMPUTER SCIENCE AND ENGINEERING AT A SALARY RATE OF \$110,004 OVER TWELVE MONTHS, EFFECTIVE 9/16/2007. (PRIOR TO THIS APPOINTMENT, DR. MAUSAM WAS A RESEARCH ASSOCIATE IN THE SAME DEPARTMENT.)

DEPARTMENT OF ELECTRICAL ENGINEERING

NEW APPOINTMENTS

HOCHBERG, MICHAEL

(BS, 2002, CALIFORNIA INSTITUTE OF TECHNOLOGY; MA, 2005, CALIFORNIA INSTITUTE OF TECHNOLOGY; PHD, 2006, CALIFORNIA INSTITUTE OF TECHNOLOGY) TO BE ASSISTANT PROFESSOR OF ELECTRICAL ENGINEERING AT A SALARY RATE OF \$86,300 OVER NINE MONTHS, EFFECTIVE 9/16/2008. (DR. HOCHBERG IS CURRENTLY AN ACTING ASSISTANT PROFESSOR-TEMPORARY IN THE SAME DEPARTMENT.)

COLLEGE OF OCEAN AND FISHERY SCIENCES

DEPARTMENT OF MARINE AFFAIRS

ADMINISTRATIVE APPOINTMENTS

HUPPERT, DANIEL

(BA, 1968, UNIVERSITY OF REDLANDS; MA, 1972, UNIVERSITY OF WASHINGTON; PHD, 1975, UNIVERSITY OF WASHINGTON) TO BE ACTING DIRECTOR OF MARINE AFFAIRS, EFFECTIVE 9/16/2007. (WILL CONTINUE AS PROFESSOR OF MARINE AFFAIRS.)

INFORMATION SCHOOL

INFORMATION SCHOOL

ADMINISTRATIVE APPOINTMENTS

SAXTON, MATTHEW

(BA, 1991, OCCIDENTAL COLLEGE; MLS, 1994, UNIVERSITY OF CALIFORNIA (LOS ANGELES); PHD, 2000, UNIVERSITY OF CALIFORNIA (LOS ANGELES)) TO BE APPOINTED AS ASSOCIATE DEAN FOR ACADEMICS OVER NINE MONTHS, EFFECTIVE 8/16/2007. (DR. SAXTON WILL CONTINUE AS SENIOR LECTURER OF INFORMATION SCHOOL.)

SCHOOL OF DENTISTRY

DEPARTMENT OF ORAL AND MAXILLOFACIAL SURGERY

NEW APPOINTMENTS

ENGELSTAD, MARK E

(DDS, 1994, UNIVERSITY OF MINNESOTA; MD, 1997, UNIVERSITY OF LOUISVILLE) TO BE CLINICAL ASSOCIATE PROFESSOR-DENTAL PATHWAY OF ORAL AND MAXILLOFACIAL SURGERY AT A SALARY RATE OF \$300,000 OVER TWELVE MONTHS, EFFECTIVE 10/1/2007. (PRIOR TO THIS APPOINTMENT, DR ENGELSTAD WAS HEAD OF ORAL AND MAXILLOFACIAL SURGERY AT THE HENNEPIN COUNTY MEDICAL CENTER.)

DEPARTMENT OF PEDIATRIC DENTISTRY

NEW APPOINTMENTS

LIN, JENN-YIH

(DDS, 1995, NATIONAL YANG-MING UNIVERSITY (TAIWAN); MS, 2003, TUFTS UNIVERSITY) TO BE ASSISTANT PROFESSOR OF PEDIATRIC DENTISTRY AT A SALARY RATE OF \$117,024 OVER TWELVE MONTHS, EFFECTIVE 10/1/2007. (PRIOR TO THIS APPOINTMENT, DR. LIN WAS AN ACTING ASSISTANT PROFESSOR IN THE SAME DEPARTMENT.)

SCHOOL OF MEDICINE

DEPARTMENT OF GLOBAL HEALTH

NEW APPOINTMENTS

CELUM, CONNIE

(BA, 1979, STANFORD UNIVERSITY; MD, 1984, UNIVERSITY OF CALIFORNIA (SAN FRANCISCO); MPH, 1989, UNIVERSITY OF WASHINGTON) TO BE PROFESSOR OF GLOBAL HEALTH –MEDICINE AND PROFESSOR OF GLOBAL HEALTH-PUBLIC HEALTH AT A SALARY RATE OF \$214,656 OVER TWELVE MONTHS, EFFECTIVE 8/1/2007. (PRIOR TO THIS APPOINTMENT, DR. CELUM WAS A PROFESSOR WITHOUT TENURE IN THE DEPARTMENT OF MEDICINE.)

DEPARTMENT OF ORTHOPAEDICS AND SPORTS MEDICINE

NEW APPOINTMENTS

WARME, WINSTON JOHN

(BA, 1984, UNIVERSITY OF COLORADO (COLORADO SPRINGS); MD, 1989, UNIFORMED SERVICE U OF THE HEALTH SC.) TO BE ASSOCIATE PROFESSOR WITHOUT TENURE OF ORTHOPAEDICS AND SPORTS MEDICINE AT A SALARY RATE OF \$137,508 OVER TWELVE MONTHS, EFFECTIVE 9/17/2007. (PRIOR TO THIS APPOINTMENT, DR. WARME WAS CHIEF OF SURGERY AT TEXAS TECH UNIVERSITY OF HEALTH SCIENCES.)

DEPARTMENT OF PEDIATRICS

NEW APPOINTMENTS

KARR, CATHERINE

(BS, 1984, UNIVERSITY OF MICHIGAN; MS, 1989, UNIVERSITY OF WASHINGTON; MD, 1999, UNIVERSITY OF WASHINGTON; PHD, 2004, UNIVERSITY OF WASHINGTON) TO BE ASSISTANT PROFESSOR WITHOUT TENURE OF PEDIATRICS AT A SALARY RATE OF \$115,080 OVER TWELVE MONTHS, EFFECTIVE 10/1/2007. (PRIOR TO THIS APPOINTMENT, DR. KARR WAS AN ACTING ASSISTANT PROFESSOR-TEMPORARY IN THE SAME DEPARTMENT.)

DEPARTMENT OF RADIOLOGY

NEW APPOINTMENTS

RELYEA-CHEW, ANNEMARIE

(BA, 1977, RUTGERS UNIVERSITY; MA, 1985, UNIVERSITY OF FLORIDA; JD, 1989, SYRACUSE UNIVERSITY; MS, 2005, WAKE FOREST UNIVERSITY) TO BE ASSISTANT PROFESSOR WITHOUT TENURE OF RADIOLOGY AT A SALARY RATE OF \$85,008 OVER TWELVE MONTHS, EFFECTIVE 10/1/2007. (PRIOR TO THIS APPOINTMENT, DR. RELYEA-CHEW WAS A RESEARCH SCIENTIST IN THE SAME DEPARTMENT.)

DEPARTMENT OF SURGERY

NEW APPOINTMENTS

GOW, KENNETH WILLIAM

(BSCE, 1987, UNIVERSITY OF MANITOBA (CANADA); MD, 1991, UNIVERSITY OF MANITOBA (CANADA); MS, 1997, UNIVERSITY OF BRITISH COLUMBIA (CANADA)) TO BE ASSOCIATE PROFESSOR WITHOUT TENURE OF SURGERY PAID DIRECT BY CHILDREN'S HOSPITAL AND REGIONAL MEDICAL CENTER EFFECTIVE 9/1/2007. (PRIOR TO THIS APPOINTMENT, DR. GOW WAS AN ASSISTANT PROFESSOR OF PEDIATRICS AND SURGERY AT EMORY UNIVERSITY.)

SCHOOL OF NURSING

DEPARTMENT OF FAMILY AND CHILD NURSING

NEW APPOINTMENTS

HUNTER, CHRISTINE ANNE

(BSN, 1986, UNIVERSITY OF CALIFORNIA (SAN FRANCISCO); MSN, 1991, UNIVERSITY OF COLORADO (DENVER)) TO BE SENIOR LECTURER OF FAMILY AND CHILD NURSING AT A SALARY RATE OF \$64,863 OVER NINE MONTHS, EFFECTIVE 9/16/2007. (PRIOR TO THIS APPOINTMENT MS. HUNTER WAS A LECTURER IN THE SAME DEPARTMENT.)

SHIRLEY, JAMIE LYNN

(BSN, 1988, UNIVERSITY OF PENNSYLVANIA; MSN, 1990, UNIVERSITY OF PENNSYLVANIA; PHD, 2005, UNIVERSITY OF WASHINGTON) TO BE RESEARCH ASSISTANT PROFESSOR OF FAMILY AND CHILD NURSING AT A SALARY RATE OF \$84,000 OVER TWELVE MONTHS, EFFECTIVE 9/16/2007. (PRIOR TO THIS APPOINTMENT, DR. SHIRLEY WAS A LECTURER IN THE NURSING PROGRAM AT UNIVERSITY OF WASHINGTON, TACOMA.)

SCHOOL OF PUBLIC HEALTH AND COMMUNITY MEDICINE

DEPARTMENT OF HEALTH SERVICES

NEW APPOINTMENTS

ZELIADT, STEVEN

(BA, 1994, GRINELL COLLEGE; MPH, 2000, UNIVERSITY OF WASHINGTON; PHD, 2004, UNIVERSITY OF WASHINGTON) TO BE RESEARCH ASSISTANT PROFESSOR OF HEALTH SERVICES PAID DIRECT BY VETERANS AFFAIRS PUGET SOUND HEALTH CARE SYSTEM EFFECTIVE 11/1/2007. (CURRENTLY DR. ZELIADT IS AN INVESTIGATOR WITH THE HEALTH SERVICES RESEARCH AND DEVELOPMENT SERVICE AT VA PUGET SOUND HEALTH CARE SYSTEM.)

UNIVERSITY OF WASHINGTON, TACOMA

INTERDISCIPLINARY ARTS AND SCIENCES PROGRAM

ENDOWED APPOINTMENTS

HONEY, MICHAEL

(BA, 1969, OAKLAND UNIVERSITY; MA, 1978, HOWARD UNIVERSITY; PHD, 1988, NORTHERN ILLINOIS UNIVERSITY) TO BE HOLDER OF THE FRED T. AND DOROTHY G. HALEY ENDOWED PROFESSORSHIP IN THE HUMANITIES, EFFECTIVE 9/16/2007. (PROFESSOR HONEY WILL CONTINUE AS PROFESSOR OF THE INTERDISCIPLINARY ARTS AND SCIENCES PROGRAM.)

SOCIAL WORK PROGRAM

ADMINISTRATIVE APPOINTMENTS

DIEHM, THOMAS

(BA, 1978, UNIVERSITY OF NEBRASKA; MA, 1980, INDIANA UNIVERSITY; MSW, 1993, UNIVERSITY OF DENVER) TO BE DIRECTOR OF THE SOCIAL WORK PROGRAM, EFFECTIVE 8/16/2007. (WILL CONTINUE AS SENIOR LECTURER IN THE SOCIAL WORK PROGRAM.)

VII. STANDING COMMITTEES

B. Finance, Audit and Facilities Committee

UW

Report of Contributions

University of Washington
University of Washington Foundation

August, 2007

NOTES AS OF AUGUST 31, 2007

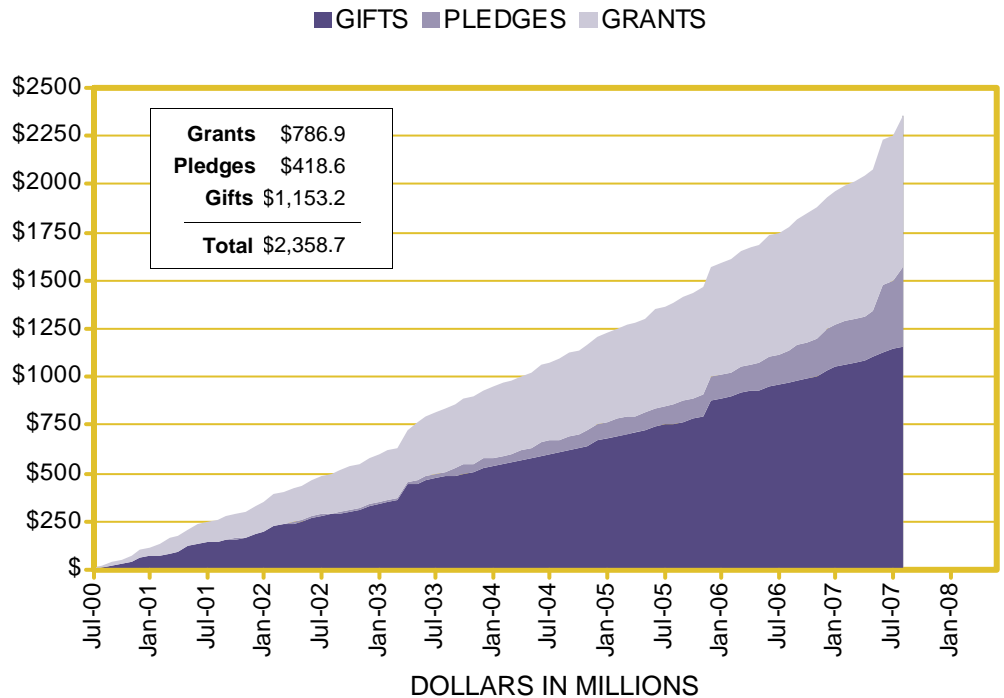
DATA POINTS

\$2,358,708,266 has been raised toward our campaign goal of \$2.5 billion.

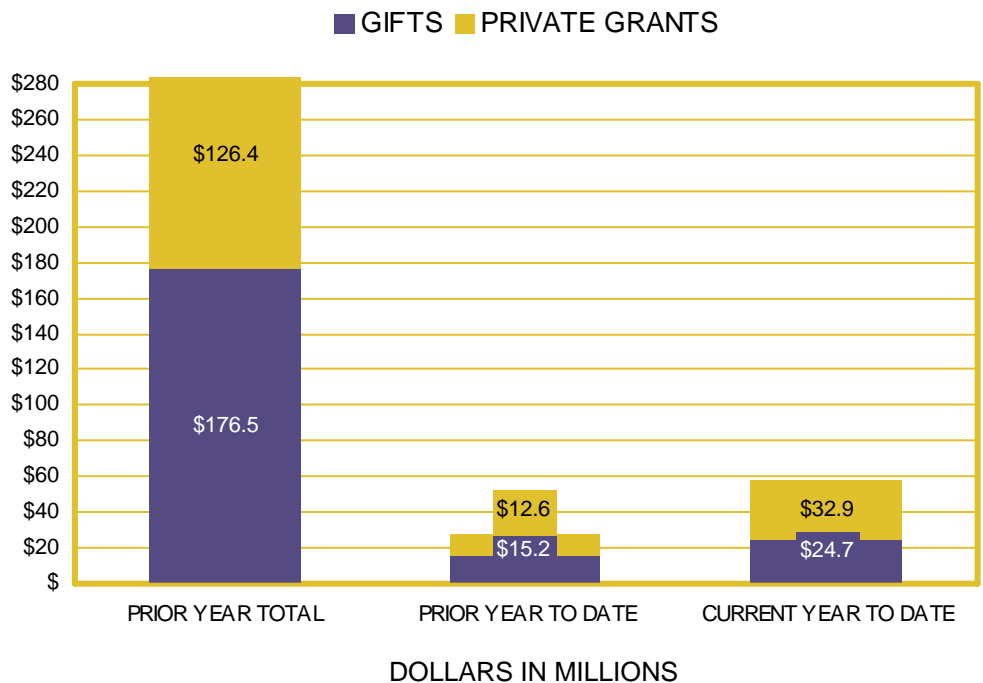
The UW received \$38.0 million in total private voluntary support (\$11.4 million in gifts and \$26.6 in grants) in August.

Areas including Arts and Sciences, Broadcast Services, Education, Engineering, Evans Schl. of Pub. Affairs, Forest Resources, Graduate School, Information School, Intercollegiate Athletics, Law, Libraries, Nursing, Ocean and Fisheries, Pharmacy, Scholar. & Student Progs., Social Work, UW Bothell and UW Medicine are ahead of last year's year-to-date totals.

FUNDRAISING PROGRESS SINCE JULY 1, 2000



CURRENT GIFT AND PRIVATE GRANT TOTALS



AUGUST 2007 GIFTS AND IMPACT

Selected gifts representing private support for one of the University of Washington's key fundraising priorities -- student, faculty, program and facility support.

Pacific Northwest Friends of FSH Research- \$50,000 to UW Medicine

- This grant to the Division of Medical Genetics will support the research of Joel Chamberlain, Ph.D., who is studying facioscapulohumeral dystrophy (FSHD), a common form of muscular dystrophy affecting the face, shoulders, arms and legs. FSHD affects approximately one in 20,000 people and is often diagnosed in teens.
- Pacific Northwest Friends of FSH Research was founded by Terry and Rick Colella, both UW alumni whose son Brian, 20, was diagnosed with the degenerative disease in 2004. The organization hosts an annual gala dinner and auction each January called FiSHing for a Cure. The 2007 event raised more than \$200,000.
- Pacific Northwest Friends of FSH Research has provided gifts and grants in support of the work of several UW researchers since 2006 and is enabling FSHD studies that otherwise would not be possible.

Jack and Ann Rhodes - \$50,000 to Intercollegiate Athletics

- This gift to the Galvagno/Rhodes Scholarship Endowment for Husky Athletics will help financially needy undergraduate student athletes participating in the men's basketball and football programs at the UW .
- Jack Rhodes, a University of Washington Business School professor, and Ann Rhodes established the endowment in partnership with Remo and Sheila Ann Galvagno, longtime friends of the Rhodes. Both couples attended the University of Washington together and Jack and Remo serve together on Intercollegiate Athletics' Tyee Board.
- A consortium of multiple gifts that aggregate to at least \$100,000 – as created by the Galvagnos and Rhodes – is one of many ways for donors to maximize their investment in student support at the University of Washington. Until the end of Campaign UW: Creating Futures on June 30, 2008, the University will match at 50 percent any qualifying gift to needs-based Students First scholarships for undergraduates, graduate or professional students.

Henry T. Schatz - \$100,000 to UW Tacoma

- Henry Schatz has established an Endowed Business Ethics Scholarship in tribute to his friend Carol Berry Milgard, who passed away in early 2007, to help financially needy entering freshmen or entering transfer undergraduate students intending to become Business majors at UW Tacoma.
- Carol and her husband Gary Milgard lived in Tacoma all their lives, and made it a priority to stay involved with the community. In 2000, they formed the Milgard Family Foundation to support the work of a wide variety of organizations and to give back to the community that helped them to become so successful.
- Mr. Schatz, a Mechanical Engineering alumnus, has been funding undergraduate scholarships at the University of Washington for more than 20 years, helping countless Mechanical Engineering and UW Tacoma Technology students to pursue their educations. He has also established a scholarship at UW Tacoma in memory of Gary Milgard, who passed away in 2005.





REPORT OF CONTRIBUTIONS

August 2007

CAMPAIGN UW: CREATING FUTURES

Report prepared by: Office of Development and Alumni Relations
Advancement Services, Information Management

9/11/2007 04:49 PM

TABLE OF CONTENTS

Campaign Progress to Date*	1
Campaign Progress by Giving Level*	2
Campaign Progress Pyramid*	3
Campaign Progress by Constituency*	4
Campaign Theme Progress*	5
Development Area Summary - Total Private Voluntary Support	6
Development Area Summary - Gifts and Private Grants	7
Development Area Summary - Gifts	8
Complete Fiscal Year Comparison	9
Year to Date Contribution Totals	10
Development Activity by Donor Type	11
Alumni Participation by Constituency	12

*All Campaign totals represented are from July 1, 2000 through the end of the preceding calendar month. Please note that grant revenue totals in Campaign Reports may contain clinical trials. Fundraising totals from all affiliated non-profit organizations are also included in UW Campaign totals.

The UW Campaign Executive Committee developed the counting policy for Campaign reports, based on Council for Advancement and Support of Education (CASE) campaign counting standards.

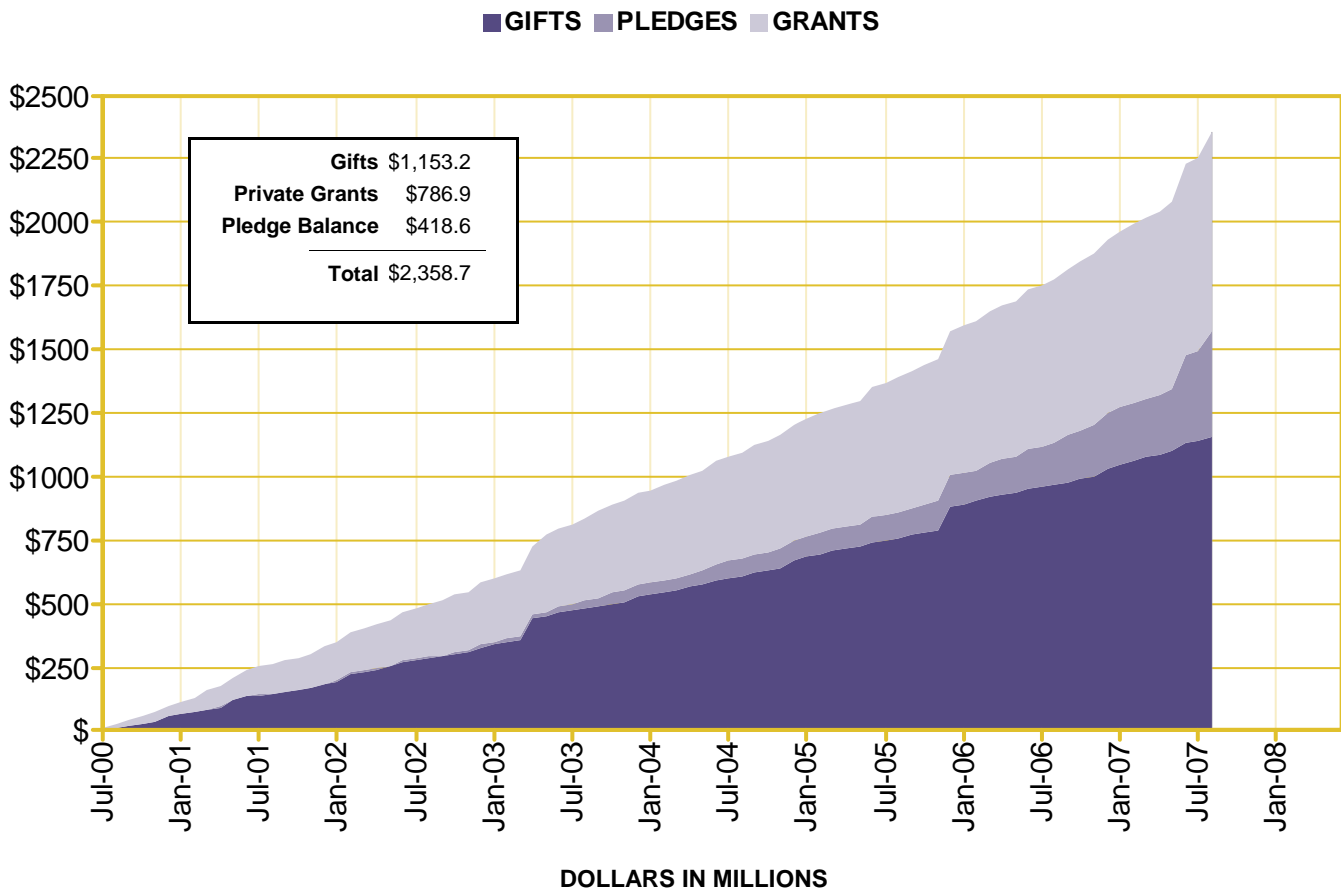
Annual reporting is July 1, 2007 through the end of the preceding calendar month.

Job Number: 76655
August 2007

Table of Contents



CAMPAIGN PROGRESS SINCE JULY 1, 2000



Source: UW Office of Development

Summarizes Total Private Voluntary Support since July 1, 2000. Testamentary Commitments included in Pledge Balance total. All dollar totals in millions.

Job Number: 76655
 August 2007

Fundraising Progress Since July 1, 2000



CAMPAIGN PROGRESS BY GIVING LEVEL

DOLLARS RAISED							
Gifts, Pledges & Grants							
Giving Level *	Alumni	Non Alumni	Family Fndns.	Corporations	Foundations	Other Orgs.	Total
\$100M+	\$0	\$35,220	\$0	\$0	\$413,036,599	\$0	\$413,071,819
\$50M - \$99,999,999	\$0	\$0	\$0	\$0	\$0	\$0	\$0
\$10M - \$49,999,999	\$53,101,366	\$85,615,855	\$34,282,500	\$76,067,121	\$111,128,658	\$45,340,076	\$405,535,576
\$5M - \$9,999,999	\$29,867,572	\$17,154,796	\$0	\$54,210,296	\$51,255,736	\$70,409,368	\$222,897,767
\$1M - \$4,999,999	\$144,352,472	\$72,397,560	\$33,062,882	\$134,033,420	\$108,716,968	\$95,893,427	\$588,456,729
\$100,000 - \$999,999	\$103,804,653	\$78,417,897	\$25,436,529	\$137,847,908	\$69,006,332	\$63,823,945	\$478,337,265
\$25,000 - \$99,999	\$29,559,344	\$21,966,839	\$3,260,283	\$31,747,016	\$8,450,744	\$11,128,750	\$106,112,976
\$10,000 - \$24,999	\$21,237,814	\$15,088,342	\$865,120	\$10,885,494	\$1,772,606	\$2,278,771	\$52,128,147
\$5,000 - \$9,999	\$13,257,988	\$10,243,360	\$282,318	\$5,054,301	\$595,888	\$784,106	\$30,217,961
\$2,000 - \$4,999	\$10,185,915	\$8,204,983	\$63,542	\$3,439,339	\$273,322	\$523,361	\$22,690,461
\$1,000 - \$1,999	\$6,450,745	\$5,298,407	\$22,991	\$1,485,175	\$83,655	\$241,145	\$13,582,119
\$500 - \$999	\$5,558,506	\$4,353,217	\$5,460	\$736,937	\$31,575	\$95,821	\$10,781,516
\$250 - \$499	\$3,687,499	\$2,336,724	\$1,450	\$313,495	\$11,855	\$44,642	\$6,395,665
\$100 - \$249	\$3,052,622	\$2,201,070	\$2,665	\$295,680	\$7,907	\$33,966	\$5,593,910
\$1 - \$99	\$1,529,550	\$1,287,194	\$239	\$77,045	\$971	\$11,356	\$2,906,356
Total	\$425,646,047	\$324,601,463	\$97,285,979	\$456,193,227	\$764,372,817	\$290,608,732	\$2,358,708,266
DONOR COUNTS							
Giving Level	Alumni	Non Alumni	Family Fndns.	Corporations	Foundations	Other Orgs.	Total
\$100M+	0	2	0	0	1	0	3
\$50M - \$99,999,999	0	0	0	0	0	0	0
\$10M - \$49,999,999	13	11	4	5	6	3	42
\$5M - \$9,999,999	7	7	0	7	8	9	38
\$1M - \$4,999,999	116	107	16	65	48	46	398
\$100,000 - \$999,999	612	676	77	499	206	200	2,270
\$25,000 - \$99,999	1,181	1,163	75	692	171	221	3,503
\$10,000 - \$24,999	2,556	2,386	60	812	123	156	6,093
\$5,000 - \$9,999	3,387	3,297	46	847	99	128	7,804
\$2,000 - \$4,999	5,397	5,778	23	1,323	94	189	12,804
\$1,000 - \$1,999	7,197	7,416	20	1,340	70	209	16,252
\$500 - \$999	10,987	10,869	12	1,336	53	164	23,421
\$250 - \$499	13,470	11,158	5	1,084	37	145	25,899
\$100 - \$249	23,670	22,832	18	2,287	55	266	49,128
\$1 - \$99	43,841	45,634	5	1,972	23	319	91,794
Total	112,434	111,336	361	12,269	994	2,055	239,449


Source: UW Office of Development & Alumni Relations

This report shows the count of distinct donors and campaign total by giving level and donor type since July 1, 2000.

**"Giving Level" is determined by summing all gift record types (including grants)



CAMPAIGN PROGRESS BY PYRAMID, SINCE JULY 1, 2000



239,449 Donor Count

Campaign Total: \$2,358,708,266

*Campaign Working Goal: \$2,500,000,000

Percent Complete: 94.3%

Source: UW Office of Development

The counts of distinct donors and fundraising totals by giving level are shown.

*Unit campaign goals are still being finalized.

Pyramid Levels are determined by summing all gift record types (including grants)



CAMPAIGN PROGRESS BY CONSTITUENCY

	GIFTS	Irrevocable Deferred Gifts		PLEDGES	Testamentary Commitments		GRANTS	Campaign - Private Voluntary Support		
		Donor Value	Discount Value		Donor Value	Discount Value		TOTAL	Working Goal	% of Goal
UW Medicine	\$312,194,149	\$11,624,834	\$6,906,224	\$185,934,389	\$29,601,186	\$10,750,143	\$411,659,312	\$951,013,870	\$1,000,000,000	95.1%
Architecture	\$8,102,671	\$2,244,117	\$663,889	\$1,216,017	\$2,275,000	\$1,311,271	\$4,043,804	\$17,881,610	\$19,000,000	94.1%
Arts and Sciences	\$120,220,815	\$6,927,342	\$4,821,020	\$9,093,353	\$38,054,000	\$24,464,804	\$76,344,722	\$250,640,232	\$240,000,000	104.4%
Broadcast Services	\$53,351,259	\$0	\$0	\$13,006	\$0	\$0	\$0	\$53,364,265	N/A	N/A
Business School	\$71,350,351	\$1,025,743	\$804,991	\$36,302,273	\$7,915,271	\$5,416,671	\$368,335	\$116,961,973	\$135,000,000	86.6%
Dentistry	\$8,324,000	\$246,992	\$133,306	\$2,244,657	\$835,000	\$476,232	\$4,300,296	\$15,950,946	\$15,000,000	106.3%
Education	\$11,373,679	\$28,552	\$33,206	\$2,530,402	\$2,050,000	\$1,261,668	\$15,357,939	\$31,340,572	\$23,000,000	136.3%
Engineering	\$140,545,211	\$2,659,904	\$1,606,515	\$7,611,385	\$7,464,691	\$2,978,632	\$81,929,703	\$240,210,894	\$250,000,000	96.1%
Evans Schl. of Pub. Affairs	\$12,060,136	\$81,135	\$113,550	\$1,119,095	\$500,000	\$265,793	\$41,284,958	\$55,045,324	\$40,000,000	137.6%
Forest Resources	\$10,129,648	\$646,572	\$541,911	\$63,568	\$2,915,000	\$1,609,906	\$4,120,621	\$17,875,408	\$17,700,000	101.0%
Friday Harbor Labs	\$6,253,793	\$153,242	\$90,816	\$185,527	\$5,255,000	\$2,978,876	\$862,743	\$12,710,305	\$12,000,000	105.9%
Information School	\$3,195,604	\$25,000	\$8,102	\$284,081	\$100,000	\$64,666	\$2,101,458	\$5,706,143	\$5,000,000	114.1%
Intercollegiate Athletics	\$114,784,254	\$246,570	\$175,331	\$4,358,445	\$260,000	\$160,402	\$0	\$119,649,270	\$110,000,000	108.8%
Law	\$62,146,501	\$71,186	\$38,755	\$1,188,164	\$674,988	\$417,533	\$1,176,222	\$65,257,060	\$70,000,000	93.2%
Libraries	\$6,690,248	\$442,146	\$381,541	\$70,833	\$1,893,000	\$829,910	\$475,708	\$9,571,934	\$9,000,000	106.4%
Nursing	\$11,240,816	\$3,295,000	\$2,544,829	\$1,036,511	\$3,472,799	\$1,782,141	\$9,206,664	\$28,251,790	\$24,000,000	117.7%
Ocean and Fisheries	\$14,418,025	\$5,823,186	\$2,711,103	\$60,084	\$0	\$0	\$31,339,608	\$51,640,902	\$34,000,000	151.9%
Pharmacy	\$10,048,680	\$0	\$0	\$622,132	\$0	\$0	\$6,255,638	\$16,926,450	\$10,260,000	165.0%
President's Funds	\$6,119,196	\$698,472	\$613,823	\$304,819	\$3,230,000	\$1,543,929	\$0	\$10,352,487	N/A	N/A
Public Health	\$14,150,080	\$50,259	\$39,563	\$9,879,311	\$0	\$0	\$70,866,040	\$94,945,689	\$90,000,000	105.5%
Scholar. & Student Progs.	\$41,721,244	\$1,826,486	\$814,919	\$2,896,819	\$6,718,333	\$3,513,133	\$1,864,332	\$55,027,214	\$40,000,000	137.6%
Social Work	\$6,258,416	\$290,566	\$183,270	\$6,089,748	\$0	\$0	\$7,137,804	\$19,776,534	\$10,000,000	197.8%
University Press	\$3,786,545	\$108,239	\$91,553	\$15,090	\$0	\$0	\$0	\$3,909,874	\$3,000,000	130.3%
University Support	\$38,603,207	\$1,858,394	\$1,052,422	\$4,690,775	\$12,050,000	\$5,339,222	\$15,407,270	\$72,609,646	N/A	N/A
UW Bothell	\$2,609,567	\$0	\$0	\$45,418	\$0	\$0	\$750,500	\$3,405,485	\$5,700,000	59.7%
UW Tacoma	\$22,976,383	\$195,000	\$181,257	\$12,705,751	\$2,725,000	\$1,535,533	\$80,257	\$38,682,391	\$35,000,000	110.5%
All UW Total	\$1,112,654,476	\$40,568,936	\$24,551,896	\$290,561,652	\$127,989,268	\$66,700,465	\$786,933,933	\$2,358,708,266	\$2,500,000,000	94.3%

Source: UW Office of Development

Fundraising progress toward campaign working goals by constituency area (school/college/program). Campaign total is the sum of gifts, grants, active pledges and donor values of irrevocable deferred gifts and testamentary commitments. "N/A" is not applicable. 1 - "Pledges" are those in active status only. 2 - "Grants" are private grants only. 3 - Unit campaign working goals are still being finalized.

Job Number: 76655
August 2007

Campaign Progress by Constituency - Since July 2000



CAMPAIGN FUNDING THEME PROGRESS - JULY 2000 - PRESENT

THEME	CURRENT USE	ENDOWMENT	TOTAL
Student Support	\$105,932,225	\$186,704,355	\$292,636,580
Faculty Support	\$93,940,813	\$144,609,565	\$238,550,377
Program Support for Faculty and Students	\$1,167,947,672	\$144,578,106	\$1,312,525,778
Capital	\$292,546,631	\$1,778,269	\$294,324,899
Unrestricted	\$188,423,483	\$32,247,149	\$220,670,632
Total	\$1,848,790,823	\$509,917,442	\$2,358,708,266
Goal	\$2,000,000,000	\$500,000,000	\$2,500,000,000
% to Goal	92.4%	102.0%	94.3%

Source: UW Office of Development

This report shows contribution totals by campaign theme/priority since July 1, 2000.

Job Number: 76655
 August 2007

Campaign Theme Progress



DEVELOPMENT SUMMARY - TOTAL PRIVATE VOLUNTARY SUPPORT

AREA	YEAR TO DATE DONOR VALUES		
	GIFTS	PRIVATE GRANTS	TOTAL
UW Seattle			
UW Medicine	\$9,086,296	\$23,974,187	\$33,060,483
Architecture	\$68,031	\$52,500	\$120,531
Arts and Sciences	\$4,712,124	\$659,080	\$5,371,204
Broadcast Services	\$1,140,594		\$1,140,594
Business School	\$1,123,766		\$1,123,766
Dentistry	\$112,574	\$34,964	\$147,538
Education	\$223,387	\$25,000	\$248,387
Engineering	\$2,348,945	\$279,572	\$2,628,517
Evans Schl. of Pub. Affairs	\$75,884	\$543,501	\$619,385
Forest Resources	\$183,753	\$213,902	\$397,655
Graduate School	\$54,464	\$28,458	\$82,922
Information School	\$29,834	\$605,000	\$634,834
Intercollegiate Athletics	\$2,242,656		\$2,242,656
Law	\$705,366		\$705,366
Libraries	\$86,014		\$86,014
Nursing	\$299,885	\$655,539	\$955,424
Ocean and Fisheries	\$121,231	\$4,376,453	\$4,497,684
Pharmacy	\$35,613	\$179,849	\$215,462
President's Funds	\$36,541		\$36,541
Public Health	\$23,827	\$1,176,267	\$1,200,095
Scholar. & Student Progs.	\$367,856		\$367,856
Social Work	\$19,291	\$110,786	\$130,077
UW Alumni Association	\$156,085		\$156,085
University Press	\$50,924		\$50,924
University Support	\$1,137,091		\$1,137,091
UW Bothell	\$28,489		\$28,489
UW Tacoma	\$208,816		\$208,816
All UW Total	\$24,679,350	\$32,915,059	\$57,594,409

Source: UW Office of Development

Contribution totals for the major Development areas of the University are shown.

Job Number: 76655

August 2007

Development Area Summary - Total Private Voluntary Support



DEVELOPMENT SUMMARY - GIFTS AND PRIVATE GRANTS

AREA	CURRENT MONTH		YEAR TO DATE		PRIOR YEAR TO DATE		PRIOR FISCAL YEAR	
	Donors	Value	Donors	Value	Donors	Value	Donors	Value
UW Seattle								
UW Medicine	2,143	\$27,294,822	2,711	\$33,060,483	2,568	\$13,372,077	18,369	\$106,235,847
Architecture	40	\$36,217	82	\$120,531	75	\$174,945	1,511	\$1,285,219
Arts and Sciences	901	\$1,376,286	1,565	\$5,371,204	1,933	\$2,907,262	17,118	\$34,367,909
Broadcast Services	612	\$171,272	807	\$1,140,594	874	\$267,063	4,560	\$10,835,348
Business School	418	\$693,422	574	\$1,123,766	512	\$1,391,474	4,542	\$16,631,593
Dentistry	93	\$62,596	151	\$147,538	231	\$191,934	1,410	\$1,721,826
Education	265	\$49,860	420	\$248,387	125	\$50,430	1,869	\$4,112,575
Engineering	262	\$927,782	431	\$2,628,517	332	\$2,460,927	4,586	\$26,027,370
Evans Schl. of Pub. Affairs	53	\$492,336	66	\$619,385	64	\$232,057	522	\$7,146,491
Forest Resources	87	\$119,668	204	\$397,655	64	\$127,230	1,208	\$1,929,058
Graduate School	16	\$10,381	24	\$82,922	12	\$23,910	415	\$2,481,332
Information School	29	\$2,388	53	\$634,834	83	\$195,231	651	\$686,093
Intercollegiate Athletics	555	\$523,020	2,527	\$2,242,656	2,463	\$2,031,198	24,151	\$21,911,161
Law	68	\$227,329	148	\$705,366	102	\$139,365	2,019	\$2,960,515
Libraries	93	\$47,363	170	\$86,014	119	\$25,661	4,428	\$1,143,601
Nursing	76	\$224,103	127	\$955,424	110	\$476,414	1,849	\$6,185,723
Ocean and Fisheries	61	\$4,409,093	76	\$4,497,684	72	\$539,477	790	\$7,085,809
Pharmacy	53	\$72,282	79	\$215,462	92	\$199,265	1,153	\$3,527,989
President's Funds	170	\$28,025	283	\$36,541	122	\$25,032	2,096	\$726,232
Public Health	75	\$685,902	95	\$1,200,095	118	\$1,767,087	788	\$11,799,217
Scholar. & Student Progs.	669	\$154,522	1,085	\$367,856	228	\$67,774	3,881	\$13,158,596
Social Work	57	\$119,986	77	\$130,077	44	\$13,573	980	\$5,996,397
UW Alumni Association	1,410	\$77,369	2,899	\$156,085	4,763	\$196,545	24,884	\$1,216,529
University Press	10	\$22,015	31	\$50,924	34	\$25,833	311	\$1,822,053
University Support	494	\$52,566	555	\$1,137,091	562	\$326,862	2,365	\$7,142,087
UW Bothell	32	\$5,393	52	\$28,489	40	\$26,803	647	\$406,048
UW Tacoma	71	\$126,864	110	\$208,816	95	\$565,337	810	\$4,346,953
All UW Unique Total	8,322	\$38,012,874	14,552	\$57,594,409	14,880	\$27,820,778	105,353	\$302,889,584

Source: UW Office of Development

The number of donors and contribution totals for the major Development areas of the University are shown. Dollar values are based on donor values.

Job Number: 76655

August 2007

Development Area Summary - Gifts and Private Grants



DEVELOPMENT SUMMARY - GIFTS

AREA	CURRENT MONTH		YEAR TO DATE		PRIOR YEAR TO DATE		PRIOR FISCAL YEAR	
	Donors	Value	Donors	Value	Donors	Value	Donors	Value
UW Seattle								
UW Medicine	2,055	\$7,361,017	2,597	\$9,086,296	2,463	\$4,740,200	18,109	\$35,839,896
Architecture	40	\$36,217	80	\$68,031	75	\$174,945	1,504	\$1,015,838
Arts and Sciences	892	\$759,637	1,553	\$4,712,124	1,917	\$1,998,300	17,051	\$22,448,302
Broadcast Services	612	\$171,272	807	\$1,140,594	874	\$267,063	4,560	\$10,835,348
Business School	418	\$693,422	574	\$1,123,766	512	\$1,391,474	4,541	\$16,603,246
Dentistry	93	\$62,596	150	\$112,574	231	\$191,934	1,400	\$1,302,793
Education	265	\$49,860	419	\$223,387	124	\$37,736	1,859	\$1,560,076
Engineering	257	\$745,733	425	\$2,348,945	324	\$1,923,800	4,531	\$15,097,858
Evans Schl. of Pub. Affairs	48	\$6,257	60	\$75,884	61	\$29,749	503	\$2,577,597
Forest Resources	86	\$81,766	201	\$183,753	61	\$94,789	1,191	\$1,416,624
Graduate School	15	\$2,423	22	\$54,464	11	\$609	410	\$1,665,861
Information School	29	\$2,388	53	\$29,834	80	\$21,507	648	\$436,870
Intercollegiate Athletics	555	\$523,020	2,527	\$2,242,656	2,463	\$2,031,198	24,151	\$21,911,161
Law	68	\$227,329	148	\$705,366	102	\$139,365	2,015	\$2,773,835
Libraries	93	\$47,363	170	\$86,014	119	\$25,661	4,428	\$1,143,601
Nursing	75	\$39,266	125	\$299,885	107	\$375,875	1,842	\$5,457,618
Ocean and Fisheries	57	\$44,322	71	\$121,231	68	\$349,372	763	\$2,515,555
Pharmacy	52	\$22,506	77	\$35,613	90	\$154,070	1,144	\$1,707,704
President's Funds	170	\$28,025	283	\$36,541	122	\$25,032	2,096	\$726,232
Public Health	68	\$15,460	86	\$23,827	111	\$78,705	749	\$669,251
Scholar. & Student Progs.	669	\$154,522	1,085	\$367,856	228	\$67,774	3,881	\$12,158,596
Social Work	55	\$9,200	75	\$19,291	44	\$13,573	970	\$4,249,650
UW Alumni Association	1,410	\$77,369	2,899	\$156,085	4,763	\$196,545	24,884	\$1,216,529
University Press	10	\$22,015	31	\$50,924	34	\$25,833	311	\$1,822,053
University Support	494	\$52,566	555	\$1,137,091	560	\$271,862	2,358	\$4,590,672
UW Bothell	32	\$5,393	52	\$28,489	40	\$26,803	647	\$406,048
UW Tacoma	71	\$126,864	110	\$208,816	95	\$565,337	808	\$4,341,386
All UW Unique Total	8,212	\$11,367,819	14,409	\$24,679,350	14,750	\$15,219,124	104,934	\$176,490,215

Source: UW Office of Development

The number of donors and contribution totals (gifts only) for the major Development areas of the University are shown. Dollar values are based on donor values.

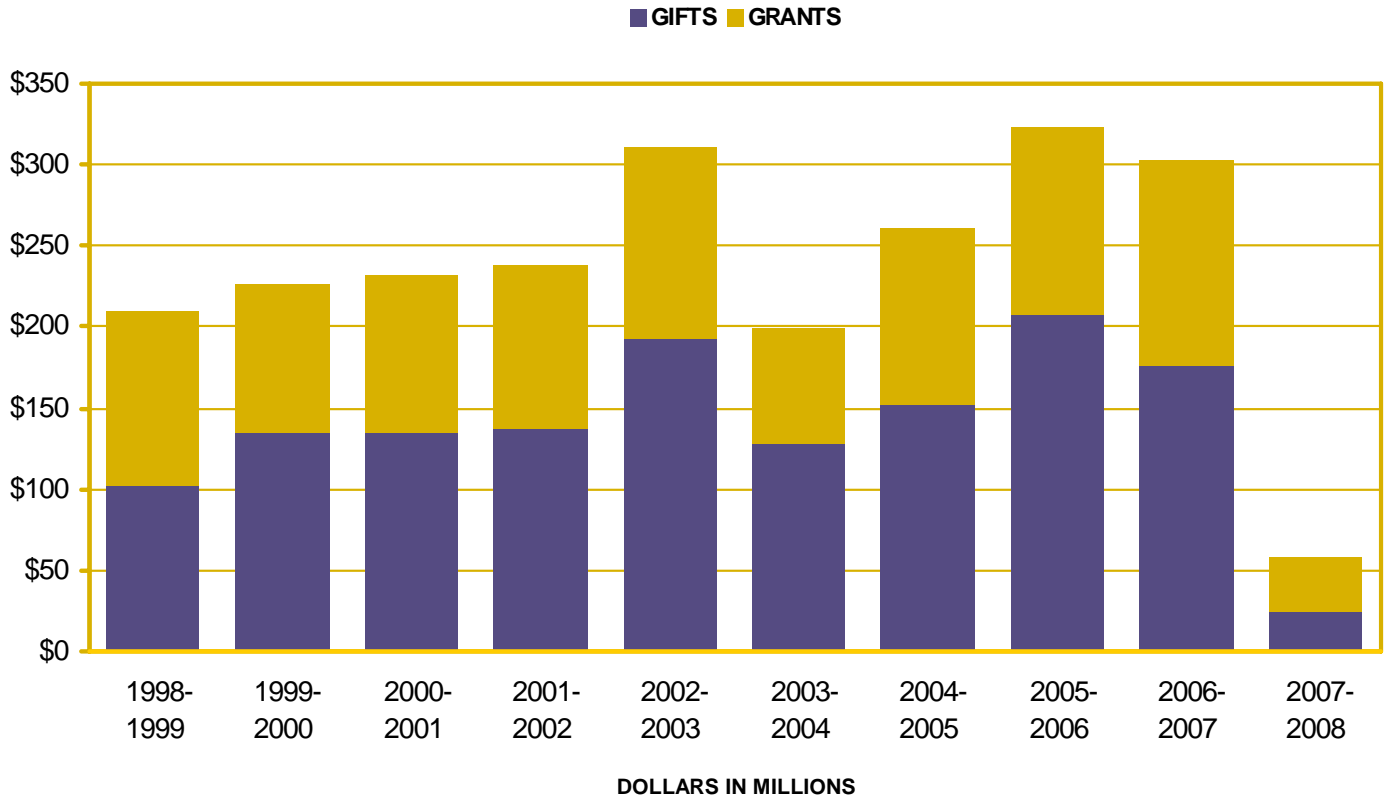
Job Number: 76655

August 2007

Development Area Summary - Gifts



COMPLETE FISCAL YEAR COMPARISON OF TOTAL CONTRIBUTIONS RECEIVED



FISCAL YEAR	GIFTS	GRANTS	TOTAL CONTRIBUTIONS
2007- 2008	\$24,679,350	\$32,915,059	\$57,594,409
2006- 2007	\$176,490,215	\$126,399,369	\$302,889,584
2005- 2006	\$207,744,231	\$115,261,186	\$323,005,417
2004- 2005	\$151,969,925	\$108,802,371	\$260,772,296
2003- 2004	\$128,174,367	\$71,603,323	\$199,777,690
2002- 2003	\$192,573,183	\$118,677,722	\$311,250,905
2001- 2002	\$137,959,340	\$100,820,547	\$238,779,887
2000- 2001	\$134,805,190	\$97,112,979	\$231,918,169
1999- 2000	\$134,037,997	\$91,536,165	\$225,574,162
1998- 1999	\$102,925,077	\$107,619,586	\$210,544,663

Source: UW Office of Development

This graph compares the current fiscal year's contribution totals to each of the previous nine fiscal year's contribution totals.

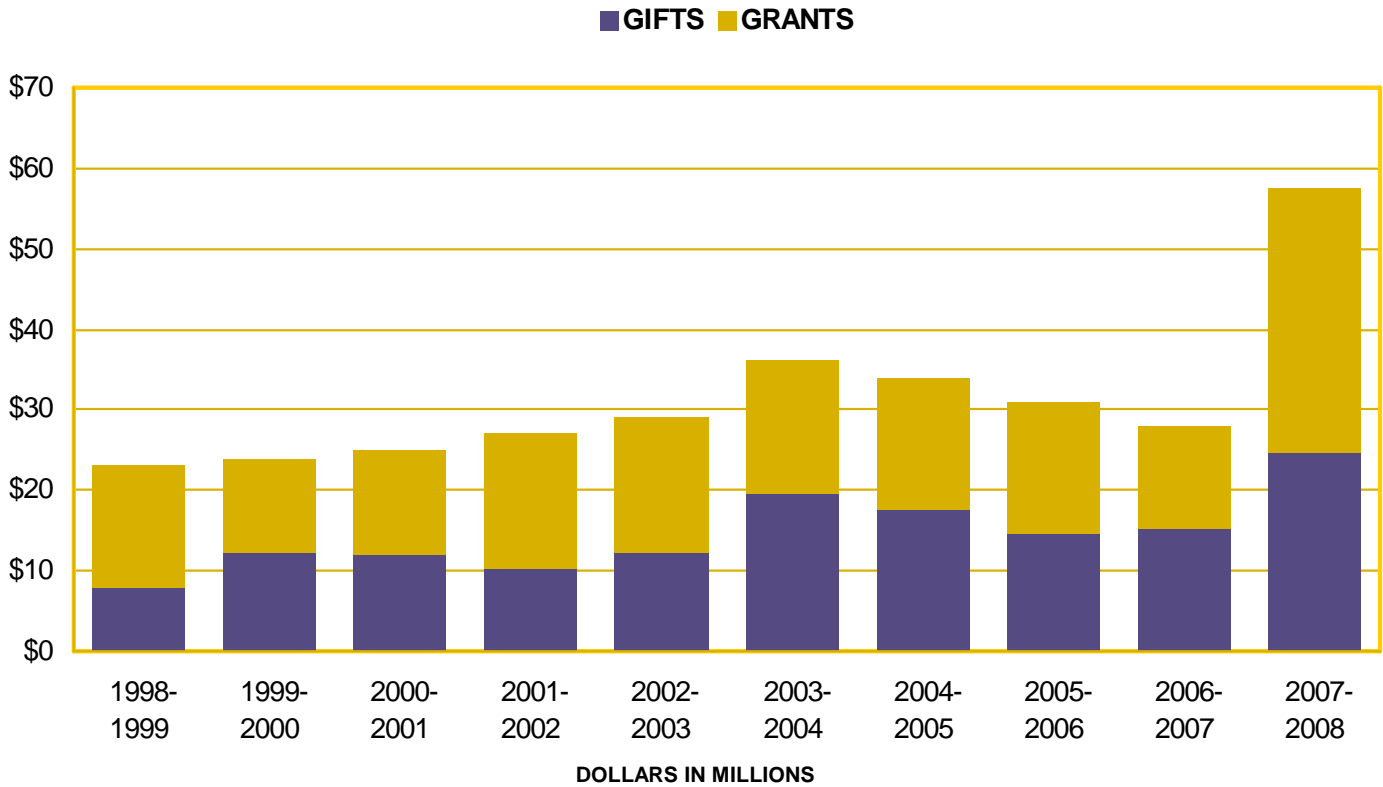
Job Number: 76655

August 2007

Fiscal Year Totals Graph



YEAR TO DATE CONTRIBUTION TOTALS



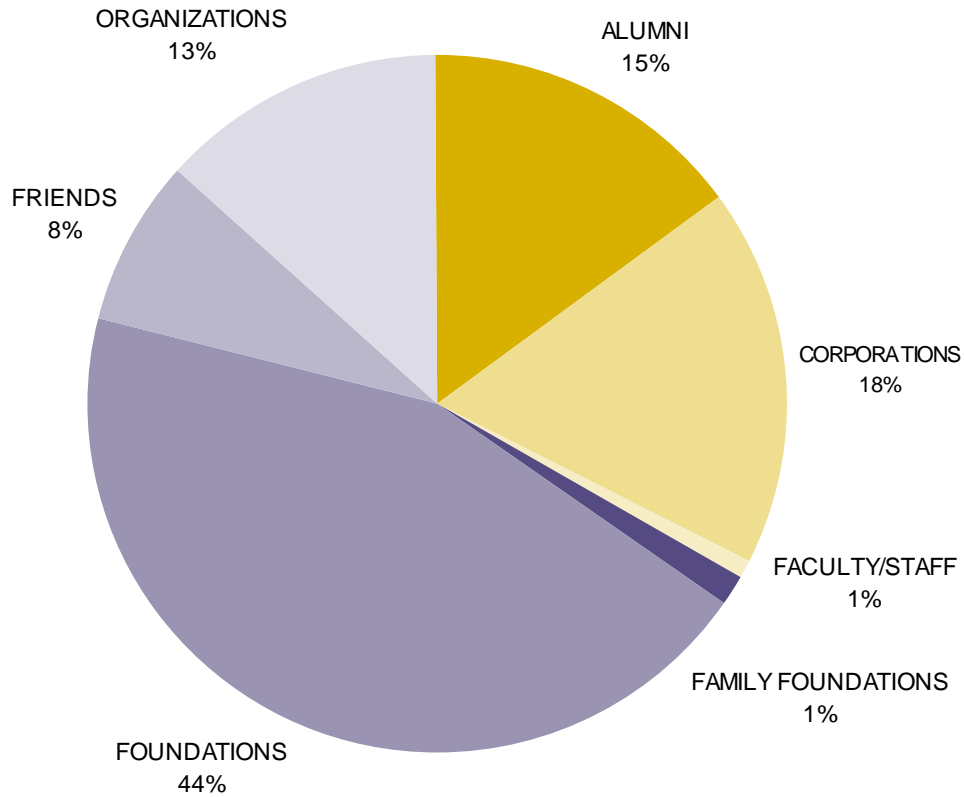
FISCAL YEAR	GIFTS	GRANTS	TOTAL CONTRIBUTIONS
2007- 2008	\$24,679,350	\$32,915,059	\$57,594,409
2006- 2007	\$15,219,124	\$12,601,654	\$27,820,778
2005- 2006	\$14,627,686	\$16,245,654	\$30,873,340
2004- 2005	\$17,530,695	\$16,433,767	\$33,964,462
2003- 2004	\$19,537,721	\$16,597,595	\$36,135,316
2002- 2003	\$12,230,893	\$16,786,392	\$29,017,285
2001- 2002	\$10,186,072	\$16,972,711	\$27,158,784
2000- 2001	\$11,971,851	\$12,973,413	\$24,945,264
1999- 2000	\$12,243,052	\$11,670,323	\$23,913,375
1998- 1999	\$8,001,600	\$15,168,144	\$23,169,744

Source: UW Office of Development

This graph compares the current fiscal year's contribution totals to each of the previous nine fiscal year's contribution totals.



DEVELOPMENT ACTIVITY BY DONOR TYPE IN CURRENT FISCAL YEAR



DONOR TYPE	YEAR TO DATE		PRIOR YEAR TO DATE		PRIOR FISCAL YEAR	
	Donors	Value	Donors	Value	Donors	Value
Alumni	7,838	\$8,608,136	8,586	\$6,314,705	54,753	\$60,282,263
Corporations	495	\$10,105,578	453	\$7,679,092	3,222	\$59,587,495
Faculty/Staff	1,556	\$436,970	1,352	\$279,205	3,711	\$3,848,794
Family Foundations	26	\$778,067	21	\$2,125,279	160	\$33,777,254
Foundations	122	\$25,466,254	96	\$3,402,586	405	\$45,676,525
Friends	4,390	\$4,585,712	4,262	\$1,754,389	42,526	\$40,107,637
Organizations	125	\$7,613,691	110	\$6,265,522	576	\$59,609,617

Source: UW Office of Development

This graph shows the sources of contributions for the current year to date. Dollar values are based on donor value.

Job Number: 76655
 August 2007

Development Activity by Donor Type in Current Fiscal Year Chart



ALUMNI PARTICIPATION BY CONSTITUENCY

AREA	CURRENT FISCAL YEAR TO DATE			PREVIOUS FISCAL YEAR TO DATE			
	Solicitible	Donors	Partic. Rate	Solicitible	Donors	Partic. Rate	Final %
UW Seattle							
UW Medicine	18,010	519	2.9%	16,867	518	3.1%	22.0%
Architecture	7,965	169	2.1%	7,709	176	2.3%	19.5%
Arts and Sciences	141,595	3,646	2.6%	138,301	4,077	2.9%	16.6%
Business School	37,430	1,291	3.4%	36,594	1,470	4.0%	22.7%
Dentistry	4,579	186	4.1%	4,525	210	4.6%	27.5%
Education	18,902	544	2.9%	19,116	473	2.5%	20.2%
Engineering	32,393	702	2.2%	31,945	742	2.3%	17.3%
Evans School of Public Affairs	2,329	95	4.1%	2,119	98	4.6%	25.1%
Forest Resources	4,603	89	1.9%	4,603	72	1.6%	17.9%
Interdisc. Grad. Programs	1,622	59	3.6%	1,463	55	3.8%	18.0%
Interdisc. Undergrad. Programs	225	3	1.3%	170	18	10.6%	24.7%
Interschool Programs	453	11	2.4%	353	13	3.7%	17.8%
Information School	4,370	150	3.4%	4,202	148	3.5%	22.4%
Law	7,780	232	3.0%	7,593	220	2.9%	24.8%
School of Nursing	8,598	264	3.1%	8,469	299	3.5%	24.5%
Ocean & Fisheries	3,911	79	2.0%	3,866	81	2.1%	18.5%
Pharmacy	3,426	93	2.7%	3,364	109	3.2%	30.3%
Public Health	4,318	130	3.0%	4,104	154	3.8%	20.2%
Social Work	6,404	165	2.6%	6,232	187	3.0%	17.8%
UW Bothell	6,084	124	2.0%	5,245	122	2.3%	15.1%
UW Tacoma	7,003	123	1.8%	5,850	132	2.3%	14.4%
Unspecified	10,866	298	2.7%	11,278	307	2.7%	22.8%
All UW Total	305,971	7,838	2.6%	297,648	8,586	2.9%	18.4%

Source: UW Office of Development

Job Number: 76655
August 2007

Alumni Participation



VII. STANDING COMMITTEES

B. Finance, Audit and Facilities Committee

Grant and Contract Awards – July, 2007

RECOMMENDED ACTION:

It is the recommendation of the administration and the Finance and Audit Committee that the Board of Regents accept the Grant and Contract Awards as presented on the attached list.

Attachment: Grant and Contract Awards Summary
Report of Grant and Contract Awards of
\$1,000,000 or More

Grant and Contract Awards Summary

to

The Board of Regents

of the

University of Washington

for

July 2007

Office of Research

Office of Sponsored Programs

Table of Contents

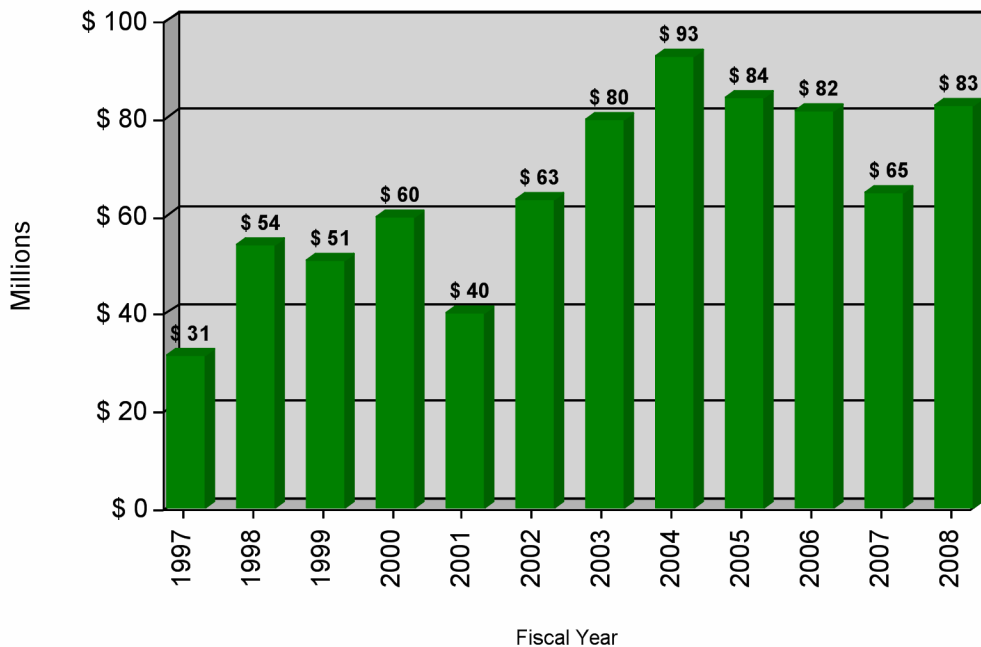
Award Highlights	3
Graphical Summary of Award Activity	4
Summary of Grant and Contract Awards	5
Comparison of Grants and Contract Awards by Agency	6
Comparison of Grants and Contract Awards by School/College	7
Listing of Awards for College of Arts and Sciences by Department	8
Summary of Grant Awards – Excluding Private Awards	9
Summary of Private Awards	10
Summary of Contract Awards	11
Grant & Contract Awards over \$1,000,000	12

JULY 2007 HIGHLIGHTS

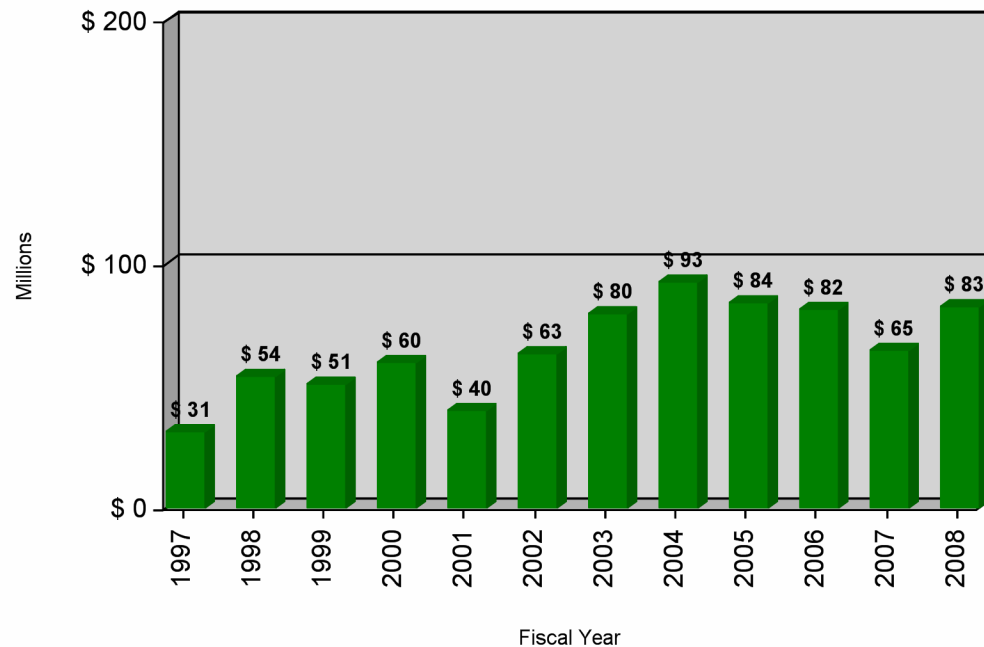
The National Institutes of Health awarded a grant in the amount of \$204,750 for a project under the direction of Associate Professor Jing Zhang of the Department of Pathology entitled “Detecting Biomarkers in Plasma for Diagnosing Neurodegenerative Diseases.” The clinical diagnosis of most neurodegenerative disorders, including Alzheimer’s disease (AD) and Parkinson’s disease (PD), currently relies on the analysis of symptoms and signs, limited laboratory tests, and more recently, brain imaging. In general, clinical diagnostic accuracy of various neurodegenerative diseases as determined by pathological examination falls between 50-85%, depending on the disease involved and the experience of the physician. The purpose of this project is to address the urgent need for alternative approaches that are complementary and/or can provide greater selectivity and accuracy for disease diagnosis, especially at preclinical stage. The goal of this project is to apply a mass spectrometry based targeted quantitative proteomics approach to quantitatively detect and verify in human plasma the biomarkers associated with AD and PD the research team has previously found in cerebrospinal fluid. Successful completion of this project could lead to the development of patient-friendly sensitive assays that can assist with clinical diagnosis of AD and PD, as well as monitoring the progression of the diseases or effects of current therapeutic reagents.

The Puget Sound Partners for Global Health awarded a grant in the amount of \$74,992 for a project under the direction of Professor Yongmin Kim of the Department of Bioengineering entitled “Improving Maternal Healthcare in Developing Countries.” Every year, eight million women, the vast majority from developing countries, suffer from pregnancy-related complications. The purpose of this project is to improve maternal health through a new healthcare paradigm relying on low-cost medical devices, an E-medicine platform for exchanging information, and expert clinicians willing to consult with the local clinics that can overcome the inadequate healthcare infrastructures in developing nations. The goal of the project is to evaluate this new healthcare paradigm by conducting a 1-year pilot study in Africa. The Department of Bioengineering, OB/GYN physicians in the Puget Sound area who have volunteered to act as global experts, and local clinicians in Gambia will together collaborate to leverage their strengths to find a low-cost, effective method towards reducing maternal mortality.

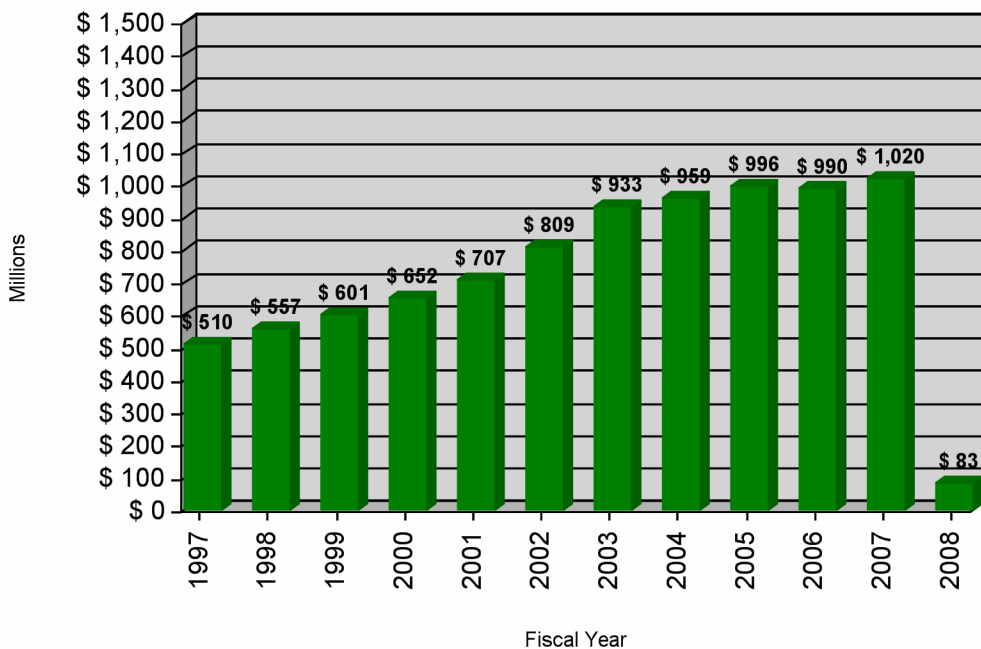
July Only
Comparison of Grant & Contract Awards



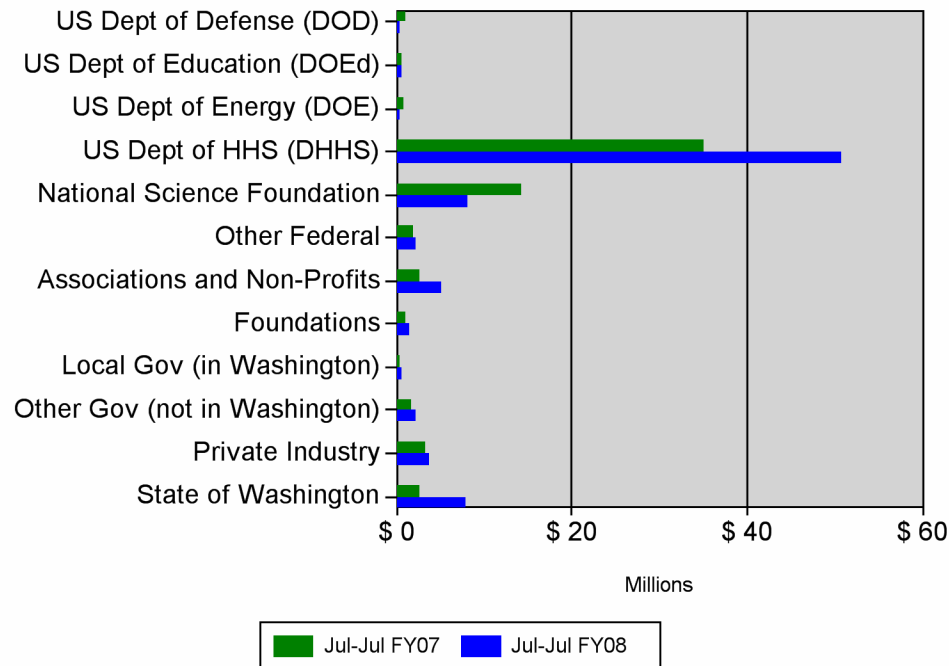
Fiscal Year to Date
Comparison of Grant & Contract Awards



Complete Fiscal Year
Comparison of Grant & Contract Awards



Fiscal Year to Date
Two-Year Comparison of Grant and Contract Awards



Summary of Grant and Contract Awards

Fiscal Year 2007-2008

Month	RESEARCH AND OTHER		TRAINING		Total Grants and Contracts
	Federal	Non-Federal	Federal	Non-Federal	
July	\$ 54,889,260	\$ 15,048,400	\$ 7,034,788	\$ 5,593,291	\$ 82,565,740
FY08 to Date	\$54,889,263	\$15,048,395	\$7,034,788	\$5,593,291	\$82,565,737
FY07 to Date	\$47,163,416	\$10,608,359	\$6,191,659	\$693,994	\$64,657,428
Over (Under) Previous Year	\$7,725,847	\$4,440,036	\$843,129	\$4,899,297	\$17,908,309

Assuming acceptance of all awards by the Board of Regents

Comparison of Grant and Contract Awards by Agency

Fiscal Years 2006-2007 and 2007-2008

Agency	Jul-Jul FY07	Jul-Jul FY08
US Department of Defense (DOD)	\$ 943,514	\$ 120,000
US Department of Education (DOEd)	\$ 541,373	\$ 630,430
US Department of Energy (DOE)	\$ 872,000	\$ 225,000
US Department of Health and Human Services (DHHS)	\$ 34,939,334	\$ 50,715,571
National Science Foundation (NSF)	\$ 14,158,829	\$ 8,084,375
Other Federal	\$ 1,900,025	\$ 2,148,675
Subtotal for Federal :	\$ 53,355,075	\$ 61,924,051
Associations and Non-Profits	\$ 2,640,821	\$ 5,072,766
Foundations	\$ 1,119,753	\$ 1,512,629
Local Government (in Washington)	\$ 97,634	\$ 471,026
Other Government (not in Washington)	\$ 1,732,381	\$ 2,033,134
Private Industry	\$ 3,183,497	\$ 3,631,821
State of Washington	\$ 2,528,268	\$ 7,920,309
Subtotal for Non-Federal :	\$ 11,302,353	\$ 20,641,686
Grand Total :	\$ 64,657,428	\$ 82,565,737
Amount of Increase (Decrease) :		\$ 17,908,309
Percent of Increase (Decrease) :		27.7 %

Assuming acceptance of all awards by the Board of Regents

Comparison of Grant and Contract Awards by School/College**Fiscal Years 2006-2007 and 2007-2008**

School/College	Jul-Jul FY07	Jul-Jul FY08
Upper Campus		
Architecture and Urban Planning	\$ 59,923	\$ 131,327
Arts and Sciences	\$ 11,155,459	\$ 6,414,188
Business Administration	\$ 29,800	
Education		\$ 55,000
Engineering	\$ 5,738,247	\$ 1,356,326
Evans School of Public Affairs	\$ 5,283	\$ 107,829
Forest Resources	\$ 765,332	\$ 1,002,273
Graduate School	\$ 23,301	\$ 20,500
Information School	\$ 190,289	\$ 1,538,965
Ocean and Fishery Sciences	\$ 3,515,755	\$ 5,230,017
Office of Research	\$ 525,335	\$ 128,888
Provost		\$ 200,000
Social Work	\$ 439,789	\$ 4,802,145
Subtotal :	\$ 22,448,513	\$ 20,987,458
Health Sciences		
Dentistry	\$ 1,115,574	\$ 1,933,842
Medicine	\$ 27,889,041	\$ 33,406,689
Nursing	\$ 1,096,885	\$ 2,506,644
Pharmacy	\$ 319,462	\$ 1,574,151
Public Health and Community Medicine	\$ 6,171,920	\$ 4,425,089
Subtotal :	\$ 36,592,881	\$ 43,846,414
Special Programs		
Alcohol and Drug Abuse Institute		\$ 528,311
CHDD Administration	\$ 5,293,304	\$ 4,078,148
Regional Primate Center	\$ 322,730	\$ 13,122,405
Subtotal :	\$ 5,616,034	\$ 17,728,864
Other UW Campuses		
Tacoma		\$ 3,000
Subtotal :		\$ 3,000
Grand Total :	\$ 64,657,428	\$ 82,565,737

Assuming acceptance of all awards by the Board of Regents

List of Awards for Arts and Sciences**Fiscal Years 2006-2007 and 2007-2008**

Department	Jul-Jul FY07	Jul-Jul FY08
Center for Studies in Demography and Ecology	\$ 30,000	\$0
Department of Applied Mathematics	\$ 422,167	\$0
Department of Astronomy	\$ 64,996	\$ 237,505
Department of Atmospheric Sciences	\$ 586,457	\$0
Department of Biology	\$ 2,168,494	\$ 584,114
Department of Chemistry	\$ 4,241,244	\$ 3,699,922
Department of Communication	\$ 1,100	\$ 14,458
Department of Earth and Space Sciences	\$ 295,634	\$ 178,099
Department of Economics	\$0	\$ 6,575
Department of History	\$ 5,300	\$0
Department of Mathematics	\$ 171,289	\$ 55,620
Department of Physics	\$ 137,759	\$ 40,000
Department of Political Science	\$ 23,948	\$ 28,360
Department of Psychology	\$ 2,583,059	\$ 673,458
Department of Sociology	\$ 3,846	\$0
Department of Speech and Hearing Sciences	\$ 345,785	\$ 355,412
Department of Statistics	\$0	\$ 9,710
Henry M. Jackson School of International Studies	\$0	\$ 530,955
Public Performing Arts	\$ 11,165	\$0
School of Art	\$ 48,000	\$0
Thomas Burke Memorial Washington State Museum	\$ 15,216	\$0
Total :	\$ 11,155,460	\$ 6,414,187

Assuming acceptance of all awards by the Board of Regents

Summary of Grant Awards

Fiscal Year 2007-2008

Excluding private awards from Foundations, Industry, Associations and Others

Month	RESEARCH AND OTHER		TRAINING	Total Grants
	Federal	Non-Federal	Federal	
July	\$ 54,392,780	\$ 1,031,886	\$ 7,034,788	\$ 62,459,460
Year to Date	\$ 54,392,780	\$ 1,031,886	\$ 7,034,788	\$ 62,459,460

Assuming acceptance of all awards by the Board of Regents

Summary of Grant Awards

Fiscal Year 2007-2008

Private awards from Foundations, Industry, Associations and Others

Month	RESEARCH AND OTHER	TRAINING	Total Grants
July	\$ 5,529,786	\$ 223,067	\$ 5,752,853
Year to Date	\$ 5,529,786	\$ 223,067	\$ 5,752,853

Assuming acceptance of all awards by the Board of Regents

Summary of Contract Awards

Fiscal Year 2007-2008

Month	RESEARCH AND OTHER		TRAINING	Total Contracts
	Federal	Non-Federal	Non-Federal	
July	\$ 496,481	\$ 8,486,723	\$ 5,370,224	\$ 14,353,430
Year to Date	\$ 496,481	\$ 8,486,723	\$ 5,370,224	\$ 14,353,430

Assuming acceptance of all awards by the Board of Regents

**Report of Grant and Contract Awards
of \$1,000,000 or More**

July 2007

**Requiring action of
The Board of Regents
of the
University of Washington**

**Office of Research
Office of Sponsored Programs**

Detail of Public Grant Awards

Federal

US Department of Health and Human Services (DHHS)

National Institutes of Health (NIH)

National Center for Research Resources (NCRR)

To: Sidney D Nelson, Dean \$ 12,601,466
Dean of Pharmacy

For: Washington National Primate Research Center FY46 REV

Eff: 6/10/1997

Total for National Center for Research Resources (NCRR): \$ 12,601,466

National Institute of Child Health and Human Development (NICHD)

To: Michael J Guralnick, Director \$ 2,587,566
CHDD Administration

For: Research in Mental Retardation and Child Development

Eff: 7/1/2007

To: William J Bremner, Professor \$ 1,650,083
Department of Medicine

For: Male Contraception Research Center Grant

Eff: 3/1/2007

To: Robert Elmer Braun, Professor \$ 1,712,853
Department of Genome Sciences

For: Clinical and Basic Studies in Male Reproduction

Eff: 4/1/2007

Total for National Institute of Child Health and Human Development (NICHD): \$ 5,950,502

Total for National Institutes of Health (NIH): \$ 18,551,968

Total for US Department of Health and Human Services (DHHS): \$ 18,551,968

National Science Foundation (NSF)

National Science Foundation (NSF)

To: Russell E Mc Duff, Director/Chair \$ 3,221,751
School of Oceanography

For: R/V Thomas G. Thompson Ship Operations 2005-2009

Eff: 3/1/2005

To: Karen Goldberg, Professor \$ 3,000,000
Department of Chemistry

For: Center for the Activation and Transformation of Strong Bonds (CATSB) Phase II

Eff: 8/1/2007

Total for National Science Foundation (NSF): \$ 6,221,751

Total for National Science Foundation (NSF): \$ 6,221,751

Total for Federal: \$ 24,773,719

Total Public Grants: \$ 24,773,719

Detail of Contract Awards

State of Washington

Washington State Department of Social and Health Services (DSHS)

To: Charles Dee Wilson, Senior Lecturer-full Time \$ 3,594,960
School of Social Work

For: Child Welfare Training and Advancement Program 07-08

Eff: 7/1/2005

Total for Washington State Department of Social and Health Services (DSHS): \$ 3,594,960

Total for State of Washington: \$ 3,594,960

Total Contracts: \$ 3,594,960

Grand Total for all Awards \$ 28,368,679

B. Finance, Audit and Facilities Committee

Actions Taken Under Delegated Authority

Pursuant to the Standing Orders of the Board of Regents, Delegation of Authority, and to the delegation of authority from the President of the University to the Executive Vice President in Executive Order No. 1, to take action for projects or contracts that exceed \$1,000,000 in value or cost but are less than \$5,000,000, the Administration may approve and execute all instruments.

1. Report of Actions Taken Under General Delegated Authority**Magnuson Health Sciences Center D-Wing 165 Dental Simulation Stations,
Project No. 200904****Action Reported: Appoint Architect and Establish Project Budget**

On August 24, 2007, an agreement for architectural services was awarded to Hoshide Williams Architects for the Magnuson Health Sciences Center D-Wing 165 Simulation Stations project. The value of the design contract is \$104,730. The proposed budget for all consultant services for the project is \$224,899. The balance of the design budget is intended for further design refinement, site investigations and construction phase services.

Hoshide Williams was founded in Seattle in 1984 and has a successful track record of laboratory and health science renovation projects at the University. Recent projects include the Magnuson Health Sciences Library Renovation and the Hitchcock Hall 316-324 Classroom Improvements for the Department of Biology.

This remodel will create the necessary space to accommodate 17 new dental simulation stations, increasing the total to 73. These state of the art simulation stations are an integral component of the School of Dentistry curriculum and will allow for an expanded enrollment for the 2008 fall quarter.

Construction is expected to begin in April of 2008. Occupancy is anticipated for September 2008. The project budget is established at \$1,973,047.

The project is funded from 2007-2009 State Appropriations in the amount of \$1,938,000, School of Dentistry funds of \$74,116, and UW Central funds of \$10,330 for a total funding of \$2,022,446.

Estimated Budget Summary	Current Approved Budget	Forecast Cost at Completion
Total Consultant Services	\$ 224,899	\$ 224,899
Total Construction Cost *	\$ 1,270,624	\$ 1,270,624
Other Costs	\$ 331,753	\$ 331,753
Project Administration	\$ 145,771	\$ 145,771
Total Project Budget	\$ 1,973,047	\$ 1,973,047

* Includes construction contract amount, contingencies and state sales tax.

Fairmont Olympic Hotel, Metropolitan Tract

VII. STANDING COMMITTEES

B. Finance, Audit and Facilities Committee

Actions Taken Under Delegated Authority (continued p. 2)

Action Reported: Assignment of Lease

On September 18, 2007, Legacy REIT, a publicly traded Canadian real estate investment trust, and indirect owner of the Fairmont Olympic Hotel lease (“Hotel Lease”) since August, 2003, was purchased by Cadbridge Investors, LP, a limited partnership consisting of Cadim (a division of the Caisse de depot et placement du Quebec) and Westmont Hospitality Group (one of the largest private owners of hotels in the world).

The tenant under the Hotel Lease is LHCS Holding Hotel (2002), a wholly owned subsidiary of the Legacy REIT. Under this transaction, the Legacy REIT would disappear as a publicly-traded entity, and the net result of the transaction will be a privatization of the REIT. Although the transfer occurred several levels above the tenant entity, this transfer of the Legacy REIT units would constitute an assignment under the Olympic Hotel Lease, requiring the University's consent as to the identity of the new owner. The management of the hotel by Fairmont Hotels and Resorts (U.S.), Inc. will not change.

Following due diligence on the acquiring entity and thorough review of the Hotel Lease documents, the University consented to this lease assignment.

Information on Buyer

Westmont was founded 30 years ago and is one of the largest private owners of hotels in the world, having stakes in approximately 400 hotels in North America, Europe and Japan. While their ownership covers a wide range of hotel properties, included in the luxury category of their portfolio are the Pan Pacific (Vancouver) and several Hilton hotels. Westmont is based in Toronto and is privately owned; its principals are Majid Mangalji, Moez Mangalji and Fereed Mangalji, each of whom has more than 20 years experience in the hotel industry.

Cadim is a division of the Caisse de depot et placement du Quebec, which is a Canadian financial institution that manages funds primarily for public and private insurance plans. As of December 31, 2006, it held \$143 billion (CAN) of net assets. Cadim is a global real estate investment manager and is a member of the Caisse's real estate group. As of December 31, 2006, Cadim had total assets under management of \$36 billion.

We are able to conclude that the buying entity is comprised of sophisticated and knowledgeable personnel with deep experience in the hotel industry. They have confirmed, as well, that the day-to-day operation and management of the Hotel will not change, inasmuch as Fairmont will remain as the hotel manager under its existing hotel management agreement (the initial term of which runs until December 31, 2027). Westmont will provide asset management services to Fairmont and to the new ownership group.

VII. STANDING COMMITTEES

B. Finance, Audit and Facilities Committee

Actions Taken Under Delegated Authority (continued p. 3)

2. Report of Actions Taken Under Specific Delegated Authority

**University of Washington Tacoma - Philip Hall (Assembly Hall), Project No. 10686
Action Reported: Construction Contract Award**

Project Description

Following Regent approval in October 2006 of the President's delegated authority to award a construction contract for the UW Tacoma (UWT) Philip Hall project, subject to no significant changes in scope, the forecast cost being within 10% of the budget and funding being in place, a construction contract for \$6,768,725 was awarded to John Korsmo Construction on September 5, 2007. Five bids were received for the project, which included four alternates. UW Tacoma selected alternates 1 and 3. The high bid, including alternates 1 and 3, was \$7,150,000. The budgeted construction cost, including alternates 1 and 3, was \$6,816,000.

Korsmo Construction is a Tacoma based firm that was established in the late 1940's providing a wide variety of construction services, with a broad range of project types. Projects for Korsmo construction include K-12 facilities, light industrial and commercial projects. Korsmo Construction in a joint-venture with Watts Constructors is completing the restoration of the Paradise Inn and the new Jackson Visitor Center at Mt. Rainier National Park. This is its first project for the University of Washington.

This project will replace the existing UW Tacoma facility know as "the Dawg Shed" with a new 20,250 gross square foot assembly hall to meet the need for a large multi-purpose gathering space on campus. The site is located in the heart of the central campus east of the library on Pacific Avenue. The building will function as an assembly space (for 350-500 people) for lecture events, banquets, career fairs, and student exhibits. At other times the space will be used as a student commons for studying and as a student gathering place. The ground floor space on Pacific Avenue will be constructed as a pedestrian-oriented retail space.

Construction activities started in September 2007, and are expected to be complete August 2008 for occupancy at the start of fall quarter 2008.

The project budget is \$12,070,000; the forecasted cost at completion is \$11,242,121. The committed project funding includes \$4,089,141 from the University of Washington Tacoma, \$7,500,000 from 2005 – 2007 State Appropriation, \$368,393 of UWT Retail Revenue, and \$112,466 of University Central Funds.

Budget Summary:	Current Approved Budget	Forecast Cost at Completion
Total Consultant Services	\$1,961,100	\$1,720,178
Total Construction Cost*	\$9,271,375	\$8,723,372
Other Costs	264,197	\$205,261
Project Administration	\$573,328	\$573,328
Total Project Budget	\$12,070,000	\$11,242,121

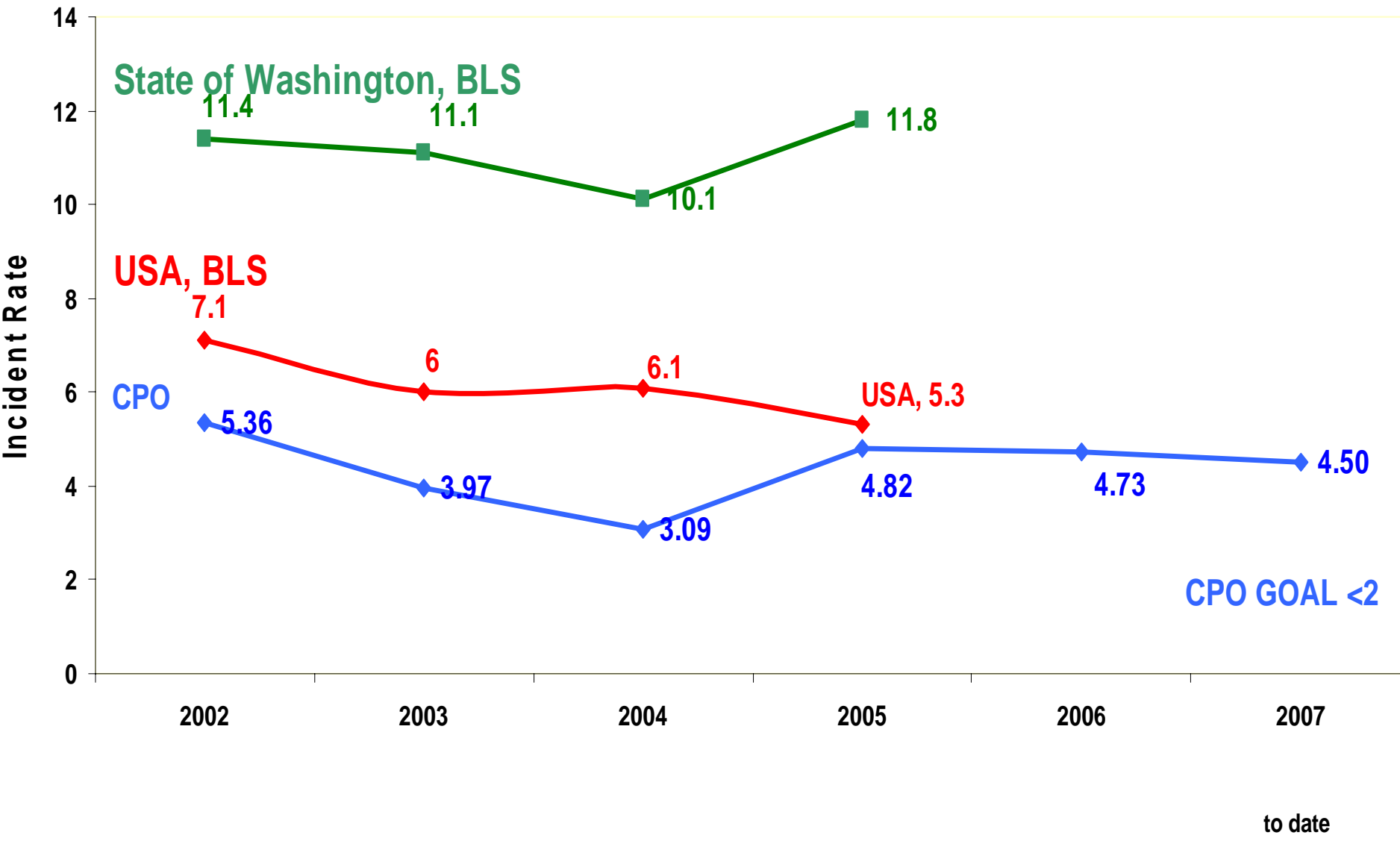
*Includes construction contract, construction contingency, and State sales tax



Capital Projects Office Status Report March 2007 - September 2007

FS
5

TRIR Calendar Year



Construction Conditions

▶ Labor

■ Labor Negotiations 2007 Outcome

- 13 agreements
- average 7% 1st year wage increase
- about 40% of the trades

■ Availability Halls

- open calls
- walk through
- premiums

▶ Contractors & Subcontractors

▶ Upcoming Projects Schedule

Cost Issues

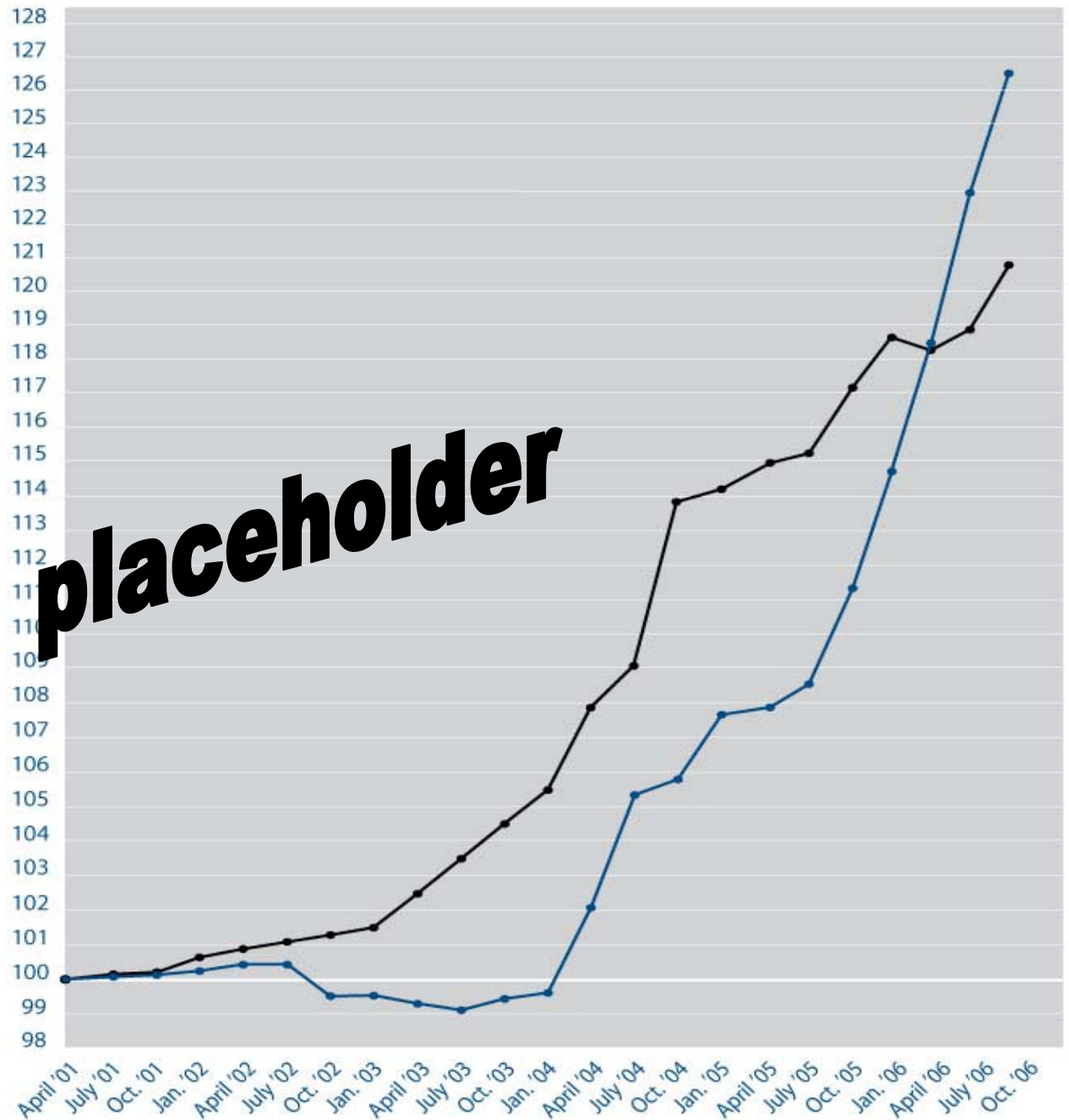
- ▶ 2004 - to date Escalation 41%
- ▶ 2007 Forecast Escalation 8% - 10%
- ▶ 2008 Forecast Escalation 7%
- ▶ 2009 Forecast Escalation 4%
- ▶ Market Conditions

Construction Cost Index Comparison

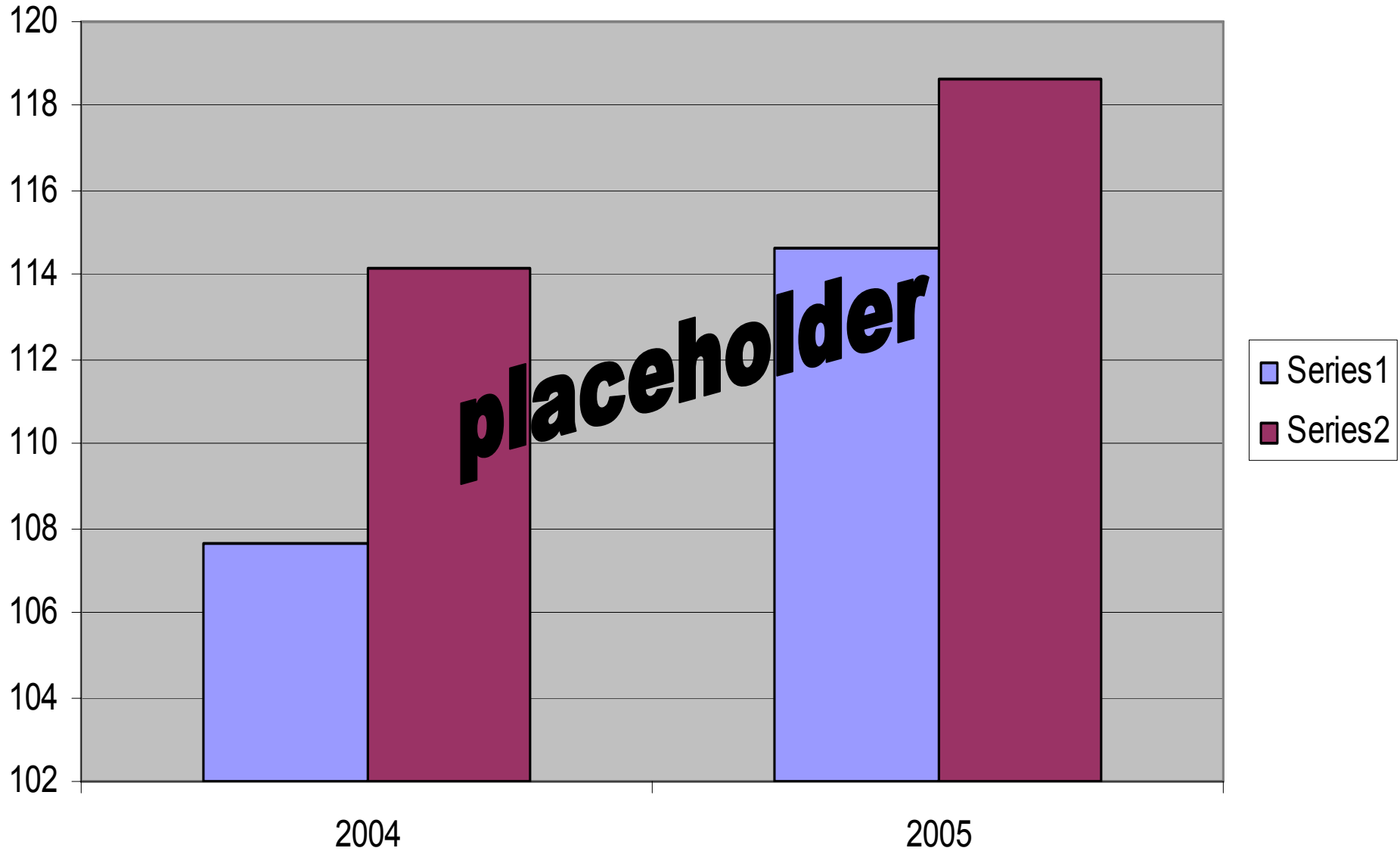
	Rider Hunt Seattle	ENR
July 2001	100.11	100.14
October 2001	100.20	100.22
January 2002	100.33	100.65
April 2002	100.45	100.87
July 2002	100.45	101.09
October 2002	99.52	101.30
January 2003	99.58	101.52
April 2003	99.34	102.50
July 2003	99.12	103.47
October 2003	99.42	104.48
January 2004	99.65	105.48
April 2004	102.12	107.84
July 2004	105.37	109.04
October 2004	105.80	113.81
January 2005	107.66	114.19
April 2005	107.88	114.95
July 2005	108.56	115.22
October 2005	111.36	117.12
January 2006	114.65	118.64
April 2006	118.44	118.24
July 2006	122.95	118.86
October 2006	126.51	120.79

Base index April 2001 = 100
Recalibrated April 2005

— Rider Hunt Seattle Construction Cost Index
— ENR National Construction Cost Index



RYDER Cost Data Placeholder



Emerging Projects

- ▶ UW Bothell Phase 3
- ▶ UWMC Expansion
- ▶ Inter Collegiate Athletics
- ▶ Long House

Other Projects

- ▶ Ocean Regional Cabled Observatory
- ▶ Sound Transit

Major Projects Closed

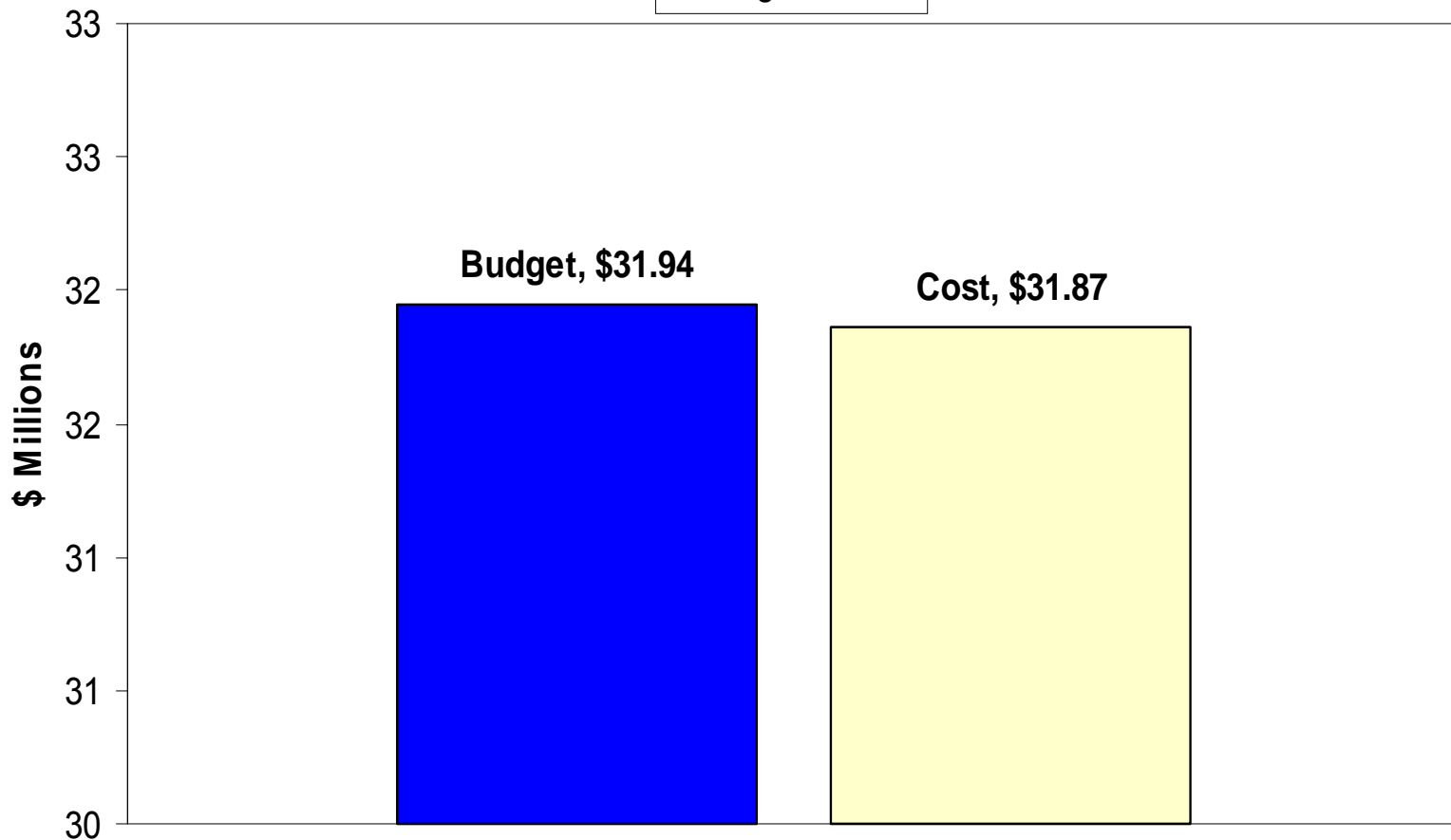
	Budget / Actual \$M	F'cst / In Use
UWMC Cardiac/Emerg.	7.2 / 7.0	11/05 - 10/05
Regional Heart	9.8 / 9.9	12/05 - 4/06
Johnson Hall	55.3 / 53	10/05 -12/05

Projects Under \$5 Million Closed

Closed Special Projects 3/07- 9/07

74 Projects

■ Budget ■ Cost



Number of Project Contracts Issued

March 2007 - September 2007

	W/MBE	Others
Designers/Consultants	17- (11%)	144
Contractors	6- (13%)	41

Major Projects in Closeout

	Budget/Fcst \$M	Use Date / F'cst
Tacoma Phase 2B	44.4 / 44.4	10/03 - 1/04
Golf Driving Range	8.0 / 1.8	8/04 - cancelled
Benjamin D. Hall Bldg.	29.9 / 29.8	9/05 - 3/06
Wm. Foege Building	150 / 146	3/06 - 7/06
Architecture Hall	24.5 / 24.5	9/07 - 9/07
Guggenheim Hall	28.3 / 28.5	9/07 - 9/07
Ed. Outreach	17.9 / 3	2/07 - cancelled
UWT Garage	7.5 / 7.5	12/05 - 1/06

Major Projects in Bid / Construction

	Budget/Fcst \$M	Use Date / F'cst
Harborview Bond	221 / 221	4/08 - 7/08
Graves Annex	5.3 / 5.7	9/07 - 10/07
Playhouse	9.9 / 10.1	9/08 - 9/08
HSC Teaching	5.2 / 4.1	12/07 - 12/07
UWT Philip Hall	12.1 / 11.8	1/09 - 9/08
W. Campus Gar.	12.8 / 17.9	3/07 - 2/09
MAG H-Wing	43.2 / 43.2	1/09 - 1/09

Major Projects in Design

	Budget/Fcst \$M	Use Date / F'cst
Bus. School 2	TBD	9/12 - 9/12
Denny Hall	TBD	9/11 - 9/11
Lewis Hall	TBD	9/11 - 9/11
Molecular Eng.	TBD	1/13 - 1/13
UWT Phase 3	TBD	TBD

Major Projects in Design

	Budget/Fcst \$M	Use Date / F'cst
Bus. School 1	95 / 95	9/10 - 9/10
Clark Hall	18.1 / 19	3/09 - 3/09
Savery Hall	61.2 / 61.2	9/09 - 9/09
Tower Data	32.5/32.8	12/09 - 12/09

Project Statistics

- ▶ 20 Approved Major Projects (-1)
- ▶ Budgets of Active Projects \$~1 Billion
- ▶ Three Major Projects Closed Out (+2)
- ▶ 282 Active Special Projects (-6)
- ▶ Special Projects Budgets \$133 Million (-21)
- ▶ 74 Special Projects Closed Out (+19) (\$32M)

VII. STANDING COMMITTEES**B. Finance, Audit and Facilities Committee**West Campus Parking Garage Expansion Revised Budget, Financing Plan & Delegated AuthorityRECOMMENDED ACTION:

It is the recommendation of the administration and the Finance, Audit and Facilities Committee that the Board of Regents approve:

- 1) an increase in the total project budget for the West Campus Garage Expansion project be increased from \$12,785,000 to \$17,900,000;
- 2) financing the construction of the project through the issuance of up to \$4 million in short term notes (commercial paper) and the issuance of long term debt in the amount required to pay off the notes when UW General Revenue bonds are next issued.; and,
- 3) delegation of authority to the President or his designee to:
 - a. award a construction contract, subject to the scope, budget and funding remaining within 10% of the established budget,
 - b. execute documents as required to compete the interim and permanent financings, including the authority to set maturities and roll periods for the short term notes prior to obtaining permanent financing.

BACKGROUND:

The University of Washington intends to add an additional 326 parking spaces to the existing 660 spaces in the West Campus Parking Garage. This parking will serve the South/West campus, in response to increased parking demand that has occurred and which will continue to increase with construction of new buildings in this part of campus. Also, these additional parking spaces are part of the plan to mitigate the temporary loss of up to 600 parking spaces during the six years of Sound Transit construction and need to be completed before this work begins in late 2009. The project, in its final completion, will also provide approximately 12,000 gross square feet (gsf) of office space. The intent is to first bid and build the parking garage along with the integral shell and core for the office building and then to follow up with the completion of the office space as a separately funded project.

LMN Architects completed Construction Documents in March 2006 and two bids were received for this project on May 9, 2006. The low bid was by Berschauer

VII. STANDING COMMITTEES

B. Finance, Audit and Facilities Committee

West Campus Parking Garage Expansion Revised Budget, Financing Plan & Delegated Authority (continued p. 2)

Phillips Construction Company, in the amount of \$12,014,149, 42% over the budgeted construction cost of \$8,487,000.

Based on post-bid research with the contracting community, bids exceeded the budget for a number of reasons: 1) inaccurate construction cost estimate in part due to mixing parking garage and office construction; 2) very busy construction industry significantly reducing market competitiveness; and 3) increased labor and material costs.

The plan is to re-bid the parking garage and building shell and core work only for a bid opening in January 2008 and to bid and complete the office space tenant improvements later to attract more specialized contractors for each phase. The revised project budget of \$17,900,000 includes a revised construction cost based on escalating the previous construction bid to the new bid opening date of January 2008; 0.75% per month (15.0 % total) plus 2.25% for market conditions.

FINANCING PLAN:

Sources of project funding are existing bond proceeds from the 2004 issue, the mitigation payment from Sound Transit, and new debt. Debt will be repaid from parking system and U-Pass revenues.

Funding will be applied to the West Campus Garage project as follows:

Sources of Funds:

Sound Transit Mitigation Payment	10,000,000
New Debt (See Note)	2,800,000
2004 Bond Proceeds	<u>5,100,000</u>
Total Sources of Funds	<u>17,900,000</u>

Uses of Funds:

West Campus Garage Project	<u>17,900,000</u>
Total Uses of Funds	<u>17,900,000</u>

Note: The remaining \$1.2 million in authorized new debt will be borrowed only as needed to fund un-programmed parking restoration after the Sound Transit project is complete.

CREDIT ANALYSIS:

Treasury Office performed a detailed credit analysis for Commuter Services as part of the due diligence for this borrowing. The primary sources of revenue

VII. STANDING COMMITTEES

B. Finance, Audit and Facilities Committee

West Campus Parking Garage Expansion Revised Budget, Financing Plan & Delegated Authority (continued p. 3)

within Commuter Services are parking and U-Pass fees. Planned increases in parking fees will repay debt on the project. Debt service coverage after parking and U-Pass expenses are expected to average over 1.4 times over the ten year planning period. However, the implementation of a new city-imposed parking tax in fiscal year 2008 and expected increases in transit costs will result in negative cash flows until fee increases catch up in 2012. The temporary deficits will be paid from Commuter Services reserves.

The primary financial risk associated with the project and the system is growth in costs without planned fee increases. Assuming transit costs grow as expected, at half the planned fee increases, Commuter Service reserves would be exhausted by 2012. A secondary risk is lower parking demand resulting from the higher parking fees. The last three parking fees increases have averaged about 9% per year with a resulting decline in parking permits of 1%-2% per year. Annual declines of more than twice this rate would be necessary to adversely affect Commuter Services cash flows. This is unlikely for two reasons. First, given that the UW sets parking prices in the U-District, competing lots are not as conveniently located and current land prices discourage development on new commercial lots. Second, the primary alternative for parking is the U-PASS and U-PASS fees are expected to increase at a greater rate than parking fees (to cover expected increases in transit costs).

Future plans to add additional parking capacity will depend upon parking demand, the impact of future campus construction, and Sound Transit project. All current and future projects will be repaid by new incremental revenues and as a result will not materially impact the University's debt capacity.

INTERNAL REVIEWS AND APPROVALS:

The Commuter Services financing plan has been reviewed and approved by the Senior Vice President for Finance and Facilities, the Vice Provost for Budgeting and Planning, and the Associate Vice President for Facilities Services.

ENCLOSURES:

- 1) Capital Projects Office – Summary Project Budget
- 2) Ten Year Commuter Services Proforma

VII. STANDING COMMITTEES

B. Finance, Audit and Facilities Committee

West Campus Parking Garage Expansion Revised Budget, Financing Plan & Delegated Authority (continued p. 4)

UNIVERSITY OF WASHINGTON
CAPITAL PROJECTS OFFICE - SUMMARY PROJECT BUDGET
STANDARD PROCUREMENT

PROJECT **West Campus Parking Garage**

Project Number:

ESTIMATED DATE OF COMPLETION: April

Original Budget Agreement	Current Budget (3/05)	Proposed Budget (10/07)	Final Costs
---------------------------------	-----------------------------	-------------------------------	----------------

BUDGET SUMMARY:

A. ACQUISITION	0		
B. CONSULTANT SERVICES			
1.	240,487	384,971	394,424
2. BASIC DESIGN SERVICES	313,848	384,773	391,661
3. EXTRA SERVICES/REIMBURSABLES	353,554	353,478	428,851
4. OTHER	201,373	444,012	554,746
5. DESIGN SERVICES CONTINGENCY	190,655	100,000	171,851
TOTAL CONSULTANT SERVICES	1,299,917	1,667,234	1,941,533
C. PRIMARY CONSTRUCTION CONTRACTS			
1. CONSTRUCTION	7,140,955	8,125,000	12,277,975
2. OTHER CONTRACTS	145,500	0	44,295
SUBTOTAL CONSTRUCTION	7,286,455	8,125,000	12,322,270
3. CONSTRUCTION	1,142,552	1,418,250	1,596,137
4. SALES	741,753	839,806	1,238,738
TOTAL CONSTRUCTION COST	9,170,760	10,383,056	15,157,145
D. EQUIPMENT	600,463	81,600	81,675
E. ARTWORK	0	0	0
F. OTHER COSTS	174,033	138,258	204,889
G. PROJECT ADMINISTRATION	354,827	514,852	514,758
H. RELATED PROJECTS/MITIGATION	0	0	0
COSTS	1,129,323	734,710	801,322
TOTAL PROJECT BUDGET	11,600,000	12,785,000	17,900,000

SOURCE OF

UW BUILDING			
STATE GEN'L FUND GO			
UW NON-STATE	11,600,000	12,785,000	
NON-STATE REVENUE			
TOTAL SOURCE OF FUNDS	11,600,000	12,785,000	0

VIII. STANDING COMMITTEES

B. Finance, Audit and Facilities Committee

West Campus Parking Garage Expansion Revised Budget, Financing Plan & Delegated Authority (continued p. 5)

UW Commuter Services – Ten Year Commuter Services Performance
Projected Financial Results FY 2008 - 2017

	FY 2008	FY 2009	FY 2010	FY 2011	FY 2012	FY 2013	FY 2014	FY 2015	FY 2016	FY 2017	AACG (1)
Parking	14,323	15,341	16,688	16,953	17,214	17,473	17,975	18,492	19,025	19,574	4%
Less: Sales	(1,039)	(1,081)	(1,178)	(1,196)	(1,214)	(1,232)	(1,268)	(1,307)	(1,346)	(1,386)	3%
Less: City Parking Tax	(605)	(923)	(1,311)	(1,331)	(1,350)	(1,370)	(1,411)	(1,453)	(1,497)	(1,542)	11%
Net revenue	12,678	13,336	14,199	14,426	14,649	14,871	15,296	15,733	16,183	16,646	3%
	-	-	-	-	-	-	-	-	-	-	-
Parking Expenses	5,054	4,736	5,347	5,184	5,282	5,383	5,484	5,588	5,694	5,803	2%
	-	-	-	-	-	-	-	-	-	-	-
Net Operating Income	7,624	8,600	8,852	9,242	9,367	9,488	9,811	10,144	10,488	10,843	4%
Interest Income	283	262	229	214	222	256	322	410	500	546	8%
Total	7,908	8,862	9,081	9,456	9,589	9,744	10,134	10,554	10,988	11,389	4%
Transfers											
Net U-Pass	(4,666)	(6,010)	(5,928)	(5,745)	(5,159)	(4,622)	(3,884)	(4,251)	(4,448)	(4,968)	1%
Other	(2,044)	(2,208)	(2,103)	(2,153)	(2,216)	(2,276)	(2,342)	(2,411)	(2,482)	(2,556)	3%
Total Transfers	(6,710)	(8,218)	(8,031)	(7,898)	(7,375)	(6,897)	(6,227)	(6,662)	(6,930)	(7,524)	1%
	-	-	-	-	-	-	-	-	-	-	-
Debt Service	1,339	1,599	1,601	1,601	1,601	1,600	1,602	1,602	1,600	1,597	
	-	-	-	-	-	-	-	-	-	-	-
Debt Service	0.89	0.40	0.66	0.97	1.38	1.78	2.44	2.43	2.54	2.42	
	-	-	-	-	-	-	-	-	-	-	-
Net Free Cash	(141)	(955)	(551)	(43)	613	1,247	2,305	2,290	2,458	2,269	
	-	-	-	-	-	-	-	-	-	-	-
Beginning Fund Balance	6,762	6,621	5,666	5,115	5,072	5,685	6,932	9,237	11,528	13,986	
Ending Fund Balance	6,621	5,666	5,115	5,072	5,685	6,932	9,237	11,528	13,986	16,254	
Components of Fund Balance											
Insurance	1,100	1,100	1,100	1,100	1,100	1,100	1,100	1,100	1,100	1,100	
Capital Reserve	1,700	2,500	2,500	2,500	2,500	3,000	4,000	5,000	7,000	7,000	
Operating	3,821	2,066	1,515	1,472	2,085	2,832	4,137	5,428	5,886	8,154	
Total Ending Fund	6,621	5,666	5,115	5,072	5,685	6,932	9,237	11,528	13,986	16,254	

(1) AACG is Average Annual Compound Growth Rate

VII. STANDING COMMITTEE

B. Finance, Audit and Facilities Committee

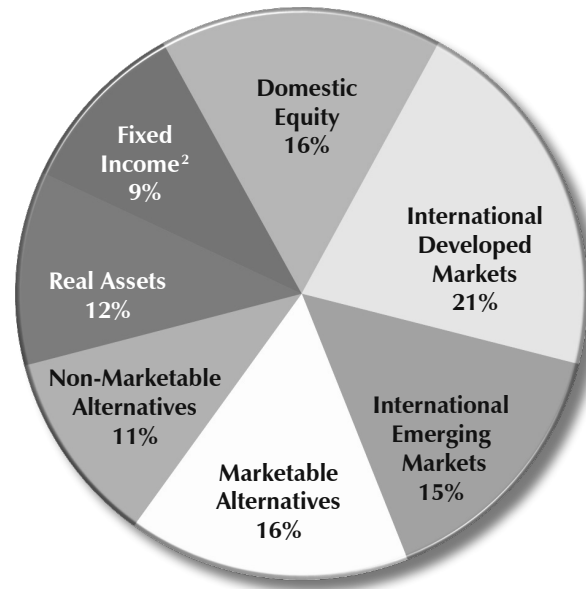
UWINCO Update

See Attached.

ESTIMATED ASSET ALLOCATION

As of September 30, 2007

Consolidated Endowment Fund —\$2,103 MM

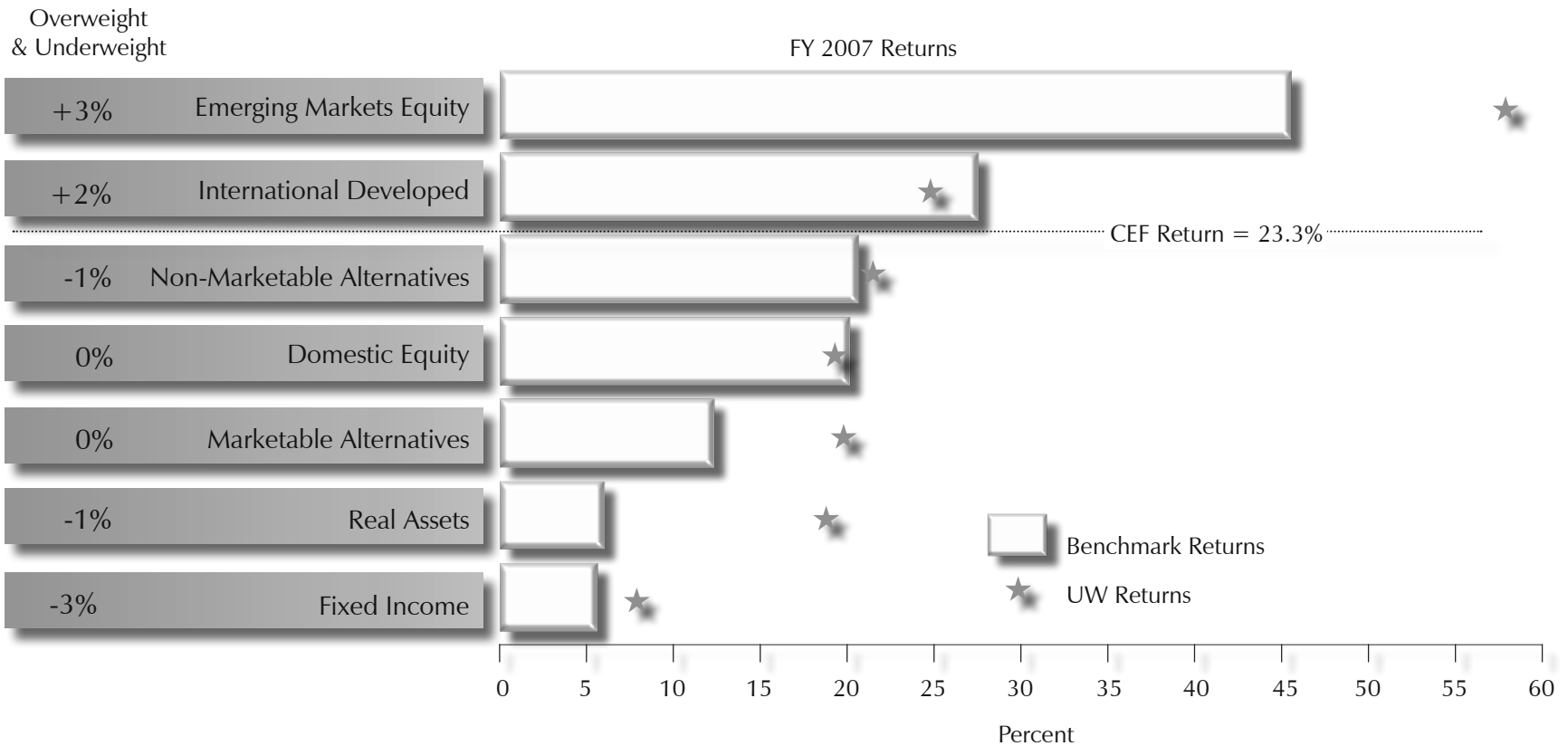


Dollars in Millions

	Current Allocation		Policy Target	Policy Range
Domestic Equity	\$328	16%	18%	10%–40%
International Developed Markets	\$446	21%	20%	10%–35%
International Emerging Markets	\$305	15%	10%	5%–15%
Marketable Alternatives	\$346	16%	16%	5%–25%
Non-Marketable Alternatives	\$238	11%	12%	5%–20%
Equity Fund	\$1,663	79%	76%	60%–90%
Real Assets Fund	\$244	12%	12%	5%–20%
Fixed Income Fund ¹	\$196	9%	12%	5%–35%
Total Consolidated Endowment Fund	\$2,103	100%		

¹ Includes allocation to cash

FY 2007 PERFORMANCE BY ASSET CLASS



- With the exception of domestic equity and international developed, all strategies outperformed their respective benchmarks
- UW's increased exposure to international developed and emerging markets equities provided a competitive advantage relative to peers in FY 2007.

VII. STANDING COMMITTEES**B. Finance, Audit and Facilities Committee**

in Joint Session With the

A. Academic and Student Affairs Committee**Approval of University of Washington 2008 State Supplemental Budget Request****RECOMMENDED ACTION**

It is the recommendation of the administration and of the Finance, Audit and Facilities Committee and the Academic and Student Affairs Committee that the Board of Regents approve the 2008 state supplemental budget request described in the body of this item. As this supplemental budget request is discussed with the State Office of Financial Management, the Board of Regents delegates to the President the authority to revise elements of this supplemental budget request in light of future discussions with the Governor's Office or updated information that changes the amount of support requested for a particular item.

Background

Potential items that could be included in the University of Washington's 2008 State Supplemental Budget Request were discussed at a joint meeting of the Finance, Audit and Facilities Committee and the Academic and Student Affairs Committee at the September 2007 Board of Regents meeting. The administration has had ongoing discussions with the Governor's Office and with the other public four-year universities about potential 2008 state supplemental budget items.

Under the instructions that agencies have received, the State Office of Financial Management has asked that supplemental operating budget requests be limited to:

- a critical or emergent situation;
- a change in mandatory caseload or workload;
- a technical correction related to the enacted 2007-09 budget; or
- an opportunity to reduce state government costs.

In the supplemental budget process, the State Office of Financial Management does not specifically solicit capital budget requests. Instead, agencies are asked to identify technical or financial capital budget issues that need to be addressed in the upcoming legislative session.

VII. STANDING COMMITTEES

B. Finance, Audit and Facilities Committee

in Joint Session With the

A. Academic and Student Affairs Committee

Approval of University of Washington 2008 State Supplemental Budget Request (continued p. 2)

The administration is proposing that the University of Washington submit supplemental budget requests that meet at least one of two other criteria in addition to those listed by the Office of Financial Management:

- State investments that support the instructional mission of the University as well as access to the University; and
- State investments that support new opportunities to advance research and teaching.

2008 Supplemental Capital and Operating Budget Request

The University is requesting a total of \$21.1 million in state operating funds and \$18.9 million in state capital funds in the 2008 state supplemental budget.

Emergent Issues and Critical Infrastructure (\$1.1 million operating and \$17.4 million capital)

- Safe Campus Initiative (\$862,000 operating and \$4.5 million capital)
- Improve Animal Research Facilities (\$4.5 million capital)
- UW Tacoma Land Acquisition and Soils Remediation (\$7.4 million capital)
- Expand Access to Child Care (\$250,000 operating and \$1.0 million capital)

Recent tragic events at the UW, Virginia Tech and the University of Arizona have raised awareness of the need to assess emergency response plans and develop effective communication plans to prevent and respond to events on campus. The University is requesting \$4.5 million in one-time funding for capital improvements to enhance mass-notification systems on the Seattle campus. Operating funds of \$862,000 will be used to support efforts on campus to prevent and respond to violent incidents, provide counseling and referral services to students, and implement an outdoor public alert system for the Seattle campus.

The University is also requesting \$4.5 million in capital funds to make improvements to several animal facilities that have been identified by the Association for Assessment and Accreditation of Lab Animal Care as having deficiencies. These improvements are necessary to ensure compliance and accreditation of related UW programs.

VII. STANDING COMMITTEES

B. Finance, Audit and Facilities Committee

in Joint Session With the

A. Academic and Student Affairs Committee

Approval of University of Washington 2008 State Supplemental Budget Request (continued p. 3)

A total of \$7.4 million in capital funds is requested to allow the University to take advantage of opportunities to purchase new parcels of land within the boundaries of the UW Tacoma campus. The University understands that the owners of a number of parcels are ready to sell and funding is needed in 2008 to secure the property for future development of the campus. A portion of the funding will also be used to remediate contaminated soils.

Finally, a combination of \$250,000 in operating funds and \$1.0 million in capital funds are requested to provide students, staff, and faculty with enhanced child care options. As of September 2007, over 700 children are on a waitlist for child care at UW Children's Centers. This situation will be significantly aggravated with the October 31st proposed closure of the Able Child facility in University Heights Center.

Higher Education Quality and Access (\$13.9 million operating and \$1.5 million capital)

- Restore Non-Resident Graduate Student Subsidy Reduction (\$1.9 million operating)
- Recruitment and Retention Funding for Faculty, Professional Staff, and Librarians (\$11.1 million operating)
- Expand Nursing Educators (\$883,000 operating)
- House of Knowledge Longhouse (\$1.5 million capital)

The UW is requesting \$1.9 million in operating funds to restore funding associated with a reduction to the non-resident graduate student subsidy that was included in the 2007-09 enacted budget. This policy adversely impacts the ability of the University to attract the best and brightest students and achieve the Washington Learns goal of educating more students to higher levels. As implemented, the reduction affects all students regardless of student type or residency status.

Salaries are the largest component of operating costs for education institutions. The caliber of the faculty, staff, and librarians has been instrumental in creating a high-quality academic environment and allowing the UW to successfully compete for research funding. A total of \$11.1 million in operating funds is requested to establish a three percent pool to assist the University in recruiting and retaining outstanding faculty, professional staff, and librarians.

A total of \$883,000 in operating funds is requested to expand nursing enrollments on all three UW campuses. With new funding, the nursing Ph.D. program at the Seattle campus will be expanded by 10 additional students each year for four years –

VII. STANDING COMMITTEES

B. Finance, Audit and Facilities Committee

in Joint Session With the

A. Academic and Student Affairs Committee

Approval of University of Washington 2008 State Supplemental Budget Request (continued p. 4)

ultimately resulting in 40 additional Ph.D. nursing students at UW Seattle. Once fully implemented, the cost of these new nursing Ph.D. enrollments will be less than \$20,000/FTE. The Master of Nursing programs at UW Bothell and UW Tacoma will be expanded by 25 additional part-time students (or five full-time FTEs) over the next two to five years. Additional nursing educators are needed in order to help educate additional nurses to meet state workforce needs.

A total of \$1.5 million in capital funds is requested for predesign and design funding for the construction of a House of Knowledge on the Seattle campus. The House of Knowledge will provide a culturally responsive learning environment for students, faculty, and staff.

New Opportunities to Advance Research and Teaching (\$6.0 million operating)

- Institute for Health Metrics & Evaluation – Domestic Health Issues (\$1.9 million operating)
- e-Science Institute (\$2.0 million operating)
- Ports, People, and Puget Sound (\$2.1 million operating)

Strong interest generated by the creation of the Institute for Health Metrics and Evaluation has presented an opportunity where with additional state support, the University believes that it can act quickly and recruit additional faculty with expertise in the area of domestic health metrics. A total of \$1.9 million in operating funds is requested in fiscal year 2009 to expand analytical work at the Institute to include interventions that will improve “domestic” health measures while providing high-quality, proven, and cost-effective healthcare interventions in the United States.

A total of \$2.0 million in operating funds is being requested to establish a core e-Science infrastructure program at the UW. The e-Science Institute initiative will begin with an initial focus on environmental e-Science. State funding will be used to develop core infrastructure and services, hire a director for the overall initiative, and hire key faculty members who will work closely with existing faculty on environmental applications of e-Science.

Finally, \$2.1 million in operating funds is being requested to build additional research capacity in the area of sustainable port development through an integrated effort across the Seattle, Bothell, and Tacoma campuses. The linked effort will address marine water quality in Puget Sound, sustainable port development, and the economic

VII. STANDING COMMITTEES

B. Finance, Audit and Facilities Committee

in Joint Session With the

A. Academic and Student Affairs Committee

Approval of University of Washington 2008 State Supplemental Budget Request (continued p. 5)

impacts of using ports for multiple purposes. This effort will contribute to national and state efforts, such as Homeland Security funding for port management and the recent creation of the Puget Sound Partnership.

UW North Campus

The 2007 Legislature directed the Washington State Office of Financial Management (OFM) and the UW to recommend sites and develop an preliminary academic plan for a new UW campus in North Puget Sound by November 15, 2007. Work is underway on both the site selection and academic plan. However, these efforts are not sufficiently developed for the UW to submit a 2008 state supplemental budget request for the new campus at this time. The University will continue to work closely with OFM to develop operating and capital budget proposals, provided the legislature is able to identify a permanent site for the campus in the upcoming legislative session.

Policy Requests:

The University has no agency request legislation for the 2008 legislative session.

The UW strongly supports the efforts of the Council of Presidents, State Board for Community and Technical Colleges, and the Higher Education Board to reauthorize the Washington Futures Act (Gardner-Evans-Locke) bond authority for higher education capital improvements.

VII. STANDING COMMITTEE

A. Academic and Student Affairs

In Joint Session With

B. Finance, Audit and Facilities Committee

Husky Stadium

An oral report will be presented at the meeting.

VII. STANDING COMMITTEE

A. Academic and Student Affairs

In Joint Session With

B. Finance, Audit and Facilities Committee

SIS (Skagit, Island & Snohomish Counties) Academic Planning Update

See Attached.

UW North Campus - Update

OVERVIEW

The 2007 Legislature directed the Washington State Office of Financial Management (OFM) and the University of Washington (UW) to recommend sites and develop an academic plan for a new UW campus in North Puget Sound. Site recommendations and a preliminary plan are due to Governor Gregoire and the Legislature by November 15, 2007. The final plan is due June 2008. The two overarching goals for the new campus are to serve the needs of area residents with a comprehensive array of degree options and to advance economic development and global competitiveness for the state by focusing on science, technology, engineering and mathematics (STEM) degrees.

ACADEMIC PLAN

Building on the UW's experience in Tacoma, Bothell and Seattle, the new campus would develop strength in delivering *experiential* learning to students studying in STEM, business, education, and health-related fields. This innovative approach involves students in real-world settings, working side-by-side with practitioners on projects for business, health care, government and non-profit organizations. This method of teaching and learning requires that the campus be located in close proximity to diverse business and civic engagement opportunities for students. The campus will initially enroll upper division students who wish to complete baccalaureate degrees. Freshmen and sophomores will be admitted gradually and deliberately in accordance with a campus plan to be submitted to the state's Higher Education Coordinating Board.

SITE RECOMMENDATIONS

As authorized by the legislature, OFM administered an open and competitive process to hire NBBJ of Seattle to help assess options and make recommendations for a permanent campus site. In July, OFM put out a call for site proposals and 73 were submitted for consideration. A second call for proposals in August netted an additional 11 sites. Each site was evaluated for its ability to support the academic plan, for effective transportation options among population centers within the three-county region, and for size and land use suitability for long-term campus development.

At the end of August, OFM and the UW made a "first cut" on the list of proposed sites, narrowing the field to nine candidates. Recently the list of sites was winnowed further to four sites (see the map accompanying this Update). Note that the Marysville site is actually a composite of three contiguous sites that were submitted separately. Those three sites will be treated as one for the purposes of further evaluation. By November 15th, NBBJ will deliver a report with their recommendations to the Governor and Legislature that will include at least three possible sites for their consideration.

COMMUNITY OUTREACH

A comprehensive plan for ensuring community involvement in this process continues. The Governor's office and the UW have met with local education, business and labor, and civic leaders. See the reverse for a list of some of the meetings held throughout the summer and fall.

For further information contact:

Deb Merle, Higher Education Advisor, Governor's Policy Office, debora.merle@gov.wa.gov

Randy Hodgins, Director of State Relations, University of Washington, rhodgins@u.washington.edu

STAKEHOLDER MEETINGS AND TOWN HALLS

JULY 27:

- Island County Business Roundtable, hosted by Sharon Hart, Island County Economic Development Council (EDC), *Oak Harbor*
- Snohomish, Island and Skagit K-12 Superintendents, hosted by Jerry Jenkins, Educational Service District 189, *Marysville*

AUGUST 14:

- Skagit County Business Roundtable, hosted by Don Wick, Skagit County EDC, *Mt. Vernon*
- Everett Stakeholders, hosted by Ray Stephanson, City of Everett, *Everett*
- Citizen Town Hall, *Stanwood High School Performing Arts Center, 7:00 pm*

AUGUST 15:

- Snohomish County Business Roundtable, hosted by Deborah Knutsen, Sno County EDC, *Everett*
- Snohomish, Island and Skagit Healthcare providers, hosted by Dave Brooks, Providence Medical, *Everett*
- Citizen Town Hall, *Skagit Valley College, 7:00 pm*

AUGUST 22:

- Island County and Port Commissioners and Mayors, hosted by the Council of Governments
- Snohomish, Island and Skagit Non-profit sector, hosted by Carl Zapora, United Ways of Washington, *Arlington*
- Snohomish County Council and City Councils and Mayors, hosted by Aaron Reardon, *City of Snohomish*

SEPTEMBER 19:

- Congressional delegation staff briefing
- Skagit County and Port Commissioners and Mayors, hosted by the Council of Governments, *Burlington*

SEPTEMBER 26:

- Tribes in the three-county region, hosted by the Swinomish Tribe, *Anacortes*
- Citizen Town Hall, *Oak Harbor High School Field House, 7:00 pm*

OCTOBER 3:

- Citizen Town Hall, *Everett Events Center, 7:00 pm*

October 10

- Everett Chamber of Commerce, *Everett*

October 11

- Marysville Stakeholders, hosted by Dennis Kendall, City of Marysville, *Arlington*

October 26

- Marysville Tulalip Chamber of Commerce, *Marysville*

OCTOBER 29

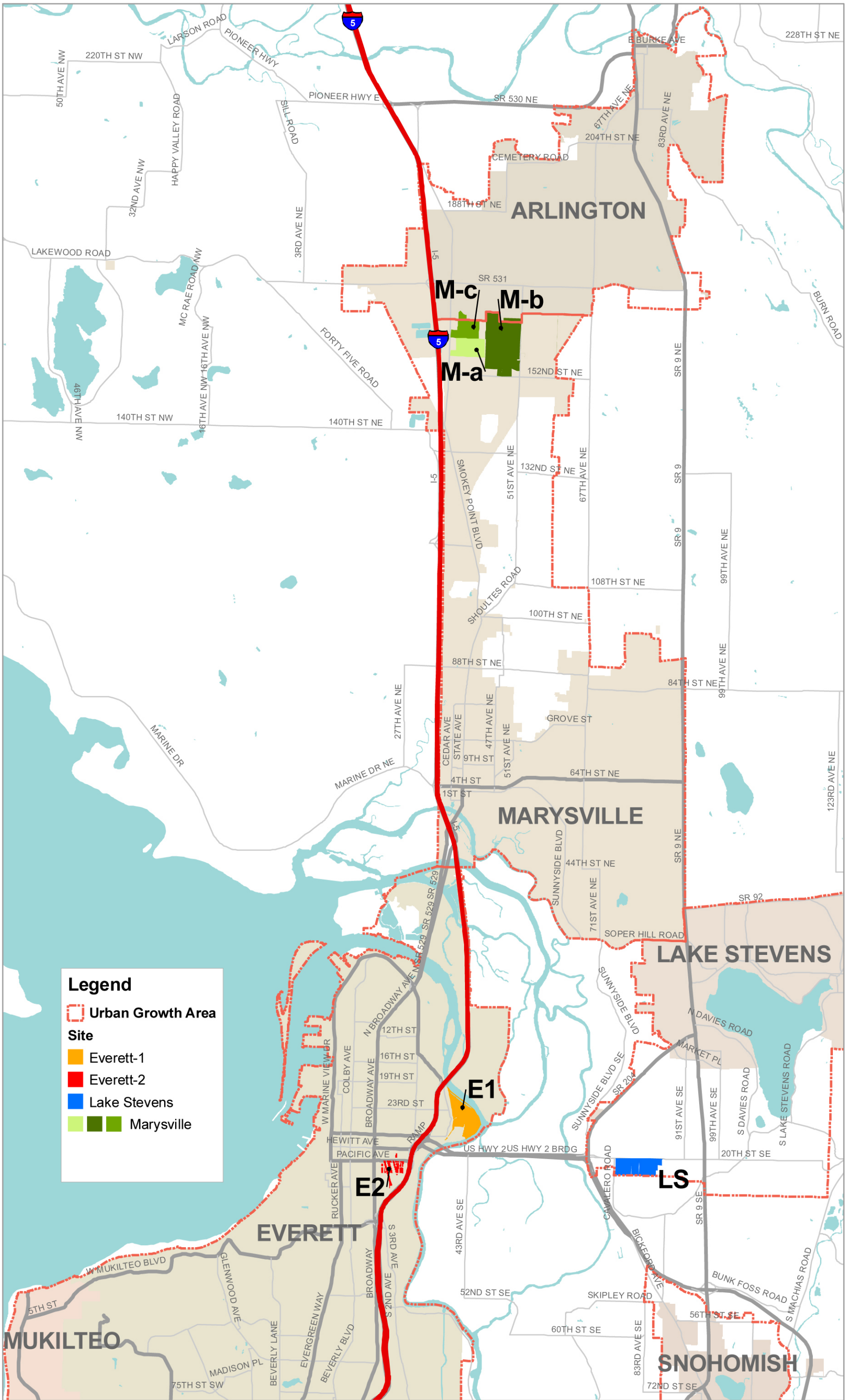
- Citizen Town Hall, Cavalero Mid-High School, *Lake Stevens, 7:00 pm*

OCTOBER 30

- Citizen Town Hall, Pilchuck High School, *Marysville, 7:00 pm*

November 13


- Arlington Chamber of Commerce, *Arlington*



Four Sites Identified for Additional Analysis and Consideration

University of Washington North Puget Sound Site Recommendation Process

24 September 2007



nbbj